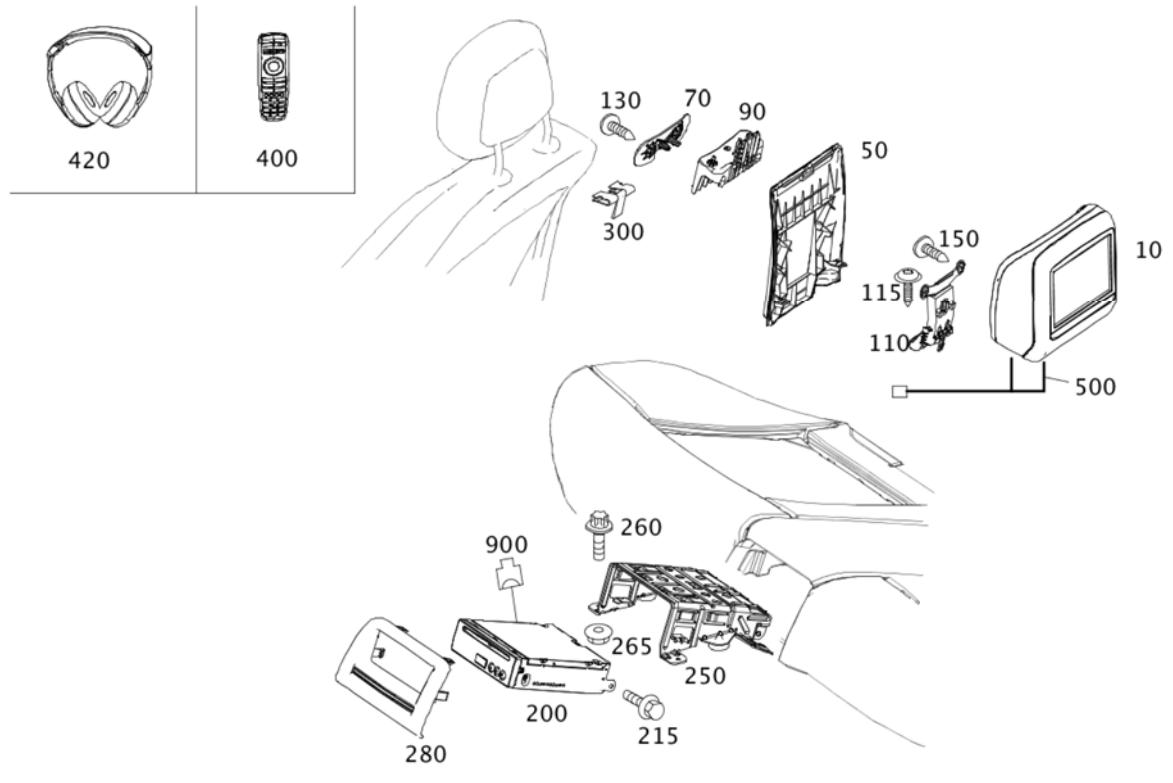



















- Parts list -















Mode	BM mode	BM overview	E 63 AMG S-MODELL 4MATIC
VIN/mod. des.	WDD2122761B068033	Catalog	D24
VIN	WDDHH7GB5EB068033	Group	82 ELECTRICAL SYSTEM
Assortment class	PC	Sub-group	327 REAR ENTERTAINMENT
Market			










Copyright 2020-07-20 Daimler AG

Image ID: drawing_B82327000018

Item	Part number	Designation/additional information	Qty
10	A 221 900 55 04 9116	CONTROL UNIT, COMPLETE LEFT MONITOR  Code: 864+275+-800;  [672] PART MUST BE CHECKED FOR CURRENT FLASHWARE AFTER INSTALLATION	1
10	A 221 900 55 04 9116	CONTROL UNIT, COMPLETE RIGHT MONITOR  Code: 864+275+-800;  [672] PART MUST BE CHECKED FOR CURRENT FLASHWARE AFTER INSTALLATION	1
50	A 221 918 00 00 9116	COVER LEFT MONITOR  Code: 864;	1
50	A 221 918 00 00 9116	COVER RIGHT MONITOR  Code: 864;	1
70	A 000 913 01 16	BRACKET MONITOR AT LEFT SEAT  Code: 864;	1
70	A 000 913 01 16	BRACKET MONITOR AT RIGHT SEAT  Code: 864;	1
90	A 000 919 00 00	BRACKET MONITOR AT LEFT SEAT  Code: 864;	1
90	A 000 919 00 00	BRACKET MONITOR AT RIGHT SEAT  Code: 864;	1
110	A 221 951 00 14	BRACKET MONITOR AT LEFT SEAT  Code: 864;	1
110	A 221 951 00 14 	BRACKET MONITOR AT RIGHT SEAT  Code: 864;	1
115	A 006 990 00 12 	* FILLISTER HEAD SCREW BRACKET TO BACKREST FRAME; 5X18  Code: 864;	2
115	A 006 990 00 12 	* FILLISTER HEAD SCREW BRACKET TO BACKREST FRAME; 5X18  Code: 864;	2

Item	Part number	Designation/additional information	Qty
130	A 001 984 65 29	HEXALOBULAR BOLT BRACKET TO BACKREST FRAME; 5X20  Code: 864;	2
130	A 001 984 65 29	HEXALOBULAR BOLT BRACKET TO BACKREST FRAME; 5X20  Code: 864;	2
150	N 000000 002242	HEXALOBULAR BOLT BRACKET AT MONITOR; M5X10  Code: 864;	2
150	N 000000 001478	HEXALOBULAR BOLT BRACKET AT MONITOR; M6X25  Code: 864;	1
150	N 000000 002242	HEXALOBULAR BOLT BRACKET AT MONITOR; M5X10  Code: 864;	2
150	N 000000 001478	HEXALOBULAR BOLT BRACKET AT MONITOR; M6X25  Code: 864;	1
200	A 166 906 97 00	CONTROL PANEL  Code: 864+(803/804/805)+-224;	1
215	N 000000 004310	HEXAGON HEAD BOLT CONTROL UNIT ON MOUNT; M6X10  Code: 864+-224;	2
250	A 212 545 26 40	BRACKET OPERATING UNIT  Code: 864+-224;	1
260	N 910143 006001	HEXALOBULAR BOLT BRACKET MOUNTING; M6X16  Code: 864+-224;	2
265	N 910112 006003	HEXAGON NUT BRACKET MOUNTING; M6  Code: 864+-224;	2
280	A 212 846 00 27 7J22	COVER OPERATING UNIT  Code: 864+-224;  Fault location 84011	1
300	A 010 988 25 78	CLAMP MOUNTING, WIRING HARNESS TO SEAT, LEFT  Code: 864;	2

Item	Part number	Designation/additional information	Qty
300	A 010 988 25 78	CLAMP MOUNTING, WIRING HARNESS TO SEAT RIGHT  Code: 864;	2
400	A 221 870 38 89	REMOTE CONTROL  Code: (804/805)+(864+(494/460/816));	2
420	A 222 820 18 89	HEADPHONES  Code: (804/805)+864;  [402] NO LONGER AVAILABLE  Fault location 82553	2
500	Q 0000000001	IMPORTANT INFORMATION FOR PARTS,SEE: 82/464  Code: 864;	1
500	Q 0000000001	IMPORTANT INFORMATION FOR PARTS,SEE: 82/464  Code: 864;	1
900	A 168 545 09 28	COUPLING HOUSING, ELECT. REAR ENTERTAINMENT UNIT CONTROL UNIT N66/4*2; 40-PIN MQS	1
900	A 026 545 65 26	CLUTCH, MECHANICAL REAR ENTERTAINMENT UNIT CONTROL UNIT N66/4*1; 10-PIN MQS	1
900	A 026 545 66 26	CLUTCH, MECHANICAL REAR ENTERTAINMENT UNIT CONTROL UNIT N66/4*3; 10-PIN MQS	1