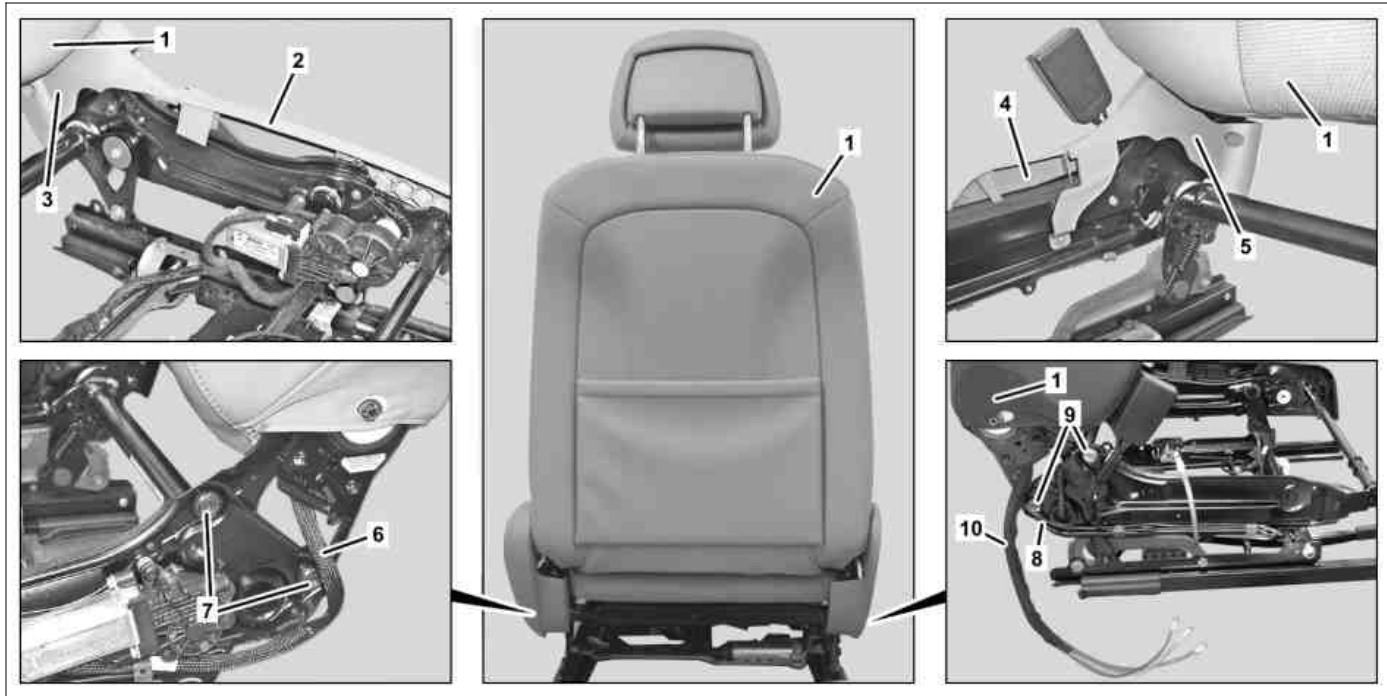


MODEL 207

MODEL 204.0 (except 204.077), 204.2 (except 204.277), 204.3/9

MODEL 212, 218



P91.10-3480-09

Shown on model 204.0 with code (409) Left/right front multicontour seats and code (873) Seat heater for left and right front seat, left front seat

1 Front seat backrest

2 Outer cover

3 Cover

4 Cover

5 Cover





6 Electrical wiring harness

7 Bolts

8 Electrical wiring harness (with code (873) Seat heater for left and right front seats)

9 Bolts

10 Pneumatic wiring harness (model 204.0/2, 207, 212, 218 with code (409) Left/right front multicontour seats)

 	Remove/install		
1	Remove left or right front seat		AR91.10-P-1000CW
2	Remove seat cushion		AR91.10-P-3310CW
3	Detach outer cover (2) on seat adjustment mechanism	MODEL 204.0/2/9Outer cover MODEL 204.3, 207Outer cover MODEL 212, 218Outer cover	AR91.10-P-1200CY AR91.10-P-1200EC AR91.10-P-1200EW
4	Detach covers (3, 4, 5) on seat adjustment mechanism		
5	Expose electrical wiring harness (6) on seat adjustment mechanism and remove from seat adjustment mechanism	 Installation: Observe routing and attachment of electrical wiring harness (6) in seat adjustment mechanism.	
6	Expose electrical wiring harness (8) on seat adjustment mechanism and remove from seat adjustment mechanism	On vehicles with code (873) Seat heater for right and left front seats  Installation: Observe routing and attachment of electrical wiring harness (8).	
7	Expose dynamic seat electrical wiring harness on seat adjustment mechanism	Model 218 with code (432) Active multicontour seat On model 212 with code (432) Left and right dynamic multicontour seat	

		i Installation: Observe routing and attachment of dynamic seat electrical wiring harness.	
8	Expose pneumatic harness (10) on seat adjustment mechanism	On model 204.0/2/3, 207, 212, 218 with code (409) Left/right front multicontour seats i Installation: Observe routing and attachment of pneumatic wiring harness (10).	
9	Remove screws (7, 9) from backrest fitting	Nm Bolt at backrest fitting	*BA91.10-P-1001-01Q
10	Remove front seat backrest (1)		
11	Install in the reverse order		

Nm Front seats

Number	Designation		MODEL 204	MODEL 207
BA91.10-P-1001-01Q	Bolt at backrest fitting	Nm	40	40

Nm Front seats

Number	Designation		MODEL 212	MODEL 218
BA91.10-P-1001-01Q	Bolt at backrest fitting	Nm	40	40