













Parts Information

Parts Information

- Parts list -

Vehicle	WDDHF8JB2EA959293 (D04)	E 350 4MATIC
Color	755 - undefined	Equipment
FIN: WDD2120881A959293		Assortment class
Group	88 ATTACHMENT PARTS	Sub-group

Item	Part number	Designation/additional information
10	A 212 885 34 38 9999 	TRIM, BUMPER REAR BUMPER  [420] TO BE PAINTED PRIOR TO INSTALLATION  Code: (772/773)+(234/237/238/253)+-(800/801/802/803);  Fault location 88137
60	A 212 885 08 26 	CAP TOWING EYE UPPER PART  Code: 772+-(800/801/802/803/M157);  Fault location 88162
60	A 212 885 03 56	MOUNT TOWING EYE LOWER SECTION  Code: 772+-(800/801/802/803/M157);  Fault location 88162
65	A 212 885 65 14	BRACKET BUMPER, CENTER REAR  Code: 772+-(800/801/802/803/M157);
68	A 003 994 92 45	SPRING SHEET METAL LOCK EXHAUST TIP FASTENING; 6.3 MM  Code: (772/773)+-(800/801/802/803);
70	A 212 885 63 14	BRACKET LEFT TAILPIPE TRIM  Code: 772+-(800/801/802/803/M157);

Parts Information

Item	Part number	Designation/additional information
70	A 212 885 64 14	BRACKET RIGHT TAILPIPE TRIM  Code: 772+-(800/801/802/803/M157);
83	A 212 885 30 38	TRIM, BUMPER REAR BUMPER, BOTTOM  Code: 772+-(M157);
85	A 003 990 94 97	BLIND RIVET BRACKET AT BOTTOM TO PANEL  Code: (772/773)+-(800/801/802/803);
90	A 006 990 06 12	FILLISTER HEAD SCREW EXHAUST TIP FASTENING; 6X24  Code: (B16/954/P96/M278)+-(800/801/802/803/924/773);
90	N 000000 000815	TAPPING SCREW MOUNTING, BUMPER TOSHIELD; 4,8X16  Code: -(800/801/802/803);
95	A 000 990 32 62	PLASTIC NUT EXHAUST TIP FASTENING  Code: (B16/954/P96/M278)+-(800/801/802/803/924/773);
100	A 212 880 26 03 	BASIC CARRIER FOR BUMPER BUMPER, CENTER REAR  Code: (772/773)+-(800/801/802/803);
102	A 000 885 04 11 	* PLATE FASTENING, BASIC CARRIER, CENTER  Code: -(800/801/802/803);
104	A 201 990 02 40 	* SEALING WASHER FASTENING, BASIC CARRIER, CENTER  Code: -(800/801/802/803);
110	A 003 991 07 70	SPRING CLIP BOTTOM PART TO TOP PART COVERING
140	N 000000 001459	TAPPING SCREW BUMPER TO TAIL CENTRAL PIECE  Code: -(800/801/802/803);

Parts Information

Item	Part number	Designation/additional information
150	A 212 885 41 21	TRIM STRIP (TRIM GRILLE), LEFT REAR  Code: (772/773)+-(800/801/802/803);
150	A 212 885 42 21	TRIM STRIP (TRIM GRILLE), RIGHT REAR  Code: (772/773)+-(800/801/802/803);
170	A 212 885 43 21	TRIM STRIP REAR  Code: 772+-(800/801/802/803/M157/E08);
200	A 212 880 19 03 	BASIC CARRIER FOR BUMPER LEFT  Code: -(800/801/802/803);
200	A 212 880 20 03 	BASIC CARRIER FOR BUMPER RIGHT  Code: -(800/801/802/803);
210	A 000 885 07 11 	* MOUNTING PLATE FASTENING, LEFT BASIC CARRIER  Code: -(800/801/802/803);
210	A 000 885 07 11 	* MOUNTING PLATE FASTENING, RIGHT BASIC CARRIER  Code: -(800/801/802/803);
215	A 201 990 02 40 	* SEALING WASHER FASTENING, LEFT BASIC CARRIER  Code: -(800/801/802/803);
215	A 201 990 02 40 	* SEALING WASHER FASTENING, RIGHT BASIC CARRIER  Code: -(800/801/802/803);
220	A 414 990 00 51	HEXAGON NUT FASTENING, BASIC CARRIER, CENTER; M6  Code: -(800/801/802/803);

















Parts Information

Item	Part number	Designation/additional information
220	A 414 990 00 51	HEXAGON NUT FASTENING, LEFT BASIC CARRIER; M6 ☒ Code: -(800/801/802/803);
220	A 414 990 00 51	HEXAGON NUT FASTENING, RIGHT BASIC CARRIER; M6 ☒ Code: -(800/801/802/803);
230	A 212 885 07 63	BUMPER LATERAL SUPPORT BETWEEN FENDER, LEFT ANDBUMPER ☒ Code: -(800/801/802/803);
230	A 212 885 08 63	BUMPER LATERAL SUPPORT BETWEEN FENDER, RIGHT ANDBUMPER ☒ Code: -(800/801/802/803);
245	A 000 990 49 62	PLASTIC NUT OPEN BUMPER ON FENDER, LEFT ☒ Code: -(800/801/802/803);
245	A 000 990 49 62	PLASTIC NUT OPEN BUMPER ON FENDER, RIGHT ☒ Code: -(800/801/802/803);
250	A 003 994 91 45	SPRING NUT BUMPER TO WHEELHOUSE; 0,5-2,5MM ☒ Code: -(800/801/802/803);
260	N 000000 001460	TAPPING SCREW BUMPER TO WHEELHOUSE; 6.3X22 ☒ Code: -(800/801/802/803);
270	A 212 885 17 16	REINFORCEMENT LEFT ☒ Code: (772/773)+-(800/801/802/803);
270	A 212 885 18 16	REINFORCEMENT RIGHT ☒ Code: (772/773)+-(800/801/802/803);



Parts Information

Item	Part number	Designation/additional information
275	A 003 994 92 45	SPRING SHEET METAL LOCK FASTENING, BUMPER AT SIDE AND BOTTOM; 6.3 MM  Code: -(800/801/802/803);
280	A 220 501 00 20	BRACKET DE-AERATION LINE  Code: -(800/801/802/803);
300	A 212 490 27 27	TAILPIPE TRIM LEFT  Code: (B16/950/954/P96/M278/772)+-(800/801/802/803/92.  Fault location 49A0A
300	A 212 490 28 27	TAILPIPE TRIM RIGHT  Code: (B16/950/954/P96/M278/772)+-(800/801/802/803/92.  Fault location 49A0A
390	A 212 440 58 10	ELECTRICAL WIRING HARNESS  Code: 234+-(800/801/802/803);
500	A 000 905 45 03 	RADAR SENSOR LEFT AND RIGHT OUTSIDE  [672] PART MUST BE CHECKED FOR CURRENT FLASHWARE AFTER  Code: 234+804;  Fault location 54H13
600	A 212 805 00 14	BRACKET REAR SWITCHING MODULE  Code: (772/773)+871+-(800/801/802/803);
620	A 003 990 94 97	BLIND RIVET BRACKET MOUNTING  Code: (772/773)+871+-(800/801/802/803);
640	A 212 440 50 58	ELECTRICAL WIRING HARNESS REAR SWITCHING MODULE  Code: (772/773)+871;

Parts Information

Item	Part number	Designation/additional information
660	A 222 905 27 05  	REAR SWITCH MODULE  [429] THEFT-RELEVANT PART  Code: 871; Replaced by: A 222 905 06 06 Replaced by: A 253 905 98 00 Replaced by: A 205 905 21 10
660	A 222 905 06 06 	REAR SWITCH MODULE  Code: 871; Replaced by: A 253 905 98 00 Replaced by: A 205 905 21 10 Replaces: A 222 905 27 05
660	A 253 905 98 00 	REAR SWITCH MODULE  Code: 871; Replaced by: A 205 905 21 10 Replaces: A 222 905 06 06 Replaces: A 222 905 27 05
660	A 205 905 21 10	REAR SWITCH MODULE  Code: 871; Replaces: A 253 905 98 00 Replaces: A 222 905 06 06 Replaces: A 222 905 27 05
680	A 222 905 90 04	REAR SWITCH MODULE SENSOR, TOP, CODING A  Code: 871;  Fault location 8000H
690	A 222 905 88 04 	REAR SWITCH MODULE SENSOR, BOTTOM, CODING B  Code: 871;  Fault location 8000M
695	A 029 545 10 26 	* COUPLING HOUSING CODING A; 2-PIN MLK1.2  Code: 871;

Parts Information

Item	Part number	Designation/additional information
695	A 029 545 11 26 	* COUPLING HOUSING CODING B; 2-PIN MLK1.2  Code: 871;