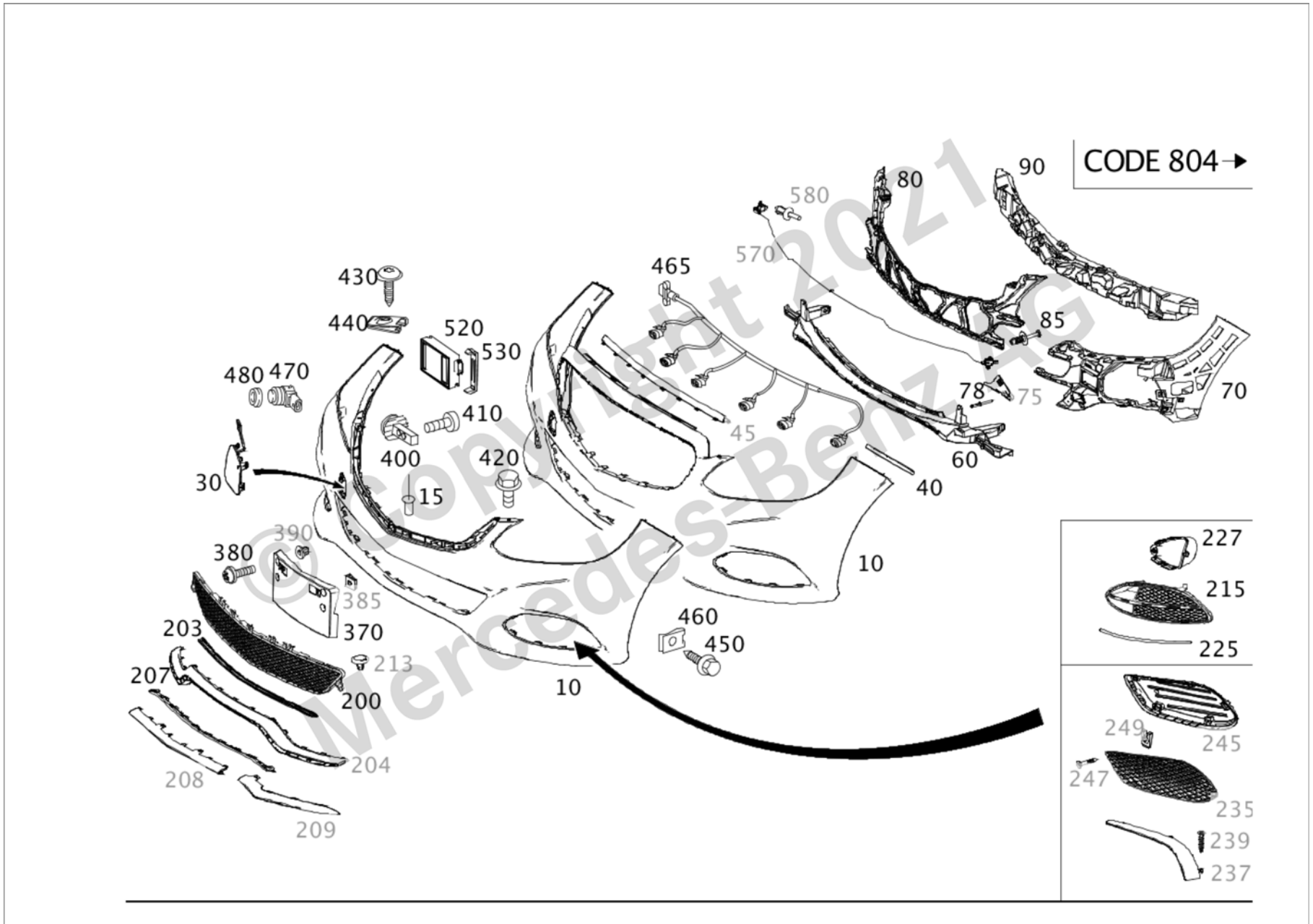


Parts Information













## - Parts list -

<b>Vehicle</b>	WDDHH3EB4FB106039 (D24)	E 200	
<b>Color</b>	040 - SCHWARZ - UNILACK	<b>Equipment</b>	111 - KUNSTLEDER - SCHWARZ / ANTHRAZIT
FIN: WDD2122341B106039		<b>Assortment class</b>	PC
<b>Group</b>	88 ATTACHMENT PARTS	<b>Sub-group</b>	030 FRONT BUMPER












Parts Information

Image ID: drawing\_B88030000328

Item	Part number	Designation/additional information	Qty
10	A 212 880 25 47 9999 	TRIM, BUMPER FRONT BUMPER  [420] TO BE PAINTED PRIOR TO INSTALLATION  Code: (953/955)+235+-(772/773/800/801/802/803);  Fault location 88109	1
15	A 003 990 94 97	BLIND RIVET PANELING AT BASIC CARRIER  Code: -(800/801/802/803);	6
30	A 212 885 05 26 9040 	CAP TOWING EYE  Code: -(800/801/802/803/M157);  Fault location 88113	1
40	A 212 881 01 06	RAIL LEFT  Code: -(800/801/802/803);	1
40	A 212 881 02 06	RAIL RIGHT  Code: -(800/801/802/803);	1
60	A 212 885 40 65	BASIC CARRIER FOR BUMPER BOTTOM, CENTER  Code: -(800/801/802/803/M157);  Fault location 88400	1








Parts Information

Item	Part number	Designation/additional information	Qty
70	A 212 885 37 65	BASIC CARRIER FOR BUMPER LEFT BOTTOM  Code: -(800/801/802/803/M157);	1
70	A 212 885 38 65	BASIC CARRIER FOR BUMPER RIGHT BOTTOM  Code: -(800/801/802/803/M157);	1
78	A 003 990 94 97	BLIND RIVET FASTENING, BASIC CARRIER, LEFT AND RIGHT  Code: -(772/773/800/801/802/803);	2
80	A 212 885 39 65	BASIC CARRIER FOR BUMPER CENTRAL  Code: (953/955)+-(772/773/800/801/802/803);	1
85	A 000 990 54 92 9051 	RIVET BOTTOM BASIC CARRIER; 6 MM  Code: -(800/801/802/803);	2
90	A 212 880 01 35	IMPACT ABSORBER CENTRAL  Code: -(772/773/800/801/802/803);	1
200	A 212 885 05 22	COVER, BUMPER AREA BOTTOM, CENTER  Code: (953/(954/(953/955)+P96)+4U4)+-(772/773/800/801/802/803);  Fault location 88129	1















Parts Information

Item	Part number	Designation/additional information	Qty
203	A 212 885 23 22	COVER, BUMPER AREA UNDER CENTER AIR INLET GRILL ☒ Code: 953+-(800/801/802/803);	1
207	A 212 885 23 74	TRIM UNDER AIR INLET GRILLE AT FRONT CENTER ☒ Code: 953+-(772/773/P55/800/801/802/803);	1
215	A 212 885 19 22	COVER, BUMPER AREA BOTTOM LEFT ☒ Code: (953/(954/(953/955)+P96)+4U4)+-(772/773/800/801/802/803);	1
215	A 212 885 20 22	COVER, BUMPER AREA BOTTOM, RIGHT ☒ Code: (953/(954/(953/955)+P96)+4U4)+-(772/773/800/801/802/803);	1
225	A 212 885 27 21	TRIM STRIP ON LEFT COVERING ☒ Code: 953+-(772/773/(P55+P96)/800/801/802/803);	1
225	A 212 885 28 21	TRIM STRIP ON RIGHT COVERING ☒ Code: 953+-(772/773/(P55+P96)/800/801/802/803);	1
227	A 212 885 27 22	COVER, BUMPER AREA GRILLE LEFT ☒ Code: -(772/773/800/801/802/803);	1
227	A 212 885 28 22	COVER, BUMPER AREA GRILLE RIGHT ☒ Code: -(772/773/800/801/802/803);	1







Parts Information

Item	Part number	Designation/additional information	Qty
370	A 212 885 11 81	LICENSE PLATE HOLDER  Code: -(263/264/800/801/802/803);  Fault location 88160	1
380	A 001 990 42 36	FILL.HD.SCR. W DECOUPLER LICENSE PLATE TO MOULDING; 5X12  Code: -(772/773);	2
380	A 163 990 03 36	MUSHROOM HEAD BOLT LICENSE PLATE TO MOULDING; 5X25  Code: -(263/264/625/772/773/823/831);	2
380	A 163 990 03 36	MUSHROOM HEAD BOLT LICENSE PLATE MOULDING MOUNTING; 5X25  Code: -(263/264/772/773/800/801/802/803);	2
400	A 218 880 04 30 	BUMPER LATERAL SUPPORT TO BRACKET, LAMP UNIT	2
410	N 000000 001145 	* HEXALOBULAR BOLT BUMPER TO CARRIER AT OUTSIDE; M6X12	2
420	A 002 990 76 00	COMBI-HEXAGON HEAD BOLT BUMPER TO FRONT MODULE; M6X24	2
430	N 000000 000825	TAPPING SCREW BUMPER ON FENDER; 6.3X16	4
440	A 003 994 93 45	SPRING NUT BUMPER ON FENDER; 6.3 MM	4
450	N 000000 001454	TAPPING SCREW BUMPER TO BRACKETENGINE COMPARTMENT PANELING; 4.8X19	2

Parts Information

Item	Part number	Designation/additional information	Qty
460	A 000 994 06 45	CLIP NUT BUMPER TO BRACKETENGINE COMPARTMENT PANELING	2
465	A 212 540 27 00	ELECTRICAL WIRING HARNESS  Code: 235+258+-(800/801/802/803);	1
470	A 000 905 93 00 9999 	DISTANCE SENSOR FRONT  [420] TO BE PAINTED PRIOR TO INSTALLATION  Code: (220/235)+(804/805);  Fault location 54A10	4
470	A 000 905 12 02 9999  	DISTANCE SENSOR OUTSIDE LEFT AND RIGHT  [420] TO BE PAINTED PRIOR TO INSTALLATION  Code: (220/235)+(804/805);  Fault location 54A10  Replaced by: A 000 905 56 04	2
470	A 000 905 56 04 9999 	DISTANCE SENSOR OUTSIDE LEFT AND RIGHT  [420] TO BE PAINTED PRIOR TO INSTALLATION  Code: (804/805/806/807)+(220/235);  Fault location 54A10  Replaces: A 000 905 12 02	2

Parts Information

Item	Part number	Designation/additional information	Qty
480	A 000 542 12 51	DECOUPLING RING FOR SENSOR  Code: (220/235)+-(800/801/802/803);	6
520	A 000 905 28 04	RADAR SENSOR RADAR SENSOR FOR DISTRONIC 6-PIN  [672] PART MUST BE CHECKED FOR CURRENT FLASHWARE AFTER INSTALLATION  Code: (805/806/807)+258;  Fault location 54W10	1
530	A 212 885 03 14	BRACKET RADAR SENSOR AT RIGHT  Code: 258+-(800/801/802/803);	1
540	Q 0000000001	IMPORTANT INFORMATION IF PART CANNOT BE DETERMINED HERE, SEE GROUP/TECHNICAL SCOPE: 82/287  Fault location 82E0C	1