


MODEL 212
as of model year 2014

Shown with code (955) ELEGANCE

- 1 Front bumper/radiator grille
- 3 Engine hood
- 4 Lip
- 8 Headlamp unit



P88.20-4014-10








P88.20-4015-09

Shown with code (955) ELEGANCE

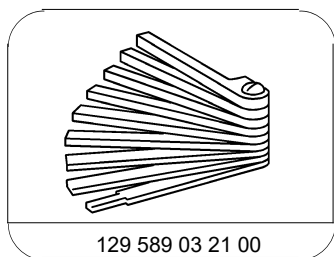
- 5 Screw
- 6 Screw
- 7 Adjustment screw
- 9 Screw

☐	Check		
1	Check gap dimensions	<p>i Vehicles with code (955) ELEGANCE and code (953) CLASSIC have a separate radiator grille. Vehicles with code (954) AVANTGARDE and code (772) AMG Styling have radiator grille integrated into the bumper.</p> <p>i Perform adjustment work in the same way on all variants.</p> <p>Gap dimension</p> <p>☑ Feeler gauge</p>	<p>AR60.00-P-0700-01EW</p> <p>*BE60.00-P-1006-01U</p> <p>*129589032100</p>
	Adjusting gap dimension on bumper/radiator grille to engine hood		
2	Open engine hood (3)		
3	Remove screw/bolts (9)		
4	Pull front bumper/radiator grille (1) toward front		

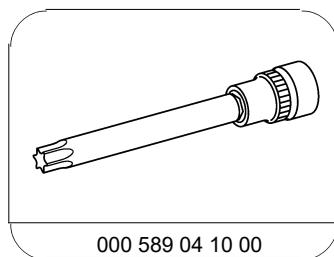
5	Close engine hood (3)		
6	Push front bumper/radiator grille (1) to engine hood (3) until sealing lip (4) makes contact with engine hood	 Ensure that sealing lip (4) is located between front bumper/radiator grille (1) and engine hood (3). Sealing lip (4) corresponds to gap dimension.	
7	Open engine hood (3)		
8	Tighten screw/bolt (9)		
9	Close engine hood (3)	 Ensure that the sealing lip (4) is located below the engine hood (3).	
Adjusting bumper/radiator grille in Z			
10	Open engine hood (3)		
11	Remove screw/bolts (9)		
12	Adjust front bumper/radiator grille (1) to determined dimension on adjustment screws (5)	 Screwdriver insert  Feeler gauge	*000589041000 *129589032100
13	Screw in bolts (9) and tighten		
14	Close engine hood (3)		
Adjusting bumper/radiator grille and lamp units in Z			
15	Open engine hood (3)		
16	Loosen screw/bolts (6)		
17	Adjust front bumper/radiator grille (1) and lamp units to determined dimension on adjustment screws (7)	Gap dimension  Feeler gauge	*BE60.00-P-1006-01U *129589032100
18	Fully tighten bolts (6)		
19	Close engine hood (3)		

Check values for gap dimensions

Number	Designation				MODEL 212.0/1	MODEL 212.2
BE60.00-P-1006-01U	Gap dimension	Engine hood to headlamp	Dimension "B1"	mm	3,5 (±1)	3,5 (±1)
		Engine hood to radiator grille/bumper	Dimension "C1"	mm	3,5 (±1)	3,5 (±1)
		Offset: Engine hood to radiator grille/bumper	Dimension "C2"	mm	1 (-0,5/+1)	1 (-0,5/+1)
		Bumper to headlamp, outside	Dimension "F1"	mm	2,5 (±1,5)	2,5 (±1,5)
		Bumper to headlamp, bottom/inside	Dimension "F2"	mm	2 (-1/+1,5)	2 (-1/+1,5)
		Picture				AR60.00-P-0700-01E W



Feeler gauge



Screwdriver insert