

- Parts list -

Vehicle	WDDHF5GB0AA080956 (D02)	E 350	
Color	775 - IRIDIUM-SILBER - METALLICLACK	Equipment	201 - LEDER - SCHWARZ / ANTHRAZIT
FIN: WDD2120561A080956		Assortment class	PC
Group	47 Fuel system	Sub-group	015 Fuel tank with detachable parts

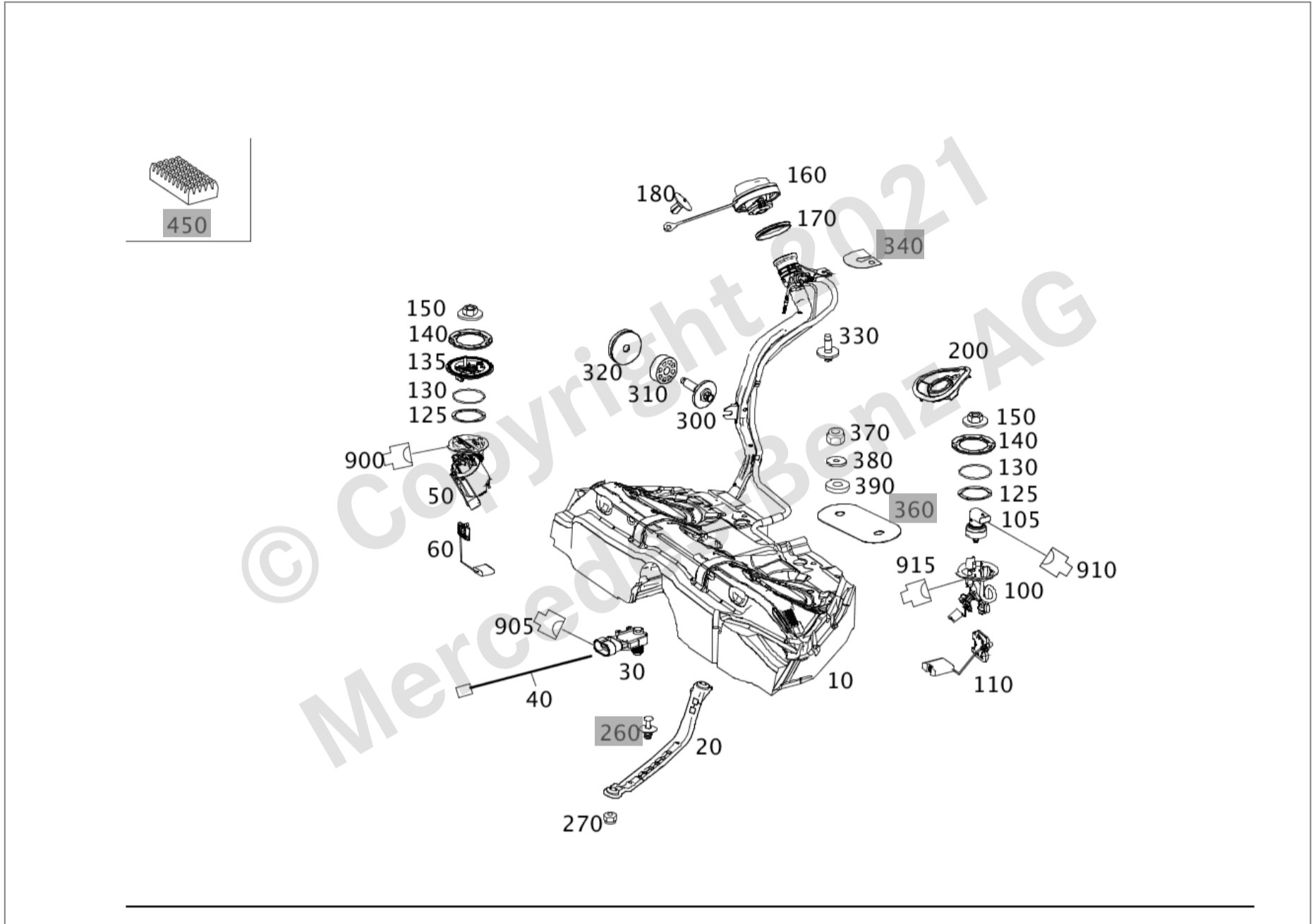








































Image ID: drawing_B47015000257

Item	Part number	Designation/additional information	Qty
10	A 212 470 18 01	FUEL TANK WITH ATTACHMENT PARTS 📖 [002270] OBSERVE WORK INSTRUCTIONS IN WIS 🏠 Code: M272+M35+917+494; Replaced by: A 212 470 37 02 +1 A 221 470 60 94 FUEL PUMP	1
10	A 212 470 37 02	FUEL TANK WITH ATTACHMENT PARTS 📖 [002270] OBSERVE WORK INSTRUCTIONS IN WIS 🏠 Code: M272+M35+494+917; Replaces: A 212 470 18 01 +1 A 221 470 60 94 FUEL PUMP	1
20	A 212 470 04 40	* TENSIONING STRAP TANK TO BODY SHELL 🏠 Code: (M272+M35/M276)+917+494/ME04+M276+460;	2
30	A 163 542 28 18	* PRESSURE SENSOR 📖 [002270] OBSERVE WORK INSTRUCTIONS IN WIS 🏠 Code: M272+M35+917;	1

Parts Information

Item	Part number	Designation/additional information	Qty
40	A 212 540 79 10 	* WIRING HARNESS TANK PRESSURE SENSOR ADAPTER LINE  Code: (494+917)+-M274;	1
50	A 221 470 60 94 	* FUEL PUMP IN RIGHT TANK  [002270] OBSERVE WORK INSTRUCTIONS IN WIS  Code: (M272+M35)+917;	1
60	A 204 540 10 17 	* FILL LEVEL SENSOR  [002270] OBSERVE WORK INSTRUCTIONS IN WIS  Code: M272+M35+917;	1
100	A 221 470 17 90  	* FUEL FILTER UNIT IN LEFT TANK  [002270] OBSERVE WORK INSTRUCTIONS IN WIS  Code: M272+M35+917;	1
105	A 000 905 11 00 	** PRESSURE SENSOR FUEL PUMP  [002270] OBSERVE WORK INSTRUCTIONS IN WIS  Code: M276+494+917/M272+M35+917;	1
110	A 204 540 10 17 	* FILL LEVEL SENSOR  [002270] OBSERVE WORK INSTRUCTIONS IN WIS  Code: (M272+M35/M276)+917/M276+ME04+460;	1
125	A 211 471 01 10 	* RING  [002270] OBSERVE WORK INSTRUCTIONS IN WIS  Code: (M272+M35/M276)+917/M276+ME04+460;	2
130	A 211 471 01 79 	* SEALING RING PUMP TO RESERVOIR  [002270] OBSERVE WORK INSTRUCTIONS IN WIS  Code: (M272+M35/M276)+917/M276+ME04+460;	2
135	A 204 470 04 38 	* CAP  [002270] OBSERVE WORK INSTRUCTIONS IN WIS  Code: M272+M35+917;	1
140	A 171 471 01 10 	* LOCKING RING PUMP TO RESERVOIR  [002270] OBSERVE WORK INSTRUCTIONS IN WIS  Code: (M272+M35/M276)+917/M276+ME04+460;	2
150	A 001 990 65 50 	* NUT-AND-WASHER ASSEMBLY LOCKING RING AT CONTAINER; M6  [002270] OBSERVE WORK INSTRUCTIONS IN WIS  Code: (M272+M35/M276)+917/M276+ME04+460;	12
160	A 230 470 04 05  	TANK FILLER CAP  [409] TO BE ADAPTED DURING ASSEMBLY  Code: (M272+M35/M276/M278)+494+917;	1
170	A 168 471 06 79 	* SEALING RING FILLER CAP TO FILLER NECK  Code: (M272+M35/M276/M278)+494+917;	1
180	A 001 990 23 92	EXPANSION RIVET TANK LOCK FASTENING; 5.2 MM	1
200	A 000 998 22 01	FEED-THROUGH GROMMET SEAL FILLER NECK  Code: -M021;	1
270	A 004 990 33 50	NUT-AND-WASHER ASSEMBLY TANK TO BODYSHELL; M8	4

Parts Information

Item	Part number	Designation/additional information	Qty
300	A 000 990 94 03	COMBI-SCREW FILLER NECK TO BODY, BOTTOM; M8X42,5 ☒ Code: (M272+M35/M276)+917;	1
310	A 003 990 15 82	WINDOW FILLER NECK TO BODY, BOTTOM ☒ Code: (M272+M35/M276)+917;	1
320	A 000 992 23 03	BUSHING FILLER NECK TO BODY, BOTTOM ☒ Code: (M272+M35/M276)+917;	1
330	A 000 990 96 03	COMBI-SCREW FILLER NECK TO BODY, TOP; M8X35 ☒ Code: (M272+M35/M276)+917;	1
370	N 910113 008000	HEXAGON NUT TANK TO BODYSHELL; M8 ☒ Code: (M272+M35/M276)+917;	2
380	A 460 990 19 40	WINDOW TANK TO BODYSHELL ☒ Code: (M272+M35/M276)+917;	2
390	A 000 998 15 46	DAMPING DISK TANK TO BODYSHELL ☒ Code: (M272+M35/M276)+917/M276+ME04+460;	2
900	A 171 545 01 28	PLUG PLUG CONNECTION FOR FUEL PUMP WIRING HARNESS X36/2; 7-PIN SLK2.8, MLK1.2	1
905	A 210 540 21 81	COUPLING, MECHANICAL CONNECTOR, TANK (PRESSURE SENSOR) X25/4; 3-PIN MQS	1
910	A 211 545 17 28	COUPLING, MECHANICAL FUEL PRESSURE SENSOR B4/7; 3-PIN MLK1.2	1
915	A 211 545 27 28	COUPLING HOUSING PLUG CONNECTION FOR FUEL PUMP WIRING HARNESS X36/3; 3-PIN MLK1.2	1