

- Parts list -

Vehicle	WDD2120471A433653 (D02)	E 250 CGI / E 250	
Color	650 - CALCITWEISS - UNILACK	Equipment	701 - LEDERKOMBINATION - SCHWARZ / ANTHRAZIT
Assortment class	PC	Group	05 ENGINE TIMING
Sub-group	045 CHAIN DRIVE		

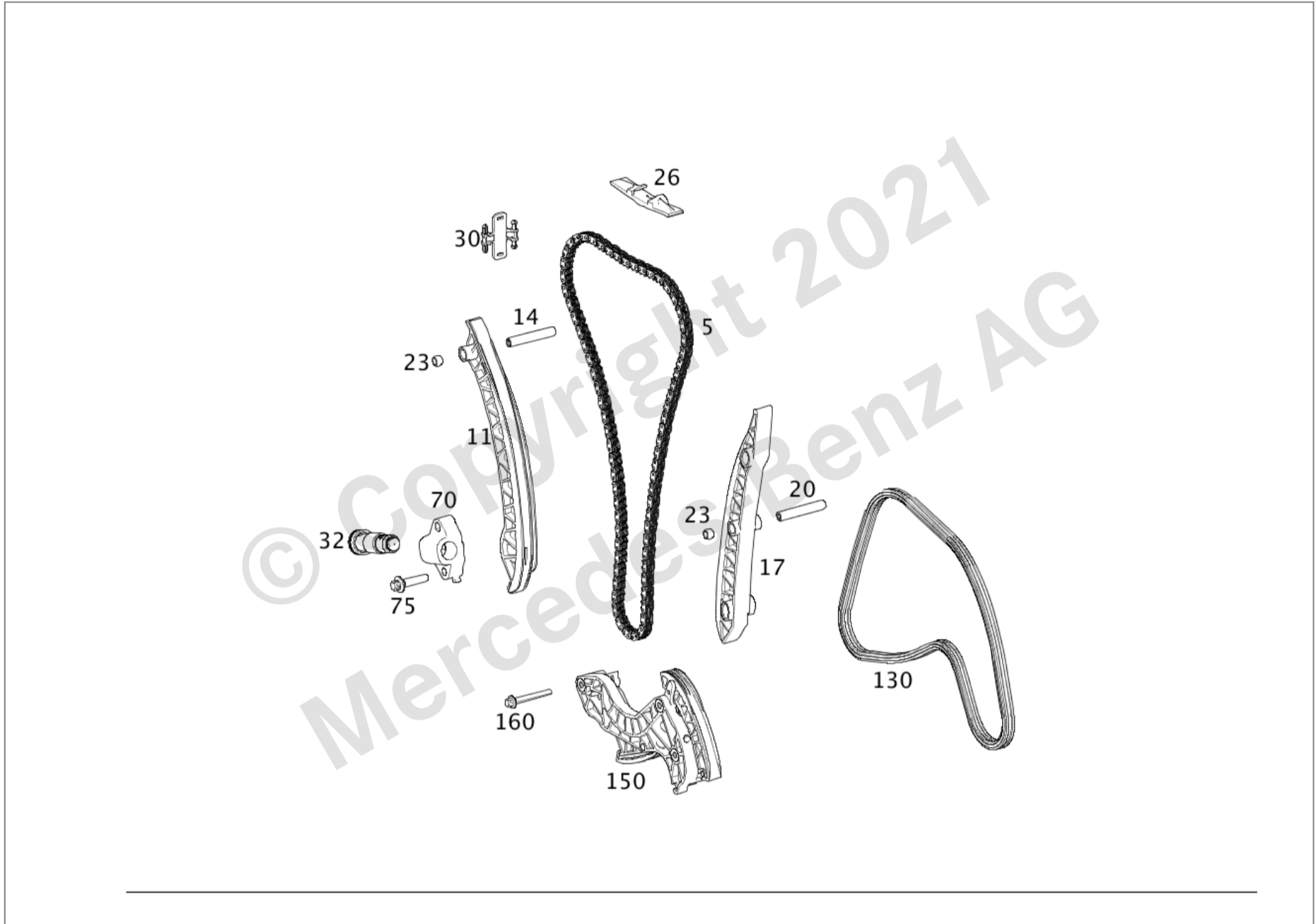




Image ID: drawing_B05045000019

Item	Part number	Designation/additional information	Qty
5	A 000 993 10 78	SLEEVE TOOTH CHAIN With lock	1
11	A 271 050 01 16	CHAIN TENSIONING RAIL	1
14	N 000000 002102	CYLINDER PIN Tensioning rail to cylinder head	1
17	A 271 052 15 16	SLIDE RAIL To cylinder head	1
20	N 000000 002102	CYLINDER PIN Slide rail to cylinder head	1
23	A 000 997 64 20	CAP	2
26	A 271 052 16 16	SLIDE RAIL To camshaft bearing housing	1
30	A 271 052 14 16	CHAIN SLIDING RAIL Skip protection	2
32	A 271 050 09 11	CHAIN TENSIONER Scope of supply	1
70	A 271 052 06 40	BRACKET Chain tensioner to cylinder crankcase	1

Parts Information

Item	Part number	Designation/additional information	Qty
75	N 910105 008014	HEXAGON HEAD BOLT Chain tensioner to cylinder crankcase; M8X35	2
130	A 000 993 20 76 	ROLLER CHAIN Balance shaft housing, with lock	1
150	A 271 030 09 63 	CHAIN TENSIONER Balance shaft housing	1
160	N 910143 006013	HEXALOBULAR BOLT Chain tensioner to timing case; M6X50	3