



- 1 Crankcase ventilation hose
- 2 Centrifuge cover
- 2a Screw
- 2b Gasket
- 2c Radial shaft seal
- 2d Dowel pins
- 3 Centrifuge
- 3a Screw



P01.20-2131-06

**Model 219.357**

- 4 Bracket
- 4a Low temperature circuit coolant line




P01.20-2205-01

**Modification notes**

25.7.05	Bolt, centrifuge cover to cylinder head cover	Engine 272	*BA01.20-P-1001-01L
---------	---	------------	---------------------

Icons	Remove/install		
⚠	Notes on self-locking nuts and bolts		AH00.00-N-0001-01A
1	Remove air filter housing		AR09.10-P-1150TS
2	Detach hose (1) for crankcase ventilation system at centrifuge cover (2)		
3	Remove bracket (4) from low temperature circuit coolant line (4a)	Model 219.357	
4	Remove bolts (2a, 4 pcs) on centrifuge cover (2)	Nm	*BA01.20-P-1001-01L
5	Remove the centrifuge cover (2)	<p><b>i</b> Intercept engine oil that flows out with an absorbent rag.</p> <p><b>⚠ Installation:</b> Check seal (2b) and radial shaft sealing ring (2c) for wear and damage and replace centrifuge cover (2) if necessary. The fitted pins (2d) determine the installation position of the centrifuge cover (2).</p>	
6	Remove bolt (3a) and remove the centrifuge (3)	<p><b>i</b> Observe loosening direction of bolt (3a) (left-hand thread).</p> <p>Nm</p>	*BA01.20-P-1002-01L
7	Install in the reverse order		
◀	<b>Checking</b>		

 <b>Danger!</b>	<b>Risk of accident</b> caused by vehicle starting off by itself when engine is running. <b>Risk of injury</b> caused by contusions and burns during starting procedure or when working near the engine as it is running Conduct engine test run and check engine for leaks	Secure vehicle to prevent it from moving by itself. Wear closed and snug-fitting work clothes. Do not touch hot or rotating parts.	AS00.00-Z-0005-01A
8			
9	Check engine oil level, correct if necessary.		

 **Crankcase ventilation, cylinder head cover**

Number	Designation		Engine 272	Engine 273
BA01.20-P-1001-01L	Bolt, centrifuge cover to cylinder head/cylinder head cover	Stage 1    Nm	6	6
		Stage 2    4°	90	90
BA01.20-P-1002-01L	Bolt, centrifuge to camshaft sprocket	Stage 1    Nm	6	6
		Stage 2    4°	90	90