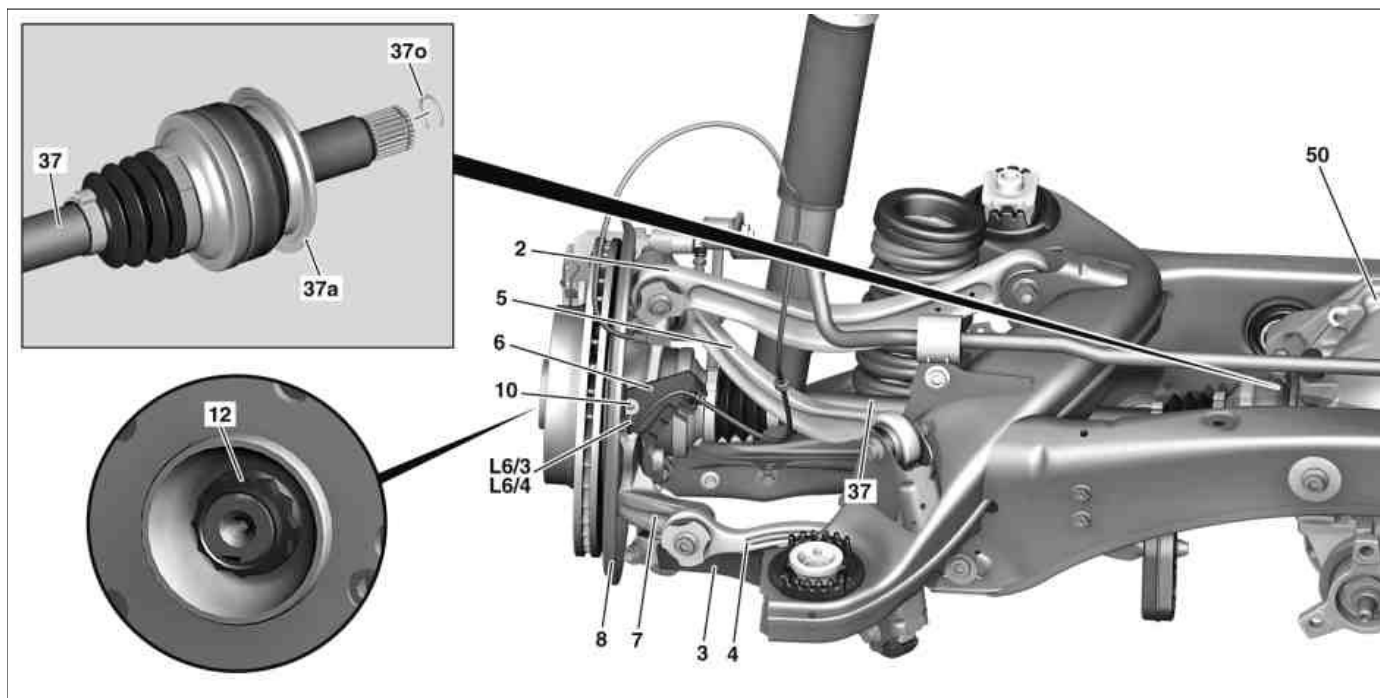


Model 212, 218
 Model 222 with engine 276.8
 Model 231 with engine 157, 276, 278




P35.30-2123-09

Shown on model 212.002


7	Wheel carrier	37	Rear axle shaft	37o	Retaining ring
12	Collar nut	37a	Protective ring	50	Rear axle gear

	Notes on self-locking nuts and bolts		AH00.00-N-0001-01A
	Notes on repair work on suspension components		AH00.00-P-0100-01A
	Remove/install		
1	Secure vehicle on vehicle lift	Model 222 with engine 276.8 Model 212, 218 Model 231 with engine 157, 276, 278	AR00.60-P-0100CW AR00.60-P-0100EWS AR00.60-P-0100TX
2	Detach rear complete wheel	Model 222 with engine 276.8 Model 212, 218 Model 231 with engine 157, 276, 278	AP40.10-P-4050HA AP40.10-P-4050EW
3	Unscrew collar nut (12) of rear axle shaft (37)	Installation: Replace the collar nut (12) and secure. Model 222 with engine 276.8 Collar nut from rear axle shaft to rear axle shaft flange Model 212, 218 Model 231 with engine 157, 276, 278 Collar nut, rear axle shaft to rear axle shaft flange	AR35.30-P-0115-01TX *BA35.30-P-1001-01L *BA35.30-P-1001-01J
4	Remove wheel carrier (7)	Model 212, 218 Model 222 with engine 276.8 Model 231 with engine 157, 276, 278	AR35.20-P-0115EW AR35.20-P-0115LF AR35.20-P-0115RK
5	Pry rear axle shaft (37) out of rear axle differential (50)	Do not fasten assembly lever to the protective ring (37a). Support the assembly lever on the rear axle differential (50) using a socket wrench.	
6	Remove rear-axle shaft (37)	Installation: Replace locking ring (37o) on inner spline profile.	


	Check		
7	Check constant velocity joints and axle boots for damage	If constant velocity joint is damaged ↓ Replace rear axle shaft (37) If axle boot is damaged ↓ Replace axle boot Model 212, 218 Model 231 with engine 157, 276, 278 Model 222 with engine 276.8	AR35.30-P-0661P AR35.30-P-0662LF
8	Check side radial shaft sealing ring in rear axle differential (50) for damage and leakage	If damaged or leaking ↓ Replace side radial shaft sealing ring Model 212 with code 700 (Technology Local Content China) Model 212 except code 700 (Technology Local Content China) Model 218 Model 231 with engine 157, 276, 278 Model 222 with engine 276.8	AR35.31-P-0545CWC AR35.31-P-0545EW AR35.31-P-0545LF
9	Install in the reverse order		
10	Check oil level in rear axle differential (50) and correct, if necessary	Model 222 with engine 276.8 Model 212 with code 700 (Technology Local Content China) Model 212 except code 700 (Technology Local Content China) Model 218 Model 231 with engine 157, 276, 278 [🔧] Model 222 with engine 276.8 Filling capacity [🔧] Model 212 (except 212.074/075/076/077/092/274/275/276/277/292) with code 700 (Technology Local Content China) Filling capacity [🔧] Model 212 (except 212.074/075/076/077/092/274/275/276/277/292) except code 700 (Technology Local Content China) Model 218 (except 218.374/974) Model 218.374/974 Model 231 (except 231.474) with engine 276.8, 278 Model 231.474 with engine 157 with code 471 (Manual locking differential) with code P30 (AMG Performance Package) Filling capacity Loctite 272 sealing adhesive [Nm] Model 222 with engine 276.8 Filling screw on rear axle differential [Nm] Model 212.1 with code 700 (Technology Local Content China) Model 212 except code 700 (Technology Local Content China) Model 218 Model 231 with engine 157, 276, 278 Oil filler screw of rear axle differential Sealant, Omnifit 100H (50 g) Loctite 7063 cleaning spray (150 ml)	AR35.31-P-0520-03LF AR35.31-P-0520-03CWC AR35.31-P-0520-03SX *BF35.31-P-1001-01N *BF35.31-P-1002-01T *BF35.31-P-1001-01T *BR00.45-Z-1102-02A *BA35.31-P-1004-02I *BA35.31-P-1002-02H *BR00.45-Z-1061-01A *BR00.45-Z-1046-04A
11	Perform wheel alignment check	Model 222 with engine 276.8 Model 212, 218 Model 231 with engine 157, 276, 278	AR40.20-P-0200LF AR40.20-P-0200EW AR40.20-P-0200R

 Rear axle shaft

Number	Designation		Model 212	Model 218		
BA35.30-P-1001-01J	Collar nut, rear axle shaft self-locking to rear axle shaft flange	Nm	350	350		
		not self-locking	Stage 1	Nm	170	–
			Stage 2	∠°	45	–

 Rear axle shaft


Number	Designation		Model 231		
BA35.30-P-1001-01J	Collar nut, rear axle shaft self-locking to rear axle shaft flange	Nm	350		
		not self-locking	Stage 1	Nm	–
			Stage 2	∠°	–

 Rear axle shaft

Number	Designation		MODEL 222 with CODE Z07	MODEL 222 except CODEZ07
BA35.30-P-1001-01L	Collar nut from rear axle shaft to rear axle shaft M26x1.5 flange	Nm	–	350
		M29x1,5	nm	390

 Rear axle differential housing


Number	Designation		MODEL 204, 212.1 with CODE 700	MODEL 212.0/2, MODEL 212.1 except CODE 700
BA35.31-P-1002-02H	Oil filler screw of rear axle differential	Nm	60	50

 Rear axle differential housing


Number	Designation		Model 218	Model 231
BA35.31-P-1002-02H	Oil filler screw of rear axle differential	Nm	50	50

 Rear axle differential housing


Number	Designation		Model 222
BA35.31-P-1004-02I	Filling screw on rear axle differential	Nm	50

 Rear axle gear


Number	Designation		Model 222
BF35.31-P-1001-01N	Filling capacity	Rear axle differential 200FE, Ø 200 mm	Liter 1,1
		Rear axle differential 215FE, Ø 215 mm	Liter 1,2
		Rear axle differential 240FE, Ø 240 mm	Liter 1,6
		Sheet	BB00.40-P-0235-07 A

 Rear axle gear


Number	Designation		Model 212 (except 212.074/075/076/077/092/274/275/276/277/292) except code 700 (Technology Local Content China)	Model 212.074/075/076/077/092/274/275/276/277/292	
BF35.31-P-1001-01T	Filling capacity	Rear axle differential	Liter	0,85	-
		187 FE, Ø 187 mm			
		Sheet		BB00.40-P-0235-07A	-
		Rear axle differential	Liter	1,0	-
		200 FE, Ø 200 mm			
BF35.31-P-1001-01T	Filling capacity	Rear axle differential	Liter	1,1	1,2
		215 FE, Ø 215 mm			
		Sheet		BB00.40-P-0235-07A	BB00.40-P-0235-61 A
		Rear axle differential	Liter	1,2	-
		215 FE, Ø 215 mm			

 Rear axle gear

Number	Designation		MODEL 218 except AMG	MODEL 218 AMG	
BF35.31-P-1001-01T	Filling capacity	Rear axle differential	Liter	-	-
		187 FE, Ø 187 mm			
		Sheet		-	-
		Rear axle differential	Liter	1,1	-
		200 FE, Ø 200 mm			
BF35.31-P-1001-01T	Filling capacity	Rear axle differential	Liter	1,2	1,2
		215 FE, Ø 215 mm			
		Sheet		BB00.40-P-0235-07A	BB00.40-P-0235-61 A
		Rear axle differential	Liter	1,2	-
		215 FE, Ø 215 mm			

 Rear axle gear

Number	Designation		MODEL 231 except AMG	MODEL 231 AMG	
BF35.31-P-1001-01T	Filling capacity	Rear axle differential	Liter	-	-
		187 FE, Ø 187 mm			
		Sheet		-	-
		Rear axle differential	Liter	1,1	-
		200 FE, Ø 200 mm			
BF35.31-P-1001-01T	Filling capacity	Rear axle differential	Liter	1,2	1,2
		215 FE, Ø 215 mm			
		Sheet		BB00.40-P-0235-07A	BB00.40-P-0235-61 A
		Rear axle differential	Liter	1,2	-
		215 FE, Ø 215 mm			

 Rear axle gear

Number	Designation		Model 212 (except 212.074/075/076/077/092/274/275/276/277/292) with code 700 (Technology Local Content China)
BF35.31-P-1002-01T	Filling capacity	Rear axle differential	Liter
		200 C, Ø 200 mm	1,0
		Sheet	BB00.40-P-0235-07 A

Repair materials

Number	Designation	Order number
BR00.45-Z-1046-04A	Loctite 7063 cleaning spray (150 ml)	A 001 986 71 71 10
BR00.45-Z-1061-01A	Sealant, Omnifit 100H (50 g)	A 002 989 23 71
BR00.45-Z-1102-02A	Loctite 272 sealing adhesive	Henkel Loctite www.loctite.com