

MODEL 212

with CODE 275 (Electrically adjustable front seats memory package)
 with CODE 401 (Front deluxe seats, incl. seat heating and seat ventilation)
 with CODE 409 (Left/right front multicontour seat)
 with CODE 432 (Left and right dynamic multicontour seat)

MODEL 204.0 (except 204.077), 204.2 (except 204.277)

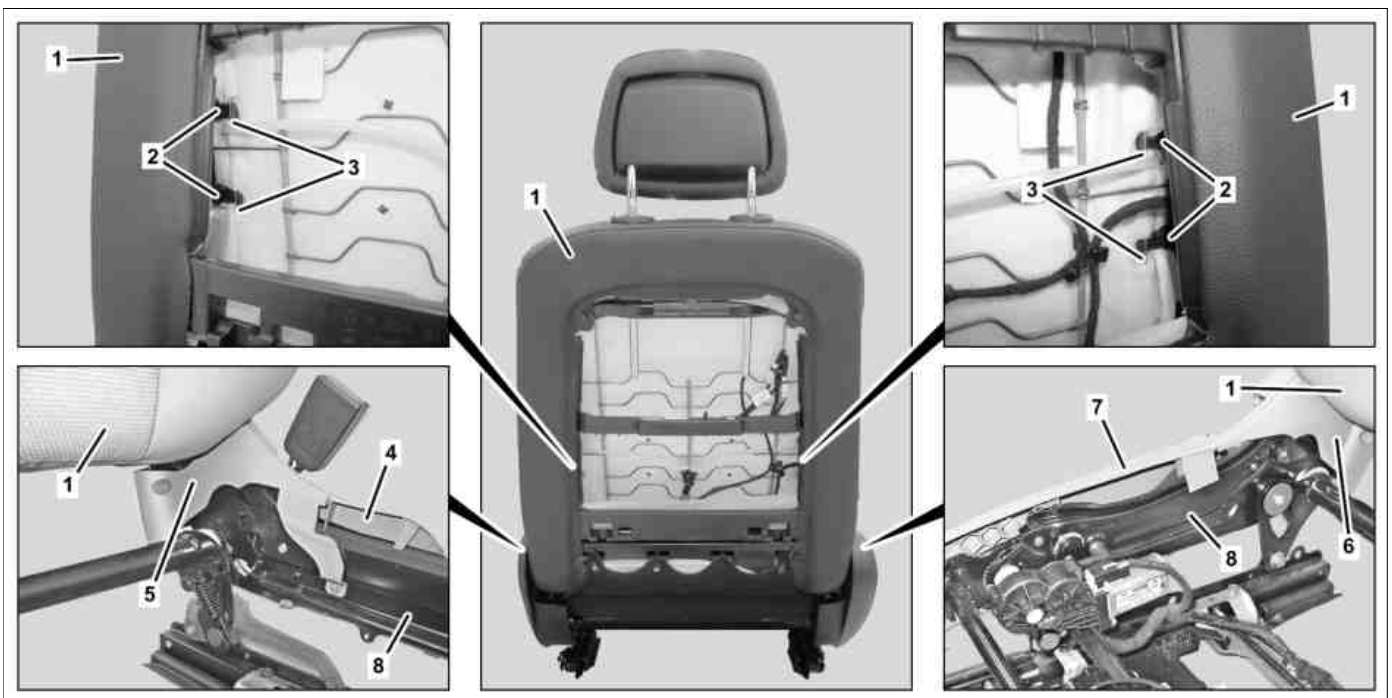
with CODE 401 (Front deluxe seats, incl. seat heating and seat ventilation)
 with CODE 409 (Left/right front multicontour seat)

MODEL 204.9

with CODE 242 (Electrically adjustable front passenger seat with memory)
 with CODE 275 (Memory package (driver seat, steering column, mirrors))
 with CODE 401 (Front deluxe seats, incl. seat heating and seat ventilation)

MODEL 218

with CODE 275 (Electrically adjustable front seats memory package)
 with CODE 401 (Front deluxe seats, incl. seat heating and seat ventilation)
 with CODE 409 (Left/right front multicontour seat)
 with CODE 432 (Active multicontour seat)




P91.18-2257-09

Shown on model 204.0/2 with code (409) Left/right front multicontour seats, right front seat

- | | | |
|--|---------|-----------------------------|
| 1 Cover | 4 Cover | 7 Cover |
| 2 Hook (model 204.0/2, 212, 218 with code (409) Left/right front multicontour seats) | 5 Cover | 8 Seat adjustment mechanism |
| 3 Wire hoop | 6 Cover | |

Shown on model 204.0, right front seat with code (873) Seat heater for left and right front seats and with code (409) Left/right front multicontour seats

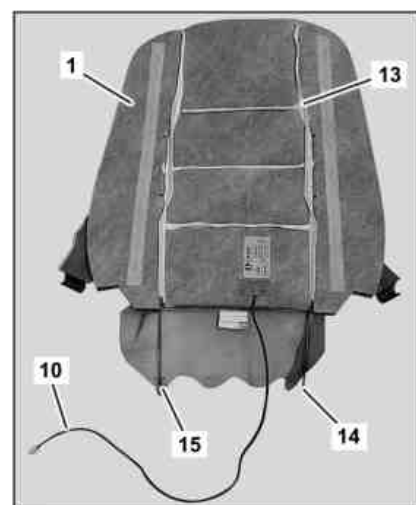
- 8 Seat adjustment mechanism
- 9 Clips
- 10 Electrical wiring harness for seat heater (with code (873) Seat heater for left and right front seats)
- 11 Pneumatic wiring harness (model 204.0/2, 212, 218 with code (409) Left/right front multicontour seats)




P91.18-2258-11

Shown on model 204.0 with code (873) Left and right front seat heater

- 1 Cover
- 10 Electrical wiring harness for seat heater (with code (873) Seat heater for left and right front seats)
- 12 Padding
- 13 Staple wire
- 14 Staple wire
- 15 Staple wire



P91.18-2256-05

	Remove/install		
1	Remove left or right front seat	Model 204.0/2	AR91.10-P-1000CW
2	Remove rear display	Model 204.9 with code (864) Rear entertainment system Model 212 with code (864) Rear entertainment system	AR82.60-P-7720CY AR82.60-P-7720SXS
3	Remove seat cushion	Model 204/0/2/9 with code (873) Left and right front seat heater, model 204.0/2/9 with code (409) Left/right front multicontour seats	AR91.10-P-3310CW
4	Remove left and right head restraint guides		AR91.16-P-0050CW
5	Remove sidebag unit		AR91.60-P-0695CW
6	Unhook left and right wire hoops (3) from padding (12) at hook (2)	MODEL 204.0/2, 212, 218 with CODE (409) Left/right front multicontour seats	
7	Remove paneling (4, 5, 6, 7) from seat adjustment mechanism (8)	Model 204.0/2 i On model 204.0/2 with code (409) Left/right front multicontour seats, note routing and attachment of pneumatic wiring harness (11) behind paneling (5).	
8	Unclip clamps (9) from seat adjustment mechanism (8) and guide seat heater electrical wiring harness (10) through backrest frame	MODEL 212, 218 with CODE 401 (Front comfort seats, incl. seat heating and seat ventilation) On vehicles with code (873) Seat heater for right and left front seats. i Installation: Note routing and attachment of seat heater electrical wiring harness (10).	

9	Expose seat ventilation electrical wiring harness (10) on backrest frame and disconnect	MODEL 212, 218 with CODE 401 (Front comfort seats, incl. seat heating and seat ventilation)	
10	Unhook cover (1) from backrest frame		
11	Slip cover (1) over padding (12)		
12	Remove cover (1) with padding (12)	i Installation: Ensure that padding (12) is seated correctly in backrest frame.	
13	Unclip staple wires (14, 15) at padding (12)		
14	Pull staple wires (14, 15) out of cover (1)	MODEL 204	
15	Unclip staple wire (13) at padding (12)		
16	Lift cover (1) and guide electrical wiring harness for seat heater (10) through padding (12)	On vehicles with code (873) Seat heater for right and left front seats i Installation: Note routing of seat heater electrical wiring harness (10).	
17	Remove cover (1) from padding (12)	i Installation: Model 204.9, 212 with code (864) Rear entertainment system, when replacing cover (1) transfer opening in cover (1) for rear display bracket from old cover (1) to new cover (1) and work it in.	
18	Pull staple wire (13) out of cover (1)	MODEL 204.0/2/9 When replacing cover (1)	
19	Install in the reverse order		