



Mercedes-Benz E-Class: How to Replace Auxiliary Battery

Everything you need to know on how to replace the auxiliary battery in your Mercedes-Benz E-Class w212 is in this article. So continue reading.

By Nik Romano (</articles/author/nik-romano>) - May 21, 2015

(https://www.facebook.com/sharer.php?app_id=408360182612787&sdk=joey&u=https%3A%2F%2Fwww.mbworld.org%2Fhow-tos%2Fa%2Fmercedes-benz-e-class-how-to-replace-auxiliary-battery-389645&display=popup)

(https://twitter.com/intent/tweet?text=Mercedes-Benz+E-Class+w212+How+to+Replace+Auxiliary+Battery+&tw_p=tweetbutton&url=https%3A%2F%2Fwww.mbworld.org%2Fhow-tos%2Fa%2Fmercedes-benz-e-class-how-to-replace-auxiliary-battery-389645)

This article applies to the Mercedes-Benz E-Class w212 (2009-Present).

Every year, Mercedes-Benz releases a new vehicle with more and more electronically controlled features. Because of this, cars like the current E-Class use a lot of energy to maintain the car's efficiency, and keep everything seamless as well as transparent. Of course, relying only on the main battery for all electrical components is a bad idea since the engine. So Mercedes-Benz has incorporated an auxiliary battery to run the extra features. Occasionally, these auxiliary batteries in your w212 go bad and need to be replaced. When the auxiliary battery is illuminated on your dash, it's time to get out the tools and do the replacement.





Time
30 minutes



DIY Cost: \$12-85
Pro Cost: \$150-200



Difficulty
Easy

Why is this easy? You only need basic tools and little experience.

Materials Needed

- Ratchet, extension, and metric socket set
- Phillips screwdriver
- Trim removal tool

Step 1 – Should you DIY?

Sometimes, this isn't a question of how difficult the job is or how much you'll have to pay for parts. It's mainly a question of if Mercedes will do it for you at no cost at all. With regards to your vehicle's warranty, it's a gray area with dealerships whether or not the auxiliary battery is a "wear" item or not. So first and foremost, give your local dealer a call and check if the replacement is covered. If so, don't move on to the following steps.




Figure 1. Dealerships may replace the auxiliary battery free of charge.

Step 2 – Remove the auxiliary battery

The auxiliary battery in your E-Class w212 is located behind the driver's side dashboard. Refer to Figure 2 below when performing the following the steps.

- Use a trim removal tool to pry off the fuse box access panel (1) on the side of the dash.
- Remove the Phillips screws on the lower dash panel (2), and detach it.
- With your ratchet and socket, remove one bolt (5) from the panel covering the auxiliary battery (G1/7).
- Behind the panel, unbolt the bracket (3) holding up the battery.
- Disconnect the positive and negative leads (6) from the battery.
- Remove the bolts from the additional battery bracket (4). Make sure to support the battery as it may fall inside the dash.
- Remove the auxiliary battery.




Figure 2. Battery removal and location.

Step 3 – Install the new auxiliary battery

Install the new battery in reverse order of Step 2 above.

- Hold the battery in position, and thread the bracket bolts in by hand.
- Tighten the bolts to a snug fit.



- Reconnect the negative and positive leads of the battery.
- Bolt on the lower battery bracket.
- Reattach the lower dash.
- Snap the battery and access panels back into place.
- Turn on the ignition, and confirm that the "Battery protection: Convenience functions temporarily unavailable" indicator goes away.



Figure 3. Low battery indicator.

Related Discussion

- 2010 E350 (W212) Aux Battery Replacement (<https://mbworld.org/forums/e-class-w212/520351-2010-e350-w212-aux-battery-replacement.html>)- MBWorld.org

f (https://www.facebook.com/sharer.php?app_id=408360182612787&sdk=joey&u=https%3A%2F%2Fwww.mbworld.org%2Fhow-tos%2Fa%2Fmercedes-benz-e-class-how-to-replace-auxiliary-battery-389645&display=popup)

t (https://twitter.com/intent/tweet?text=Mercedes-Benz+E-Class+w212+How+to+Replace+Auxiliary+Battery+&tw_p=tweetbutton&url=https%3A%2F%2Fwww.mbworld.org%2Fhow-tos%2Fa%2Fmercedes-benz-e-class-how-to-replace-auxiliary-battery-389645)

Related Articles



Mercedes-Benz E-Class and E-Class AMG: How to Replace Main and Auxiliary Batteries (<http://www.mbworld.org/how-tos/a/mercedes-benz-e-class-and-e-class-amg-how-to-replace-main-and-auxiliary-batteries-387415>)

How to Replace Main and Auxiliary Batteries Wayne R. Dempsey, Nick Czerula, Kerry Jonsson Without the batteries, you're not going anywhere. This article applies to the Mercedes Benz E-Class and E-Class AMG ...



Mercedes-Benz E-Class and E-Class AMG: Why is There a Red Battery Message Saying Visit Workshop? (<http://www.mbworld.org/how-tos/a/mercedes-benz-e-class-and-e-class-amg-why-is-there-a-red-battery-message-saying-visit-workshop-386933>)

Why is There a Red Battery Message Saying Visit Workshop? Here's what to do when the red battery message comes through. This article applies to the Mercedes Benz E-Class and E-Class AMG (2009-2009). The red ...



Mercedes-Benz E-Class and E-Class AMG: Why Won't My Car Start? (<http://www.mbworld.org/how-tos/a/mercedes-benz-e-class-and-e-class-amg-why-wont-my-car-start-388387>)

Why is My Battery Not Charging? edmond1111 My battery to mysteriously die and leave you stranded and E-Class AMG ...



Mercedes-Benz E-Class and E-Class AMG: Why Won't My Car Start? (<http://www.mbworld.org/how-tos/a/mercedes-benz-e-class-and-e-class-amg-why-wont-my-car-start-388544>)



Why Won't My Car Start? Does your engine continuously crank but not start? Perhaps, the engine does not crank at all. Diagnose your no-start condition here. This article applies to the Mercedes-Benz E-Class and ...



Mercedes-Benz E-Class AMG: How to Replace Alternator (<http://www.mbworld.org/how-tos/a/mercedes-benz-e-class-amg-how-to-replace-alternator-387398>)
How to Replace Alternator Without your alternator, you can kiss your battery goodbye. This article applies to the Mercedes-Benz E-Class AMG w211 (2002-20009). Your vehicle's alternator is responsible for a number ...



Mercedes-Benz E-Class AMG: How to Replace Starter (<http://www.mbworld.org/how-tos/a/mercedes-benz-e-class-amg-how-to-replace-starter-387781>)
How to Replace Starter If you have determined your starter is the reason your engine is not cranking, try replacing it yourself with the help of this how to article. This article applies to the Mercedes-Benz ...

Related Articles



Mercedes-Benz E-Class and E-Class AMG: How to Replace Main and Auxiliary Batteries (<http://www.mbworld.org/how-tos/a/mercedes-benz-e-class-and-e-class-amg-how-to-replace-main-and-auxiliary-batteries-387415>)



Mercedes-Benz E-Class and E-Class AMG: Why is my car giving me a battery warning message-saying-visit-workshop-386933 (<http://www.mbworld.org/how-tos/a/mercedes-benz-e-class-and-e-class-amg-why-is-my-car-giving-me-a-battery-warning-message-saying-visit-workshop-386933>)





Mercedes-Benz E-Class and E-Class AMG: Why is My Battery Not Charging?
(//www.mbworld.org/how-tos/a/mercedes-benz-e-class-and-e-class-amg-why-is-my-battery-not-charging-388387)



Mercedes-Benz E-Class and E-Class AMG: Why Won't My Car Start?
(//www.mbworld.org/how-tos/a/mercedes-benz-e-class-and-e-class-amg-why-wont-my-car-start-388544)



Mercedes-Benz E-Class AMG: How to Replace Alternator
(//www.mbworld.org/how-tos/a/mercedes-benz-e-class-amg-how-to-replace-alternator-387398)



Mercedes-Benz E-Class AMG: How to Replace Starter
(//www.mbworld.org/how-tos/a/mercedes-benz-e-class-amg-how-to-replace-starter-387781)

MBWorld How-Tos

Interior (//www.mbworld.org/how-tos/c/interior-37807/)

General Overview (//www.mbworld.org/how-tos/c/general-overview-37803/)

Brakes (//www.mbworld.org/how-tos/c/brakes-37804/)

Cleaning and Detailing (//www.mbworld.org/how-tos/c/cleaning-and-detailing-37805/)

Exterior (//www.mbworld.org/how-tos/c/exterior-37806/)



Lighting (<http://www.mbworld.org/how-tos/c/lighting-37808/>)

Powertrain (<http://www.mbworld.org/how-tos/c/powertrain-37809/>)

Steering and Suspension (<http://www.mbworld.org/how-tos/c/steering-and-suspension-37810/>)


Wheels and Tires (<http://www.mbworld.org/how-tos/c/wheels-and-tires-37811/>)

Participate In The Forums

Create new posts and participate in discussions. It's free!

Sign Up »

(<https://mbworld.org/forums/register.php>)



- Advertising (<https://www.internetbrandsauto.com/contact>) |
- Contact Us (<https://mbworld.org/forums/sendmessage.php?s=b18b93922aa7cf58698accdec8aa64e4>) |
- Cookie Policy (<https://www.internetbrands.com/privacy/cookie-policy.html>) |
- Privacy Statement (<https://www.internetbrands.com/privacy/privacy-main.html>) |
- Terms of Service (<https://www.internetbrands.com/ibterms/>) |
- Do Not Sell My Personal Information (<https://www.internetbrands.com/privacy/privacy-contact-form.php>) |
- About Us (<https://mbworld.org/forums/misc.php?do=about>) |

© 2020 MH Sub I, LLC dba Internet Brands

