

Document number: pe72.29-p-2101-97nba
Document title: Wiring diagram for left front door control unit

Code:	Designation:	Position:
A0	Color code key	96L
A26/1	Driver door infrared remote control receiver	32L
A85	Left front door lock	28L
A85	Left front door lock	36L
A85m1	Left front door central locking motor	27L
A85m1	Left front door central locking motor	35L
A85m4	Left front door additional door lock actuator motor	29L
A85s1	Left front door pre-locking position microswitch	26L
CAN B	Interior CAN	8K
Code 234	Blind spot assist	76D
Code 249	Automatically dimming inside rearview and outside mirrors including folding outside mirrors	73D
Code 275	Memory package	68D
Code 494	USA version	88E
Code 500	Left and right folding outside mirrors	71D
Code 550	Trailer hitch	88E
Code 876	Interior lights package	18D
Code 876	Interior lights package	15D
Code 883	Power closing	34A
Code 883	Power closing	26A
Code 889	KEYLESS-GO	31A
Code ME05	HYBRID DRIVE 80 KW VARIANT (INCLUDING PLUGIN)	84E
E17/11	Left front door door handle illumination	14L
E17/3	Left front door exit and warning lamp	17L
E17/43	Left front door ambient illumination	20L
E6/5	Left outside mirror turn signal lamp	64L
F32/4	Interior prefuse box	4L
F32/4f253	Fuse 253	3L
M10/3	Left front door power window motor	44L
M14/21	Left front door power closing actuator motor	40L
M21/1	Left outside mirror	67L
M21/1e1	Left outside mirror ambient lamp	80L
M21/1e1x1	Ambient lamp electrical connector, left outside mirror	80H
M21/1e2	Left Blind Spot Assist readiness and warning indicator	78L
M21/1e2x1	Blind Spot Assist warning lamp/left mirror dimming electrical connector	76H
M21/1h1	Automatic dimming mirror	75L
M21/1h1x1	Mirror dimming electrical connector	74H
M21/1m1	Vertical inclination adjustment actuator motor	67K
M21/1m2	Horizontal inclination adjustment actuator motor	67K
M21/1m3	Outside mirror fold-in/fold-out electric motor	72L

Document number: pe72.29-p-2101-97nba

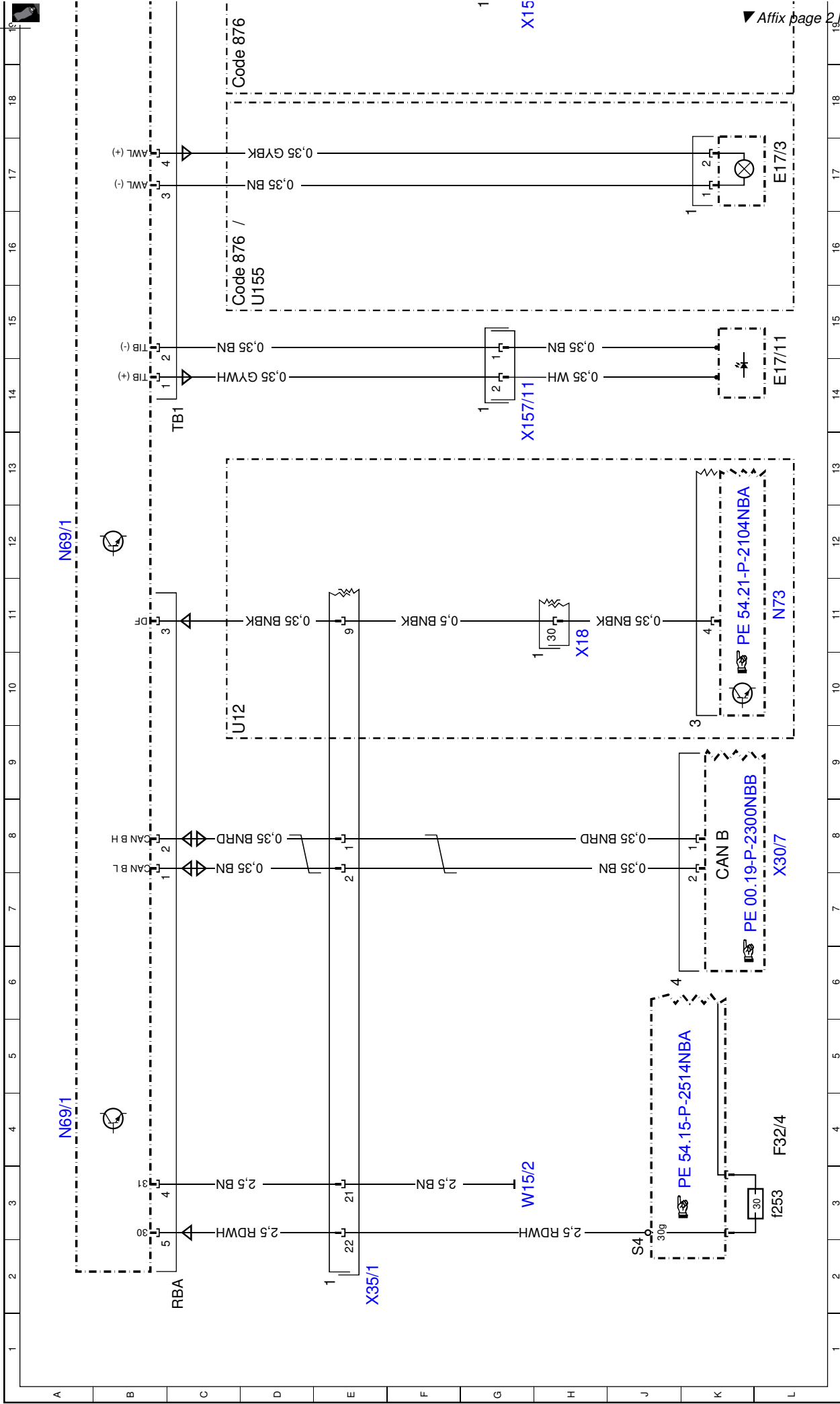
Document title: Wiring diagram for left front door control unit

Code:	Designation:	Position:
M21/1r1	Mirror heater	65L
M21/1r2	Vertical inclination adjustment potentiometer	70K
M21/1r3	Horizontal inclination adjustment potentiometer	70K
N69/1	Left front door control unit	4A
N69/1	Left front door control unit	12A
N69/1	Left front door control unit	20A
N69/1	Left front door control unit	39A
N69/1	Left front door control unit	45A
N69/1	Left front door control unit	54A
N69/1	Left front door control unit	61A
N69/1	Left front door control unit	71A
N69/1	Left front door control unit	77A
N69/1	Left front door control unit	29A
N69/1	Left front door control unit	85A
N73	Electronic ignition switch control unit	11L
S142/3	Driver door fully electric trailer hitch switch	91L
S15/3	Driver trunk lid/liftgate control button	58L
S20	Driver-side power window and outside mirror adjustment switch group	50L
S20s1	Left front power window switch	46L
S20s10	Left outside mirror adjustment switch	52L
S20s11	Right outside mirror adjustment switch	53L
S20s12	Outside mirror adjustment switch	51L
S20s2	Right front power window switch	47L
S20s3	Left rear power window switch	49L
S20s4	Right rear power window switch	49L
S20s5	Rear side window child safety lock switch	48L
S20s9	Outside mirror fold-in/fold-out switch	52L
S21/2	Passenger-side power window switch	61L
S21/5	Vent window switch	82L
S22	Left front seat adjustment switch group	23L
S22s1	Left front head restraint adjustment switch	22J
S22s2	Left front seat inclination adjustment switch	
S22s3	Left front seat fore/aft adjustment switch	23K
S22s4	Left front seat height adjustment switch	23K
S22s5	Left front backrest adjustment switch	22K
S22s6	Left front memory function switch	23J
S22s7	Left front memory 1 switch	23J
S22s8	Left front memory 2 switch	
S22s9	Left front memory 3 switch	24J

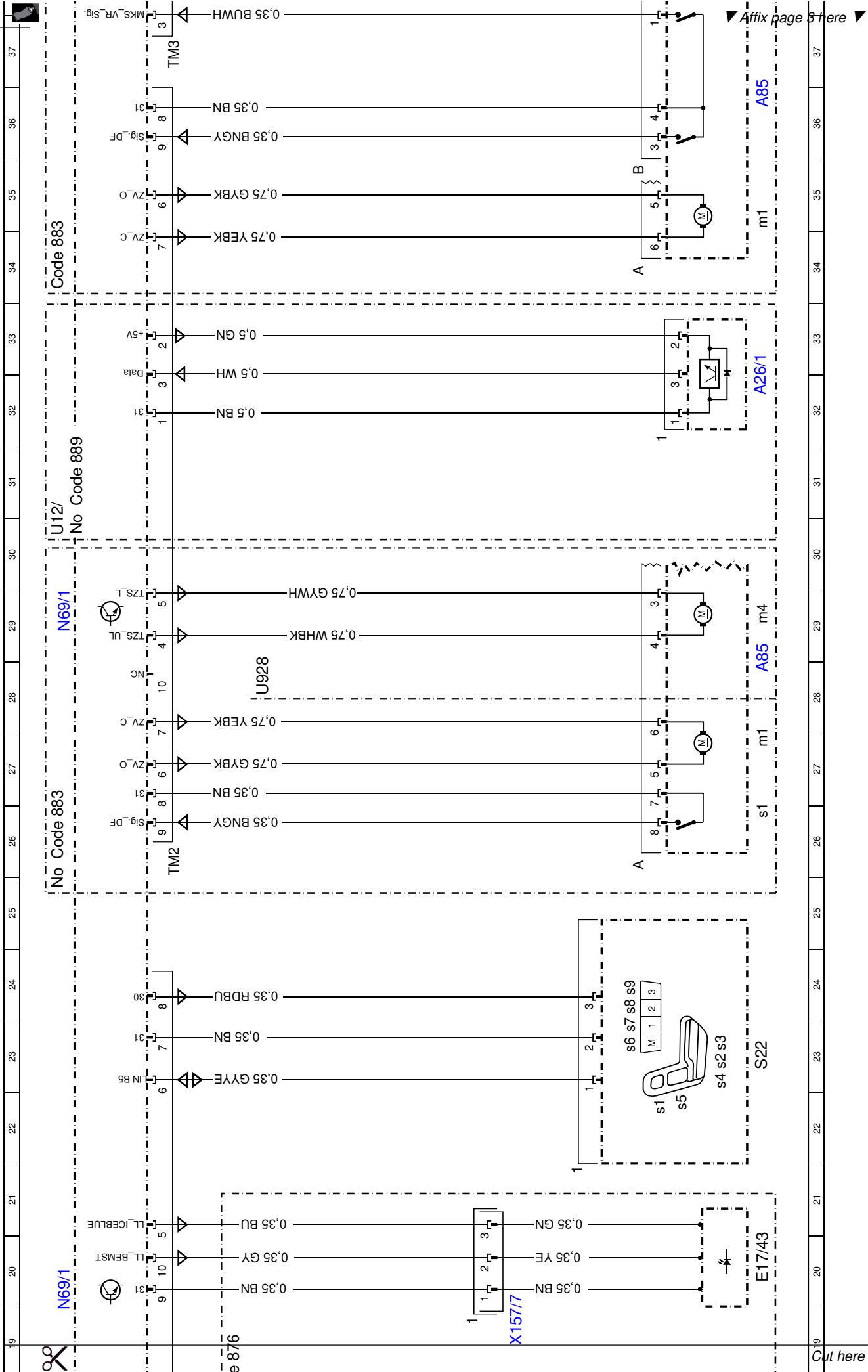
Document number: pe72.29-p-2101-97nba

Document title: Wiring diagram for left front door control unit

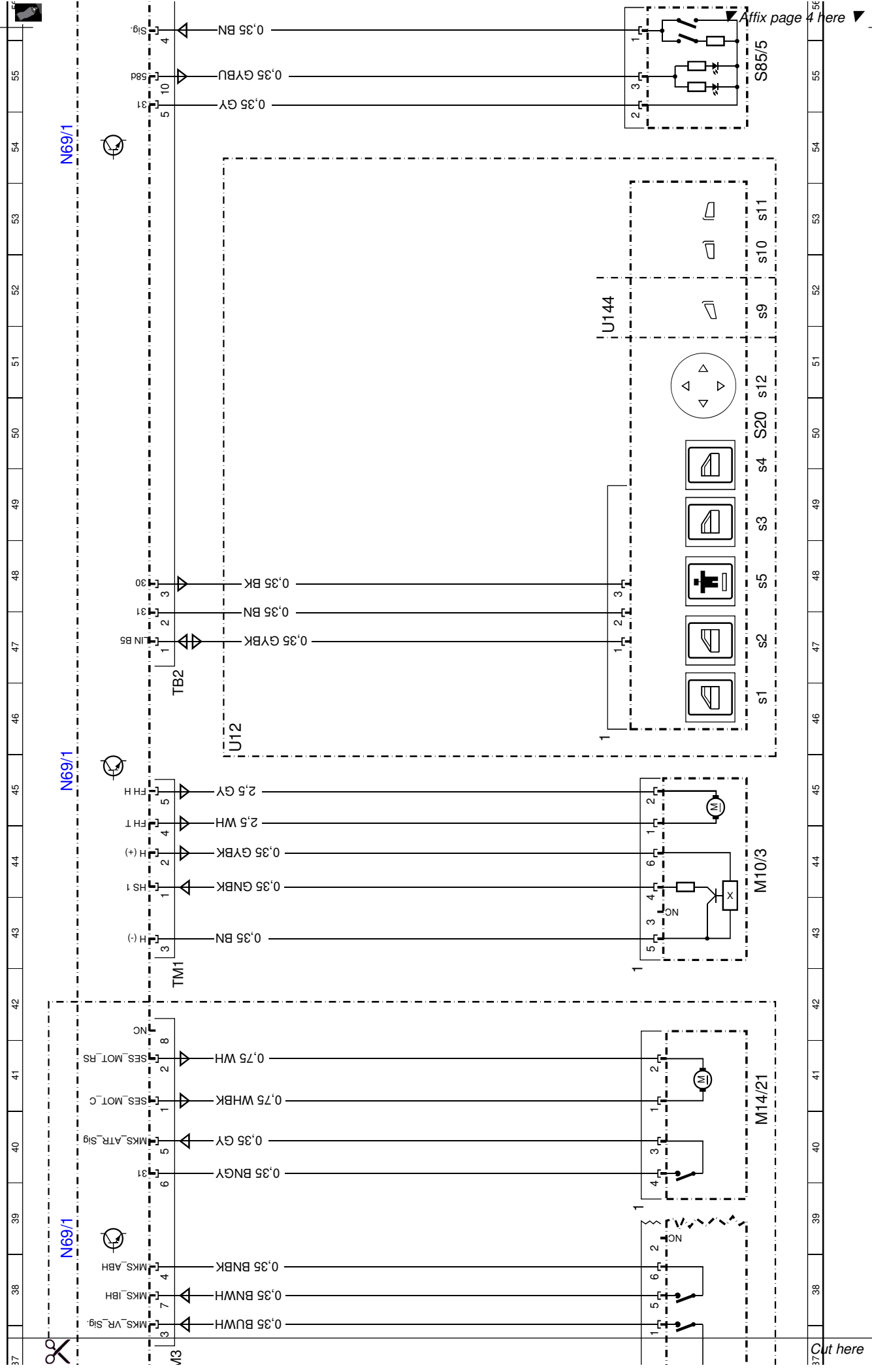
Code:	Designation:	Position:
S62/20	Refueling safety detection switch	86L
S85/5	Left front door central locking interior switch	55L
U12	Valid for left-hand drive vehicles	9D
U12	Valid for left-hand drive vehicles	30A
U12	Valid for left-hand drive vehicles	73D
U12	Valid for left-hand drive vehicles	81D
U12	Valid for left-hand drive vehicles	46D
U12	Valid for left-hand drive vehicles	56D
U12	Valid for left-hand drive vehicles	84E
U12	Valid for left-hand drive vehicles	88E
U13	Valid for right-hand drive vehicles	60D
U144	Valid for outside mirror fold-in/out function	51J
U155	Valid for 166.8	15D
U928	Valid for England	28D
W15/2	Left footwell ground point	3H
X157/11	Left front door handle illumination electrical connector	14G
X157/7	Left front door ambient illumination electrical connector	19G
X18	Vehicle interior and harness for taillamp electrical connector	11H
X30/7	Left potential distributor electrical connector (CAN)	8L
X35/1	Driver door electrical connector	2E

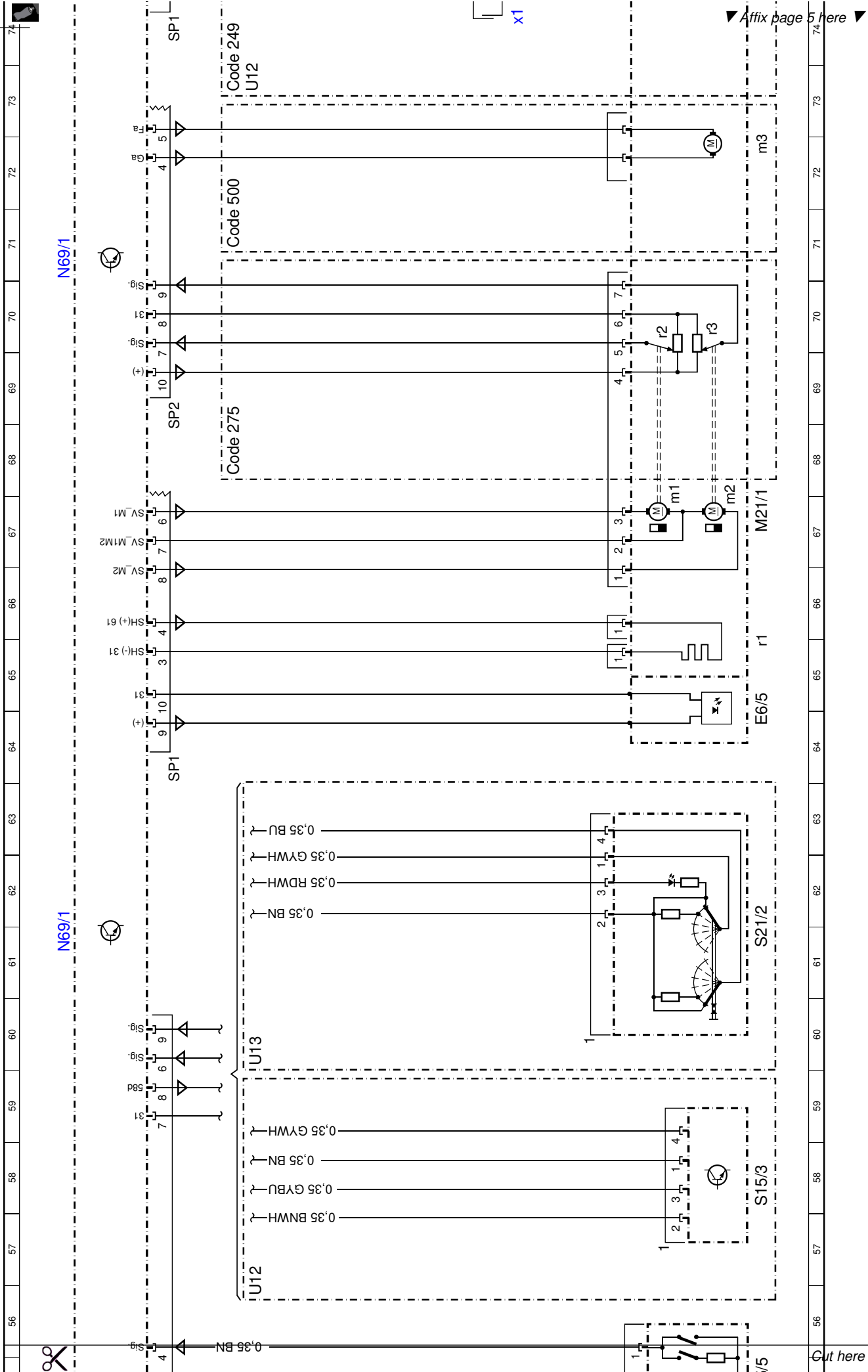


▼ Affix page 2 here ▼



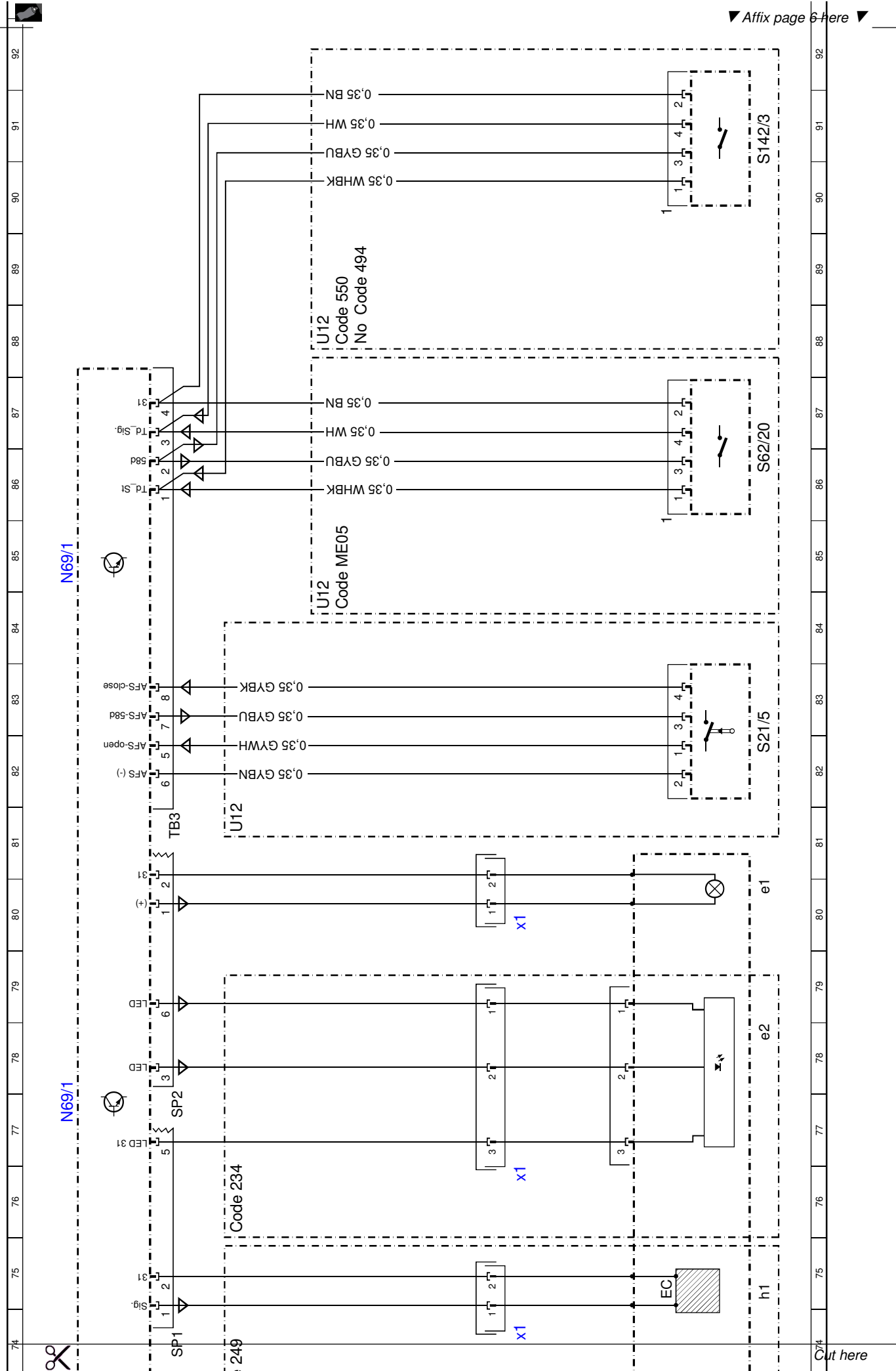
Cut here





▼ Affix page 5 here ▼

Cut here



▼ Affix page 6 here ▼

