


Model 204.0/2/3, 207, 212, 218
with code 218 (Rear view camera)

Model 207, 212
with code 501 (360° camera)


**Shown on model 212.0 with code 218
(Reversing camera)**

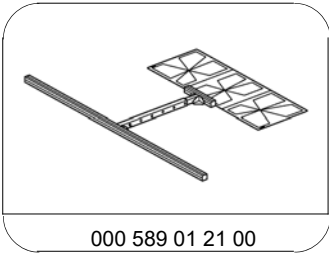
- 1 Bracket
2 Electrical connector (with
CODE 501 (360° camera))
B84/3 Reversing camera (with CODE
218 (Reversing camera))
B84/3x1 Electrical connection for
reversing camera (with code
218 (Reversing camera))
B84/10 Camera, rear 360° camera
(with CODE 501 (360-degree
camera))



P54.65-5101-06

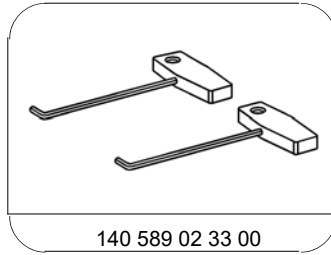
	Information on preventing damage to electronic components due to electrostatic discharge		AH54.00-P-0001-01A
	Remove/install		
1.1	Remove handle strip from trunk lid	Model 204.0/3, model 207, 212.0/1, 218.3 MODEL 204.0/3 Model 207.3/4, 212.0/1 MODEL 218.3	AR88.50-P-5062CW AR88.50-P-5062EW AR88.50-P-5062EL
1.2	Remove handle strip for liftgate	Model 204.2	AR72.20-P-3650CX
1.3	Pull out handle strip for liftgate using extraction hook and remove.	MODEL 212.2, 218.9 Extraction hook	*140589023300
2	Remove liftgate paneling	MODEL 212.2, 218.9 Model 212.2	AR72.20-P-3520ES
3	Disconnect electrical connection for reversing camera (B84/3x1) or electrical connection (2)		
4	Release catch hook on coupling of backup camera electrical connector (B84/3x1) and slide coupling of backup camera connector (B84/3x1) from bracket (1)	Model 204.0/2/3, 207.3/4, 212.0/1, 218 with code 218 (Reversing camera)	
5	Unlock catches (arrow) and remove reversing camera (B84/3) or rear 360° camera (B84/10) from outside	Installation: Inspect gasket for damage. If seal is damaged Replace seal ↓	
6	Install in the reverse order		
7	Perform initial startup of reversing camera (B84/3) or rear 360° camera (B84/10)	If reversing camera (B84/3) or rear 360° camera (B84/10) was replaced.	

8	Calibrate reversing camera (B84/3) or rear 360° camera (B84/10) using the diagnostic system	<p>Model 207, 212 up to model year 2014 with code 218 (Rear view camera) with code 498 (Japanese version)</p> <p>Model 207, 212 with code 501 (360° camera) Model 218.3 up to model year 2013 with code 218 (Rear view camera) with code 498 (Japanese version)</p> <p>Model 207, 212 up to model year 2014 with code 218 (Rear view camera) with code 498 (Japanese version)</p> <p>Model 218.3 up to model year 2013 with code 218 (Rear view camera) with code 498 (Japanese version)</p>	AR54.65-P-0022GZ
9 AD	Calibrate reversing camera (B84/3) using the diagnostic system and calibration device	<p>Model 218.9 with code 218 (Rear view camera)</p> <p> Calibration device</p>	AD00.00-P-2000-04A *000589012100



000 589 01 21 00

Calibration device



140 589 02 33 00

Extraction hook