

- Parts list -

<b>Vehicle</b>	WDDHF9AB1BA416776 (D02)	E 500/550 4MATIC Sedan	
<b>Color</b>	799 - DIAMANTWEISS - METALLICLACK	<b>Equipment</b>	208 - LEDER - GRAU
FIN: WDD2120901A416776		<b>Assortment class</b>	PC
<b>Group</b>	47 Fuel system	<b>Sub-group</b>	015 Fuel tank with detachable parts

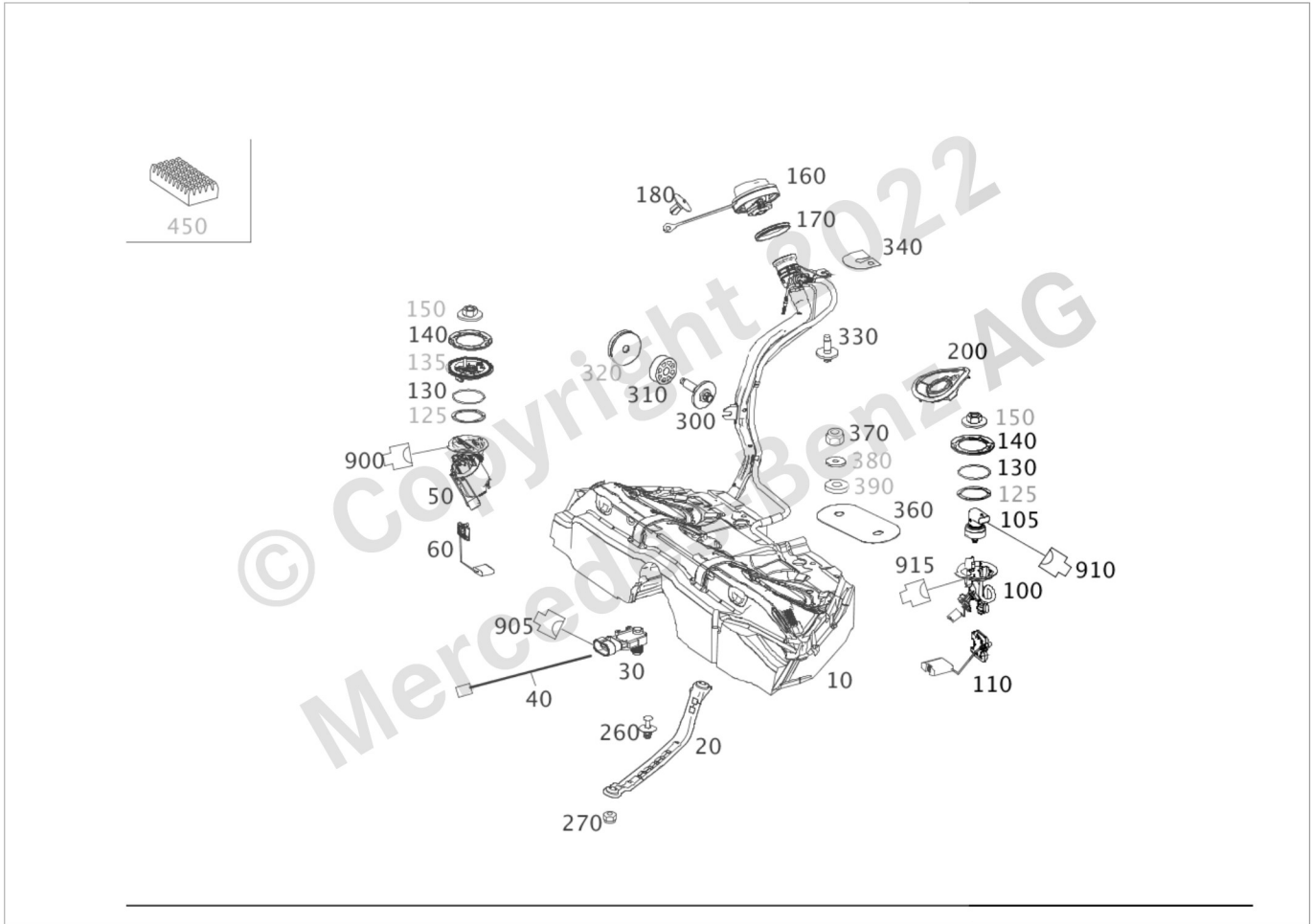


























Image ID: drawing\_B47015000257

Item	Part number	Designation/additional information	Qty
10	A 212 470 75 01	FUEL TANK Code: ((M272+-917/M273/M276+-917/M278)+915)+(494/460/835)/(M274+835+915)+(805/806/807);	1
20	A 212 470 01 40	TENSIONING STRAP TANK TO BODY SHELL Code: 915;	2
30	A 163 542 28 18	PRESSURE SENSOR Code: ((M272/M273/M276/M278)+(460+915/494/835))+917;	1
40	A 212 440 22 32	ELECTRICAL WIRING HARNESS TANK PRESSURE SENSOR ADAPTER LINE Code: ((460/494/835)+917)+M274;	1
50	A 204 470 07 94	AUXILIARY PUMP IN TANK AT RIGHT WITHOUT FUEL LINES Code: M272+-917/M273;	1

## Parts Information

Item	Part number	Designation/additional information	Qty
60	A 204 540 07 17 	* FUEL LEVEL SENSOR  Code: M156/M272+-917/M273/M274/M276+-(917/ME04+460)/M278+M46;	1
100	A 204 470 14 94 	FUEL DELIVERY MODULE IN TANK AT LEFT WITH FUEL LINES  Code: M272+-(917/M012)/M273/(M272+-(917/M012)/M273)+U51; Replaced by: A 204 470 44 94	1
100	A 204 470 44 94 	SUCTION JET PUMP IN TANK AT LEFT WITH FUEL LINES  Code: M272+-(917/M012)/M273/(M272+-(917/M012)/M273)+U51; Replaces: A 204 470 14 94	1
105	A 000 905 11 00 	* PRESSURE SENSOR FUEL PUMP  Code: M271/M272+-917/M273/M274/M276+-917/M278+M46;	1
110	A 204 540 09 17 	* FUEL LEVEL SENSOR  Code: M156/M271/M272+-917/M273/M274/M642/M651/M276+-(917/ME04+460)/M278+M46;	1
130	A 014 997 89 45	O-RING PUMP TO RESERVOIR  Code: -917; Replaced by: A 025 997 18 45	2
130	A 025 997 18 45	O-RING PUMP TO RESERVOIR; 135.5X6  Code: -917; Replaces: A 014 997 89 45	2
140	A 001 471 14 30	BAYONET COUPLING PUMP TO RESERVOIR  Code: -917;	2
160	A 230 470 04 05 	TANK FILLER CAP  [409] TO BE ADAPTED DURING ASSEMBLY  Code: (M272/M273)+(460/494)/M271+M010+835; Replaced by: A 221 470 06 05	1
160	A 221 470 06 05 	FILLER CAP  Code: (M272/M273/M274/M276/M278)+(460/494/835)/M271+835; Replaces: A 230 470 04 05	1
170	A 168 471 06 79 	* SEALING RING FILLER CAP TO FILLER NECK  Code: (M271/M272/M273/M276/M278)+(460/494/835);	1
180	A 001 990 23 92	EXPANSION RIVET TANK LOCK FASTENING; 5.2 MM	1
200	A 000 998 22 01	FEED-THROUGH GROMMET SEAL FILLER NECK  Code: -M021;	1
260	A 000 991 76 40	EXPANSION RIVET  Code: -(917/M276+ME04+460);	4
270	A 004 990 33 50	NUT-AND-WASHER ASSEMBLY TANK TO BODY SHELL; M8	4
300	A 000 990 96 03	COMBI-SCREW FILLER NECK TO BODY, BOTTOM; M8X35	1
310	A 003 990 14 82	WINDOW FILLER NECK TO BODY, BOTTOM	1
330	A 001 990 54 03	COMBI-SCREW FILLER NECK TO BODY, TOP	1

## Parts Information

Item	Part number	Designation/additional information	Qty
340	A 212 476 00 80	GASKET BETWEEN TANK LOCKING BASE AND VEHICLE SHELL  Code: -917;	1
360	A 204 475 01 85	METAL MOUNTING SHEET BETWEEN FUEL TANK AND CHASSIS  Code: -(917/M276+ME04+460);	1
370	A 004 990 33 50	NUT-AND-WASHER ASSEMBLY TANK TO BODYSHELL; M8	2
900	A 171 545 01 28	PLUG PLUG CONNECTION FOR FUEL PUMP WIRING HARNESS X36/2; 7-PIN SLK2.8, MLK1.2	1
905	A 210 540 21 81	COUPLING, MECHANICAL CONNECTOR, TANK (PRESSURE SENSOR) X25/4; 3-PIN MQS	1
910	A 211 545 17 28	COUPLING, MECHANICAL FUEL PRESSURE SENSOR B4/7; 3-PIN MLK 1.2	1
915	A 211 545 27 28	COUPLING HOUSING PLUG CONNECTION FOR FUEL PUMP WIRING HARNESS X36/3; 3-PIN MLK1.2	1