

**Document title** Adjust front axle toe

**Document number** ar4020p0264cw

**Model** 166, 172, 204, 207, 212, 218, 292

### Modification notes

20.06.2013	Gesamtspur Vorderachse bei Fahrzeugniveau	BE40.20-P-1001-07I
02.11.2015	Total front axle toe at vehicle level	BE40.20-P-1001-07T
02.11.2015	Permissible difference in front axle toe between right and left side of vehicle	BE40.20-P-1002-07T

### Shown with model 204.0


055 Holding device



P40.20-2269-01

### Shown on model 204.0 except code M005 (4MATIC)

10 Tie rod  
10f Jam nut



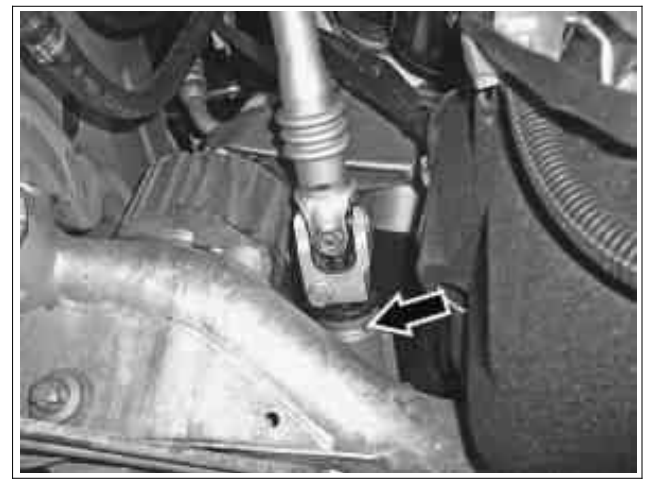
P40.20-2433-01

### Shown on model 166



P40.20-2361-11


Shown on model 204.0 except code M005 (4MATIC)



P40.20-2271-01

Shown on model 204.0 except code M005 (4MATIC)

030 Wheel spreader



P40.20-2272-11

☐	Check		
1	Carry out initial measurement	Model 166, 292 Model 204 Model 172, 207, 212, 218	AR40.20-P-0200GQ AR40.20-P-0200CW AR40.20-P-0200EW
	<b>Adjust</b>		
2	Deactivate easy entry and exit feature for steering wheel	Model 166, 172, 204, 207, 212, 218, 292 with code 275 (Memory package) Model 172 with code 275 (Memory package) ⚠ The easy entry and exit feature for the steering wheel must be deactivated so that the steering wheel, e.g. when opening or closing the driver door, it doesn't move to another position. Otherwise, the headliner or the windshield may be damaged if the holding device (055) is installed.	AR54.30-P-1000-02W
3	Check center position of steering gear (arrow) and center position of steering wheel	<p>ℹ The steering gear is in the center position for the steering gear (arrow), when the marking on the cap lines up with the marking on the control valve housing.</p> <p>If the center position of the steering gear (arrow) and the center position of the steering wheel are not in alignment.</p> <p style="text-align: center;">↓</p> <p>Move steering wheel by one tooth only.</p> <p>Model 204, 207 Model 166, 172, 212, 218, 292</p>	AR46.10-P-0100CW <b>AR46.10-P-0100EW</b>
4	Fix steering wheel in center position using holding device (055); to do this, insert the holding device (055) in front of the sun visor	<p>⚠ The emblem in the steering wheel must be protected against damage. Otherwise the holding device (055) may make an indent on the emblem.</p> <p>🔧 Retainer device</p>	*129589012100
5	Insert wheel spreader (030), as shown, in front direction of travel between the insides of the wheel		
6	Counterhold tie rod (10) at the hexagon and loosen jam nut (10f)		

7	Adjust toe by turning tie rod (10)	<p>Model 218 (except 218.367/368/374/375/376/391/392/393/394/967/ 968/974/975/976/991/992/993/994) with code 489 (AIRMATIC)</p> <p>Model 218.3 (except 218.367/368/374/375/376/391/392/393/394) except code 489 (AIRMATIC)</p> <p>Model 218.367/368/391/393/394/967/968/991/993/994 with code 489 (AIRMATIC)</p> <p>Model 218.367/368/391/393/394 except code 489 (AIRMATIC)</p> <p>Model 218.374 as of 12/1/11 Model 218.374 up to 11/30/11 Model 218.375 Model 218.376/392/976/992 Model 218.9 (except 218.967/968/974/975/976/991/992/993/994) except code 489 (AIRMATIC)</p> <p>Model 218.967/968/991/993/994 except code 489 (AIRMATIC)</p> <p>Model 218.974/975Total front axle toe at vehicle level</p>	*BE40.20-P-1002-07R
---	------------------------------------	--	---------------------






Model 212.0 (except  
 212.002/025/056/067/072/074/075/076/077/08/0  
 90/091/092/093/094/097)  
 with code 485 (DIRECT CONTROL suspension)  
 Model 212.0 (except  
 212.002/025/056/067/072/074/075/076/077/08/0  
 90/091/092/093/094/097)  
 with code 489 (AIRMATIC)  
 Model 212.0 (except  
 212.002/025/056/067/072/074/075/076/077/08/0  
 90/091/092/093/094/097)  
 with code 677 (AGILITY CONTROL suspension)  
 Model 212.0 (except  
 212.002/025/056/072/074/075/076/077/092)  
 with code 482 (Off-road comfort suspension)  
 Model 212.002  
 with code 482 (Off-road comfort suspension)  
 except code P25 (BlueEFFICIENCY Edition)  
 Model 212.002  
 with code 485 (DIRECT CONTROL suspension)  
 except code P25 (BlueEFFICIENCY Edition)  
 Model 212.002  
 with code 489 (AIRMATIC)  
 except code P25 (BlueEFFICIENCY Edition)  
 Model 212.002  
 with code 677 (AGILITY CONTROL suspension)  
 except code P25 (BlueEFFICIENCY Edition)  
 Model 212.002  
 with code P25 (BlueEFFICIENCY Edition)  
 Model 212.025/056/072  
 with code 482 (Off-road comfort suspension)  
 except code Z04 (Light armoring)  
 Model 212.025/056/072  
 with code 485 (DIRECT CONTROL suspension)  
 except code Z04 (Light armoring)  
 Model 212.025/056/072  
 with code 489 (AIRMATIC)  
 except code Z04 (Light armoring)  
 Model 212.025/056/072  
 with code 677 (AGILITY CONTROL suspension)  
 except code Z04 (Light armoring)  
 Model 212.025/056/072  
 with code Z04 (Light armoring)  
 Model  
 212.067/08/090/091/093/094/097/267/28/291/29  
 3/294/297  
 with code 489 (AIRMATIC)  
 Model 212.067/08/090/091/093/094/097  
 with code 485 (DIRECT CONTROL suspension)  
 Model 212.067/08/090/091/093/094/097  
 with code 677 (AGILITY CONTROL suspension)  
 Model 212.074/077/274/277 as of 12/1/11,  
 212.075/275  
 Model 212.074/077/274/277 up to 11/30/11  
 Model 212.076/092/276/292  
 Model 212.1  
 with code 482 (Off-road comfort suspension)  
 Model 212.1  
 with code 485 (DIRECT CONTROL suspension)  
 Model 212.2 (except  
 212.267/274/275/276/277/28/291/292/293/294/2  
 97)  
 with code 482 (Off-road comfort suspension)  
 Model 212.2 (except  
 212.267/274/275/276/277/28/291/292/293/294/2  
 97)  
 with code 485 (DIRECT CONTROL suspension)  
 Model 212.2 (except  
 212.267/274/275/276/277/28/291/292/293/294/2  
 97)  
 with code 489 (AIRMATIC)  
 Model 212.2 (except  
 212.267/274/275/276/277/28/291/292/293/294/2  
 97)  
 with code 677 (AGILITY CONTROL suspension)  
 Model 212.267/28/291/293/294/297  
 with code 485 (DIRECT CONTROL suspension)  
 Model 212.267/28/291/293/294/297  
 with code 677 (AGILITY CONTROL  
 suspension)Total front axle toe at vehicle level  
 Model 207 (except 207.367/388)  
 with code 483 (ADVANCED AGILITY package)  
 Model 207 (except 207.367/388)  
 with code 486 (Sports suspension)  
 Model 207.367/388Total front axle toe at vehicle  
 level

\*BE40.20-P-1001-07BA

\*BE40.20-P-1001-07I

Model 204.9 with code 460 (Canada version)		<a href="#">*BE40.20-P-1001-07ZA</a>
Model 204.9 with code 482 (Off-road comfort suspension)		
Model 204.9 with code 485 (Comfort suspension) except code 460 (Canada version) except code 494 (US version) except code 830 (Vehicles for China, additional parts)		
as of model refinement		
Model 204.9 with code 485 (Comfort suspension) except code 460 (Canada version) except code 494 (US version) except code 830 (Vehicles for China, additional parts)		
up to model refinement		
Model 204.9 with code 486 (Sports suspension)		
Model 204.9 with code 494 (US version)		
Model 204.9 with code 830 (Vehicles for China, additional parts)		
Total front axle toe at vehicle level		
Model 172 Permissible difference in front axle toe between right and left sides of vehicle		<a href="#">*BE40.20-P-1002-07T</a>
Model 172 Total front axle toe at vehicle level		<a href="#">*BE40.20-P-1001-07T</a>

Model 204.0 (except 204.077), 204.2 (except 204.277)  
with code 482 (Off-road comfort suspension)  
as of model refinement  
Model 204.0 (except 204.077), 204.2 (except 204.277)  
with code 482 (Off-road comfort suspension)  
up to model refinement, with cross strut old version  
Model 204.0 (except 204.077), 204.2 (except 204.277)  
with code 482 (Off-road comfort suspension)  
up to model refinement, with cross strut new version  
Model 204.0 (except 204.077/08/09), 204.2 (except 204.277/28/29)  
with code 483 (ADVANCED AGILITY package)  
as of model refinement  
Model 204.0 (except 204.077/08/09), 204.2 (except 204.277/28/29)  
with code 483 (ADVANCED AGILITY package)  
up to model refinement, with cross strut old version  
Model 204.0 (except 204.077/08/09), 204.2 (except 204.277/28/29)  
with code 483 (ADVANCED AGILITY package)  
up to model refinement, with cross strut new version  
Model 204.0 (except 204.077/08/09), 204.2 (except 204.277/28/29)  
with code 485 (Comfort suspension)  
as of model refinement  
Model 204.0 (except 204.077/08/09), 204.2 (except 204.277/28/29)  
with code 485 (Comfort suspension)  
up to model refinement, with cross strut old version  
Model 204.0 (except 204.077/08/09), 204.2 (except 204.277/28/29)  
with code 485 (Comfort suspension)  
up to model refinement, with cross strut new version  
Model 204.0 (except 204.077/08/09), 204.2 (except 204.277/28/29)  
with code 486 (Sports suspension)  
as of model refinement  
Model 204.0 (except 204.077/08/09), 204.2 (except 204.277/28/29)  
with code 486 (Sports suspension)  
up to model refinement, with cross strut old version  
Model 204.0 (except 204.077/08/09), 204.2 (except 204.277/28/29)  
with code 486 (Sports suspension)  
up to model refinement, with cross strut new version  
Model 204.0 (except 204.077/08/09), 204.2 (except 204.277/28/29)  
with code 677 (AGILITY CONTROL suspension)  
as of model refinement  
Model 204.0 (except 204.077/08/09), 204.2 (except 204.277/28/29)  
with code 677 (AGILITY CONTROL suspension)  
up to model refinement, with cross strut old version  
Model 204.0 (except 204.077/08/09), 204.2 (except 204.277/28/29)  
with code 677 (AGILITY CONTROL suspension)  
up to model refinement, with cross strut new version  
Model 204.077/277  
as of model refinement  
Model 204.077/277  
up to model refinement  
Model 204.08/09/28/29/38  
with code 486 (Sports suspension)  
Model 204.08/09/28/29/38  
with code 677 (AGILITY CONTROL suspension)  
Model 204.3 (except 204.377/38)  
with code 483 (ADVANCED AGILITY package)  
except code P84 (Sports model)  
Model 204.3 (except 204.377/38)  
with code 486 (Sports suspension)  
except code P84 (Sports model)  
Model 204.3 (except 204.377/38)  
with code 677 (AGILITY CONTROL suspension)  
Model 204.377  
except code P98 (Black Series)  
Model 204.377  
with code 224 (Rear individual seat design)

		Model 166.0 (except 166.074) except code 489 (AIRMATIC) except code 491 (US version) except code Z04 (Light armoring) except code Z05 (B5 armoring on special protection version) Model 166.0 (except 166.074) with code 489 (AIRMATIC) Model 166.003/004 with code 491 (US version) Model 166.023/024/073 with code Z04 (Light armoring) Model 166.023/024/073 with code Z05 (B5 armoring on special protection version) Model 166.074/874 Model 166.8 (except 166.874) Model 292 except code 489 (AIRMATIC) Model 292 with code 489 (AIRMATIC)Total front axle toe at vehicle level	*BE40.20-P-1001-07M
8	Tighten jam nut (10f)	 Model 172Lock nut, tie rod to inner tie rod  Model 204 Model 207 Model 212 Model 218Jam nut, tie rod to inner tie rod  Model 166 Model 292Self-locking nut, tie rod to inner tie rod	*BA46.40-P-1002-01E *BA46.40-P-1002-01N  *BA46.40-P-1001-01K
9	Remove holding device (055)	 Retainer device	*129589012100
10	Remove wheel spreader (030)		
11	Check boot for twisting	If the boot is twisted  ↓ Straighten out boot	
12	Activate easy entry/exit feature for steering wheel	Model 166, 172, 204, 207, 212, 218, 292 with code 275 (Memory package) Model 172 with code 275 (Memory package)	AR54.30-P-1000-02W
	<b>Check</b>		
13	Carry out final measurement	Model 166, 292 Model 204 Model 172, 207, 212, 218	AR40.20-P-0200GQ AR40.20-P-0200CW AR40.20-P-0200EW

Check values for front axle toe

Number	Designation		Model 212.0 with code 485, except 4MATIC	Model 212.0 with code 485, with 4MATIC
BE40.20-P-1001-07BA	Total front axle toe at vehicle level	+5.80°      ↘°	-	-
		+4.85°      ↘°	-	-
		+4.20°      ↘°	-	-
		+4.16°      ↘°	-	-
		+4.08°      ↘°	-	-
		+2.67°      ↘°	-	-
		+2.66°      ↘°	-	0° 9' (± 10')
		+2.60°      ↘°	-	-
		+2.56°      ↘°	0° 9' (± 10')	-
		+1.49°      ↘°	-	-
		+1.18°      ↘°	-	-
		+0.27°      ↘°	-	-
		+0.25°      ↘°	-	-
		+0.12°      ↘°	-	-

Check values for front axle toe

Number	Designation		Model 212.0 with code 486/677, except 4MATIC	Model 212.0 with code 486/677, with 4MATIC
BE40.20-P-1001-07BA	Total front axle toe at vehicle level	+5.80°      ↘°	-	-
		+4.85°      ↘°	-	-
		+4.20°      ↘°	-	-
		+4.16°      ↘°	-	-
		+4.08°      ↘°	-	-
		+2.67°      ↘°	-	-
		+2.66°      ↘°	-	-



+2.60°	∠°	-	-
+2.56°	∠°	-	-
+1.49°	∠°	-	-
+1.18°	∠°	-	-
+0.27°	∠°	-	-
+0.25°	∠°	-	0° 9' (±10')
+0.12°	∠°	0° 9' (±10')	-

Check values for front axle toe

Number	Designation			Model 212.002 with code P25	Model 212.0/2 with code 482
BE40.20-P-1001-07BA	Total front axle toe at vehicle level	+5.80°	∠°	-	-
		+4.85°	∠°	-	0° 9' (±10')
		+4.20°	∠°	-	-
		+4.16°	∠°	-	-
		+4.08°	∠°	-	-
		+2.67°	∠°	-	-
		+2.66°	∠°	-	-
		+2.60°	∠°	-	-
		+2.56°	∠°	-	-
		+1.49°	∠°	0° 10' (±10')	-
		+1.18°	∠°	-	-
		+0.27°	∠°	-	-
		+0.25°	∠°	-	-
		+0.12°	∠°	-	-

Check values for front axle toe

Number	Designation			Model 212.0/2 with code 489, except 4MATIC	Model 212.0/2 with code 489, with 4MATIC
BE40.20-P-1001-07BA	Total front axle toe at vehicle level	+5.80°	∠°	-	-
		+4.85°	∠°	-	-
		+4.20°	∠°	-	-
		+4.16°	∠°	-	-
		+4.08°	∠°	-	-
		+2.67°	∠°	-	-
		+2.66°	∠°	-	-
		+2.60°	∠°	-	-
		+2.56°	∠°	-	-
		+1.49°	∠°	-	-
		+1.18°	∠°	-	-
		+0.27°	∠°	0° 9' (±10')	-
		+0.25°	∠°	-	0° 9' (±10')
		+0.12°	∠°	-	-

Check values for front axle toe

Number	Designation			Model 212.1 with code 482	Model 212.1 with code 485
BE40.20-P-1001-07BA	Total front axle toe at vehicle level	+5.80°	∠°	-	-
		+4.85°	∠°	-	-
		+4.20°	∠°	-	-
		+4.16°	∠°	-	-
		+4.08°	∠°	0° 9' (±10')	-
		+2.67°	∠°	-	-
		+2.66°	∠°	-	-
		+2.60°	∠°	-	-
		+2.56°	∠°	-	0° 9' (±10')
		+1.49°	∠°	-	-
		+1.18°	∠°	-	-
		+0.27°	∠°	-	-
		+0.25°	∠°	-	-
		+0.12°	∠°	-	-

Check values for front axle toe

Number	Designation			Model 212.2 with code 485, except 4MATIC	Model 212.2 with code 485, with 4MATIC
BE40.20-P-1001-07BA	Total front axle toe at vehicle level	+5.80°	∠°	-	-
		+4.85°	∠°	-	-
		+4.20°	∠°	-	-
		+4.16°	∠°	-	-
		+4.08°	∠°	-	-
		+2.67°	∠°	-	-
		+2.66°	∠°	-	0° 9' (±10')
		+2.60°	∠°	-	-
		+2.56°	∠°	0° 9' (±10')	-
		+1.49°	∠°	-	-
		+1.18°	∠°	-	-
		+0.27°	∠°	-	-
		+0.25°	∠°	-	-
		+0.12°	∠°	-	-

Check values for front axle toe

Number	Designation			Model 212.2 with code 486/677, except 4MATIC	Model 212.2 with code 486/677, with 4MATIC
BE40.20-P-1001-07BA	Total front axle toe at vehicle level	+5.80°	∠°	-	-
		+4.85°	∠°	-	-
		+4.20°	∠°	-	-
		+4.16°	∠°	-	-
		+4.08°	∠°	-	-
		+2.67°	∠°	-	-
		+2.66°	∠°	-	-
		+2.60°	∠°	-	-
		+2.56°	∠°	-	-
		+1.49°	∠°	-	-
		+1.18°	∠°	-	-
		+0.27°	∠°	-	-
		+0.25°	∠°	-	0° 9' (±10')
		+0.12°	∠°	0° 9' (±10')	-

Check values for front axle toe

Number	Designation			MODEL 212.025/056/072 with CODEZ04	Model 212 AMG up to 11.2011, except 4MATIC
BE40.20-P-1001-07BA	Total front axle toe at vehicle level	+5.80°	∠°	-	-
		+4.85°	∠°	-	-
		+4.20°	∠°	-	-
		+4.16°	∠°	-	0° 30' (±7')
		+4.08°	∠°	-	-
		+2.67°	∠°	-	0° 20' (±7')
		+2.66°	∠°	-	-
		+2.60°	∠°	-	-
		+2.56°	∠°	-	-
		+1.49°	∠°	-	-
		+1.18°	∠°	-	0° 10' (±7')
		+0.27°	∠°	-	-
		+0.25°	∠°	0° 9' (±10')	-
		+0.12°	∠°	-	-

Check values for front axle toe

Number	Designation			Model 212 AMG as of 12.2011, except 4MATIC	Model 212 AMG with 4MATIC
BE40.20-P-1001-07BA	Total front axle toe at vehicle level	+5.80°	∠°	-	0° 30' (±7')

	+4.85°	∠°	-	-
	+4.20°	∠°	-	0° 18' (±7')
	+4.16°	∠°	0° 30' (±7')	-
	+4.08°	∠°	-	-
	+2.67°	∠°	0° 20' (±7')	-
	+2.66°	∠°	-	-
	+2.60°	∠°	-	0° 7' (±7')
	+2.56°	∠°	-	-
	+1.49°	∠°	-	-
	+1.18°	∠°	0° 10' (±7')	-
	+0.27°	∠°	-	-
	+0.25°	∠°	-	-
	+0.12°	∠°	-	-

Check values for front axle toe

Number	Designation			Model 207 with code 483/485/486 except 4Matic	Model 207 with 4Matic
BE40.20-P-1001-07I	Total front axle toe at vehicle level	-2.06°	∠°	-	0° 10' (±10')
		-0.34°	∠°	-	0° 10' (±10')
		+1.38°	∠°	-	0° 10' (±10')
		+4.13°	∠°	0° 10' (±10')	-
		+5.72°		0° 10' (±10')	-
		+7.31°		0° 10' (±10')	-

Check values for front axle toe

Number	Designation			Model 166.0 except code 489/491/Z04/Z05	Model 166.0 with code 489, model 166.8
BE40.20-P-1001-07M	Total front axle toe at vehicle level	5.26°	∠°	-	0° 14' (±7')
		6.49°	∠°	-	-
		7.97°	∠°	-	-
		9.07°	∠°	0° 25' (±7')	-

Check values for front axle toe

Number	Designation			Model 166.0 with code 491	Model 166.0 with code Z04/Z05
BE40.20-P-1001-07M	Total front axle toe at vehicle level	5.26°	∠°	-	0° 14' (±7')
		6.49°	∠°	-	-
		7.97°	∠°	0° 25' (±7')	-
		9.07°	∠°	-	-

Check values for front axle toe

Number	Designation			Model 166 AMG	Model 292 except code 489
BE40.20-P-1001-07M	Total front axle toe at vehicle level	5.26°	∠°	0° 14' (±7')	-
		6.49°	∠°	-	0° 23' (±7')
		7.97°	∠°	-	-
		9.07°	∠°	-	-

Check values for front axle toe

Number	Designation			Model 292 with code 489	Model 292 AMG
BE40.20-P-1001-07M	Total front axle toe at vehicle level	5.26°	∠°	0° 14' (±7')	0° 14' (±7')
		6.49°	∠°	-	-
		7.97°	∠°	-	-
		9.07°	∠°	-	-

Test and adjustment values for front axle toe

Number	Designation			Model 172.403/447/448/457 up to model year 2015 except code 483/486	Model 172.403/447/448/457 up to model year 2015 with code 483/486
BE40.20-P-1001-07T	Total front axle toe at vehicle level	1.65°	∠°	-	0° 10' (± 10')
		2.46°	∠°	-	-
		3.26°	∠°	0° 10' (± 10')	-

Test and adjustment values for front axle toe

Number	Designation			Model 172.403/447/448/457 as of model year 2016 except code 483/486, model 172.404/431/434/438 except code 483/486	Model 172.403/447/448/457 as of model year 2016 with code 483/486, model 172.404/431/434/438 with code 483/486
BE40.20-P-1001-07T	Total front axle toe at vehicle level	1.65°	∠°	-	0° 9' (± 10')
		2.46°	∠°	-	-
		3.26°	∠°	0° 9' (± 10')	-

Test and adjustment values for front axle toe

Number	Designation			Model 172.466 AMG	Model 172.475 AMG
BE40.20-P-1001-07T	Total front axle toe at vehicle level	1.65°	∠°	-	-
		2.46°	∠°	0° 17' (± 10')	0° 13' (± 10')
		3.26°	∠°	-	-

Check values for front axle toe

Number	Designation			Model 204.0/2 up to model refinement package, with cross strut (old version), with code 482	Model 204.0/2 up to model refinement package, with cross strut (new version), with code 482
BE40.20-P-1001-07Y	Total front axle toe at vehicle level	+10.64°	∠°	-	+0° 10' (± 10')
		+10.06°	∠°	-	-
		+9.06°	∠°	+0° 10' (± 10')	-
		+8.47°	∠°	-	-
		+8.26°	∠°	-	-
		+8.16°	∠°	-	-
		+6.76°	∠°	-	-
		+6.68°	∠°	-	-
		+6.45°	∠°	-	-
		+5.88°	∠°	-	-
		+5.29°	∠°	-	-
		+5.07°	∠°	-	-
		+4.98°	∠°	-	-
		+4.92°	∠°	-	-
		+4.30°	∠°	-	-
		+2.24°	∠°	-	-
-0.34°	∠°	-	-		

Check values for front axle toe

Number	Designation			Model 204.0/2 up to model refinement package, with cross strut (old version), with code 483/486, except 4Matic	Model 204.0/2 up to model refinement package, with cross strut (new version), with code 483/486, except 4Matic
BE40.20-P-1001-07Y	Total front axle toe at vehicle level	+10.64°	∠°	-	-
		+10.06°	∠°	-	-
		+9.06°	∠°	-	-
		+8.47°	∠°	-	-
		+8.26°	∠°	-	+0° 10' (± 10')
		+8.16°	∠°	-	-
		+6.76°	∠°	-	-

+6.68°	∠°	–	–
+6.45°	∠°	–	–
+5.88°	∠°	–	–
+5.29°	∠°	–	–
+5.07°	∠°	–	–
+4.98°	∠°	–	–
+4.92°	∠°	–	–
+4.30°	∠°	+0°10' (± 10')	–
+2.24°	∠°	–	–
-0.34°	∠°	–	–

Check values for front axle toe

Number	Designation			Model 204.0/2 up to model refinement package, with cross strut (old version), with code 485/677, except 4Matic	Model 204.0/2 up to model refinement package, with cross strut (new version), with code 485/677, except 4Matic
BE40.20-P-1001-07Y	Total front axle toe at vehicle level	+10.64°	∠°	–	–
		+10.06°	∠°	–	–
		+9.06°	∠°	–	–
		+8.47°	∠°	–	–
		+8.26°	∠°	–	+0°10' (± 10')
		+8.16°	∠°	–	–
		+6.76°	∠°	–	–
		+6.68°	∠°	+0°10' (± 10')	–
		+6.45°	∠°	–	–
		+5.88°	∠°	–	–
		+5.29°	∠°	–	–
		+5.07°	∠°	–	–
		+4.98°	∠°	–	–
		+4.92°	∠°	–	–
		+4.30°	∠°	–	–
+2.24°	∠°	–	–		
-0.34°	∠°	–	–		

Check values for front axle toe

Number	Designation			Model 204.0/2 as of model refinement package, with code 482	Model 204.0/2 as of model refinement package, with code 483/486, except 4Matic
BE40.20-P-1001-07Y	Total front axle toe at vehicle level	+10.64°	∠°	+0°10' (± 10')	–
		+10.06°	∠°	–	–
		+9.06°	∠°	–	–
		+8.47°	∠°	–	–
		+8.26°	∠°	–	+0°10' (± 10')
		+8.16°	∠°	–	–
		+6.76°	∠°	–	–
		+6.68°	∠°	–	–
		+6.45°	∠°	–	–
		+5.88°	∠°	–	–
		+5.29°	∠°	–	–
		+5.07°	∠°	–	–
		+4.98°	∠°	–	–
		+4.92°	∠°	–	–
		+4.30°	∠°	–	–
+2.24°	∠°	–	–		
-0.34°	∠°	–	–		

Check values for front axle toe

Number	Designation			Model 204.0/2 as of model refinement package, with code 485, except 4Matic	Model 204.0/2 as of model refinement package, with code 677, except 4Matic
BE40.20-P-1001-07Y	Total front axle toe at vehicle level	+10.64°	∠°	–	–

+10.06°	∠°	-	-
+9.06°	∠°	-	-
+8.47°	∠°	-	-
+8.26°	∠°	+0°10' (± 10')	+0°10' (± 10')
+8.16°	∠°	-	-
+6.76°	∠°	-	-
+6.68°	∠°	-	-
+6.45°	∠°	-	-
+5.88°	∠°	-	-
+5.29°	∠°	-	-
+5.07°	∠°	-	-
+4.98°	∠°	-	-
+4.92°	∠°	-	-
+4.30°	∠°	-	-
+2.24°	∠°	-	-
-0.34°	∠°	-	-

Check values for front axle toe

Number	Designation			Model 204.3 with code 483/486, except code P84, except 4Matic	Model 204.3 with code 677, except 4Matic
BE40.20-P-1001-07Y	Total front axle toe at vehicle level	+10.64°	∠°	-	-
		+10.06°	∠°	-	-
		+9.06°	∠°	-	-
		+8.47°	∠°	-	-
		+8.26°	∠°	+0°10' (± 10')	+0°10' (± 10')
		+8.16°	∠°	-	-
		+6.76°	∠°	-	-
		+6.68°	∠°	-	-
		+6.45°	∠°	-	-
		+5.88°	∠°	-	-
		+5.29°	∠°	-	-
		+5.07°	∠°	-	-
		+4.98°	∠°	-	-
		+4.92°	∠°	-	-
		+4.30°	∠°	-	-
		+2.24°	∠°	-	-
-0.34°	∠°	-	-		

Check values for front axle toe

Number	Designation			Model 204.3 with code P84	Model 204.0/2/3 with 4Matic, with code 486
BE40.20-P-1001-07Y	Total front axle toe at vehicle level	+10.64°	∠°	-	-
		+10.06°	∠°	-	-
		+9.06°	∠°	-	-
		+8.47°	∠°	-	-
		+8.26°	∠°	-	-
		+8.16°	∠°	-	-
		+6.76°	∠°	-	-
		+6.68°	∠°	-	-
		+6.45°	∠°	-	-
		+5.88°	∠°	-	-
		+5.29°	∠°	-	-
		+5.07°	∠°	-	-
		+4.98°	∠°	-	-
		+4.92°	∠°	+0°10' (± 10')	-
		+4.30°	∠°	-	-
		+2.24°	∠°	-	-
-0.34°	∠°	-	+0°10' (± 10')		

Check values for front axle toe

Number	Designation			Model 204.0/2/3 with 4Matic, with code 677	Model 204.0/2 AMG, up to model refinement package
BE40.20-P-1001-07Y	Total front axle toe at vehicle level	+10.64°	∠°	–	–
		+10.06°	∠°	–	–
		+9.06°	∠°	–	–
		+8.47°	∠°	–	–
		+8.26°	∠°	–	–
		+8.16°	∠°	–	–
		+6.76°	∠°	–	–
		+6.68°	∠°	–	–
		+6.45°	∠°	–	+0°20' (± 10')
		+5.88°	∠°	–	–
		+5.29°	∠°	–	–
		+5.07°	∠°	–	–
		+4.98°	∠°	–	–
		+4.92°	∠°	–	–
		+4.30°	∠°	–	–
+2.24°	∠°	+0°10' (± 10')	–		
-0.34°	∠°	–	–		

Check values for front axle toe

Number	Designation			Model 204.0/2 AMG, as of model refinement package, model 204.3 AMG, except code P98	Model 204.3 AMG, with code P98
BE40.20-P-1001-07Y	Total front axle toe at vehicle level	+10.64°	∠°	–	–
		+10.06°	∠°	–	–
		+9.06°	∠°	–	–
		+8.47°	∠°	–	–
		+8.26°	∠°	–	–
		+8.16°	∠°	–	–
		+6.76°	∠°	+0°21' (± 10')	–
		+6.68°	∠°	–	–
		+6.45°	∠°	–	–
		+5.88°	∠°	–	–
		+5.29°	∠°	–	–
		+5.07°	∠°	–	+0°15' (± 10')
		+4.98°	∠°	–	–
		+4.92°	∠°	–	–
		+4.30°	∠°	–	–
+2.24°	∠°	–	–		
-0.34°	∠°	–	–		

Check values for front axle toe

Number	Designation			Model 204.9 with code 485, except code 460/494/830	Model 204.9 as of model refinement package, with code 491, except code 460/494/830
BE40.20-P-1001-07ZA	Total front axle toe at vehicle level	+10.06°	∠°	–	–
		+8.47°	∠°	–	–
		+8.16°	∠°	+0° 10' (± 10')	–
		+5.29°	∠°	–	+0° 10' (± 10')
		+4.98°	∠°	–	–

Check values for front axle toe

Number	Designation			Model 204.9 with code 482	Model 204.9 with code 486
BE40.20-P-1001-07ZA	Total front axle toe at vehicle level	+10.06°	∠°	+0° 10' (± 10')	–
		+8.47°	∠°	–	–
		+8.16°	∠°	–	–
		+5.29°	∠°	–	–
		+4.98°	∠°	–	+0° 10' (± 10')

Check values for front axle toe

Number	Designation			Model 204.9 with code 460/494/830
BE40.20-P-1001-07ZA	Total front axle toe at vehicle level	+10.06°	∠°	–
		+8.47°	∠°	+0° 10' (± 10')
		+8.16°	∠°	–
		+5.29°	∠°	–
		+4.98°	∠°	–

Check values for front axle toe

Number	Designation			Model 218.3 except 4MATIC, except code 489	Model 218.9 except 4MATIC, except code 489
BE40.20-P-1002-07R	Total front axle toe at vehicle level	-1.16°	∠°	–	–
		-0.49°	∠°	–	–
		+0.18°	∠°	–	–
		+0,85	∠°	–	–
		+1.08°	∠°	0° 10' (± 10')	0° 10' (± 10')
		+1.18°	∠°	–	–
		+1.52°	∠°	–	–
		+2.19°	∠°	–	–
		+2.59°	∠°	0° 10' (± 10')	0° 10' (± 10')
		+2.60°	∠°	–	–
		+2.67°	∠°	–	–
		+4.09°	∠°	0° 10' (± 10')	0° 10' (± 10')
		+4.16°	∠°	–	–
		+4.20°	∠°	–	–
+5.80°	∠°	–	–		

Check values for front axle toe

Number	Designation			MODEL 218 except 4MATIC, with CODE 489	Model 218.3 with 4MATIC, except CODE 489
BE40.20-P-1002-07R	Total front axle toe at vehicle level	-1.16°	∠°	–	0° 10' (± 10')
		-0.49°	∠°	–	–
		+0.18°	∠°	–	0° 10' (± 10')
		+0,85	∠°	–	–
		+1.08°	∠°	0° 10' (± 10')	–
		+1.18°	∠°	–	–
		+1.52°	∠°	–	0° 10' (± 10')
		+2.19°	∠°	–	–
		+2.59°	∠°	0° 10' (± 10')	–
		+2.60°	∠°	–	–
		+2.67°	∠°	–	–
		+4.09°	∠°	0° 10' (± 10')	–
		+4.16°	∠°	–	–
		+4.20°	∠°	–	–
+5.80°	∠°	–	–		

Check values for front axle toe

Number	Designation			MODEL 218.9 with 4MATIC, except code 489	MODEL 218 with 4MATIC, with code 489
BE40.20-P-1002-07R	Total front axle toe at vehicle level	-1.16°	∠°	–	–
		-0.49°	∠°	0° 10' (± 10')	0° 10' (± 10')
		+0.18°	∠°	–	–
		+0,85	∠°	0° 10' (± 10')	0° 10' (± 10')
		+1.08°	∠°	–	–
		+1.18°	∠°	–	–
		+1.52°	∠°	–	–
		+2.19°	∠°	0° 10' (± 10')	0° 10' (± 10')
		+2.59°	∠°	–	–



+2.60°	∠°	–	–
+2.67°	∠°	–	–
+4.09°	∠°	–	–
+4.16°	∠°	–	–
+4.20°	∠°	–	–
+5.80°	∠°	–	–

Check values for front axle toe

Number	Designation			Model 218.3 AMG up to 11.2011	Model 218.3 AMG as of 12.2011 except 4MATIC
BE40.20-P-1002-07R	Total front axle toe at vehicle level	-1.16°	∠°	–	–
		-0.49°	∠°	–	–
		+0.18°	∠°	–	–
		+0,85	∠°	–	–
		+1.08°	∠°	–	–
		+1.18°	∠°	0° 10' (±7')	0° 10' (±7')
		+1.52°	∠°	–	–
		+2.19°	∠°	–	–
		+2.59°	∠°	–	–
		+2.60°	∠°	–	–
		+2.67°	∠°	0° 20' (±7')	0° 20' (±7')
		+4.09°	∠°	–	–
		+4.16°	∠°	0° 30' (±7)	0° 30' (±7)
		+4.20°	∠°	–	–
+5.80°	∠°	–	–		

Check values for front axle toe

Number	Designation			Model 218.9 AMG except 4MATIC	Model 218.3/9 AMG with 4MATIC
BE40.20-P-1002-07R	Total front axle toe at vehicle level	-1.16°	∠°	–	–
		-0.49°	∠°	–	–
		+0.18°	∠°	–	–
		+0,85	∠°	–	–
		+1.08°	∠°	–	–
		+1.18°	∠°	0° 10' (±7')	–
		+1.52°	∠°	–	–
		+2.19°	∠°	–	–
		+2.59°	∠°	–	–
		+2.60°	∠°	–	0° 7' (±7)
		+2.67°	∠°	0° 20' (±7')	–
		+4.09°	∠°	–	–
		+4.16°	∠°	0° 30' (±7)	–
		+4.20°	∠°	–	0° 18' (±7)
+5.80°	∠°	–	0° 30' (±7)		

Test and adjustment values for front axle toe

Number	Designation			Model 172.403/447/448/457 up to model year 2015 except code 483/486	Model 172.403/447/448/457 up to model year 2015 with code 483/486
BE40.20-P-1002-07T	Permissible difference in front axle toe between right and left sides of vehicle		∠°	± 10'	± 10'

Test and adjustment values for front axle toe

Number	Designation			Model 172.403/447/448/457 as of model year 2016 except code 483/486, model 172.404/431/434/438 except code 483/486	Model 172.403/447/448/457 as of model year 2016 with code 483/486, model 172.404/431/434/438 with code 483/486

BE40.20-P-1002-07T	Permissible difference in front axle toe between right and left sides of vehicle	∠°	± 10'	± 10'
--------------------	--	----	-------	-------

**Test and adjustment values for front axle toe**

Number	Designation		Model 172.466 AMG	Model 172.475 AMG
BE40.20-P-1002-07T	Permissible difference in front axle toe between right and left sides of vehicle	∠°	± 10'	± 10'

**Nm** Tie rod

Number	Designation		Model 166	Model 292
BA46.40-P-1001-01K	Self-locking nut, tie rod to inner tie rod	Nm	77	77

**Nm** Tie rod

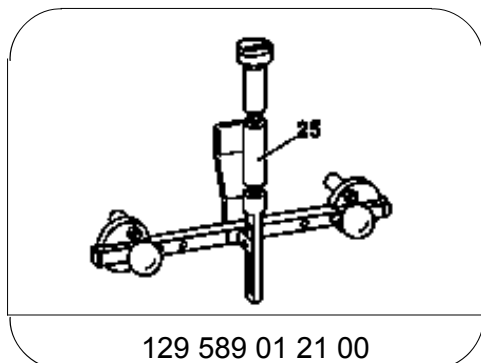
Number	Designation		Model 172
BA46.40-P-1002-01E	Lock nut, tie rod to inner tie rod	Nm	65

**Nm** Tie rod

Number	Designation		Model 204	Model 207
BA46.40-P-1002-01N	Jam nut, tie rod to inner tie rod	Nm	65	65

**Nm** Tie rod

Number	Designation		Model 212	Model 218
BA46.40-P-1002-01N	Jam nut, tie rod to inner tie rod	Nm	65	65



129 589 01 21 00

Retainer device