

Document number: pe54.21-p-2106-97dae

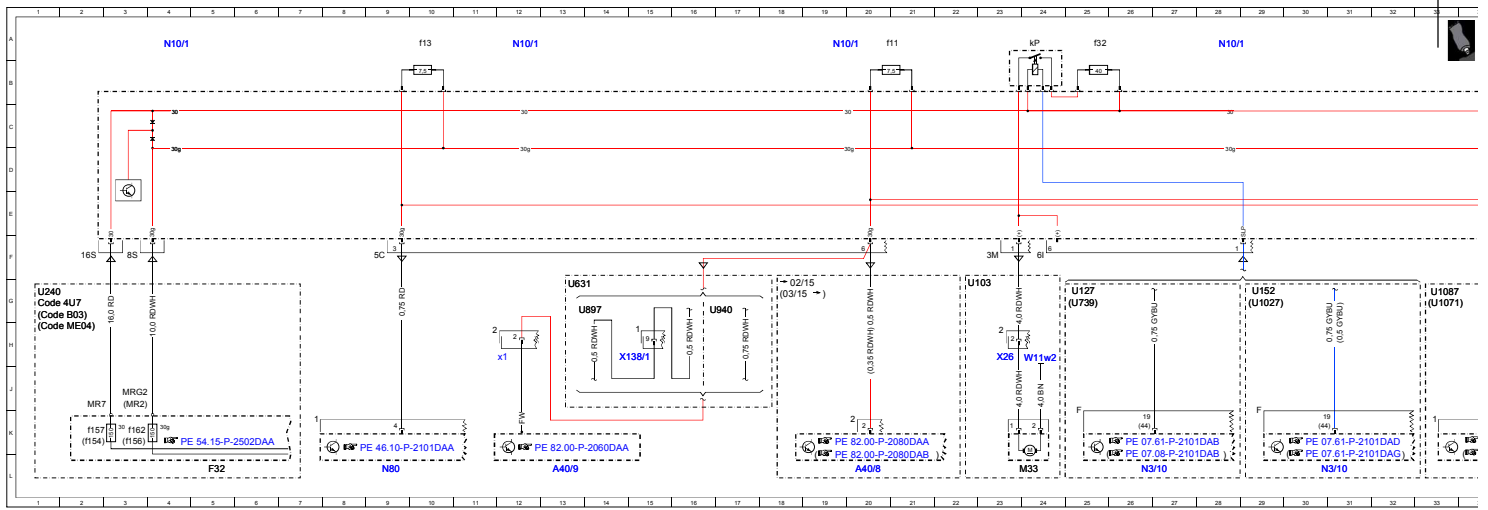
Document title: Wiring diagram of front SAM control unit with fuse and relay module (N10/1)

Code:	Designation:	Position:
A0	Color code key	80A
A2/30	Navigation module	40L
A2/30-1	Cradle for navigation module	37K
A40/11	Multifunction camera	35L
A40/13	Stereo multifunction camera	35L
A40/8	Audio/COMAND display	20L
A40/9	Audio/COMAND control panel	13L
A40/9x1	Audio/COMAND control panel electrical connector	12H
Code 4U7	Start/stop voltage dip protection	1G
Code 505	Radio 20 NTG5, non-navigation-capable	42G
Code 508	Navigation module preinstallation	37G
Code 509	Navigation module	37G
Code 522	Audio 20 radio	42G
Code 531	COMAND APS	42G
Code B03	ECO start/stop function	1G
Code ME04	Hybrid drive 20 KW VARIANT	1H
F32	Front electrical prefuse box	5L
F32f154	Prefuse 154	2K
F32f156	Prefuse 156	3K
F32f157	Prefuse 157	2K
F32f162	Prefuse 162	3K
M33	Electric air pump	24L
M4/13	COMAND fan motor	44L
N10/1	Front SAM control unit with fuse and relay module	4A
N10/1	Front SAM control unit with fuse and relay module	12A
N10/1	Front SAM control unit with fuse and relay module	19A
N10/1	Front SAM control unit with fuse and relay module	28A
N10/1	Front SAM control unit with fuse and relay module	36A
N10/1	Front SAM control unit with fuse and relay module	44A
N10/1	Front SAM control unit with fuse and relay module	52A
N10/1	Front SAM control unit with fuse and relay module	61A
N10/1	Front SAM control unit with fuse and relay module	71A
N10/1f11	Fuse 11	20A
N10/1f13	Fuse 13	10A
N10/1f23	Fuse 23	48A
N10/1f32	Fuse 32	25A
N10/1kP	Secondary air injection relay	24A
N10/2	Rear SAM control unit with fuse and relay module	49L
N3/10	ME-SFI [ME] control unit	26L
N3/10	ME-SFI [ME] control unit	31L
N3/10	ME-SFI [ME] control unit	52L
N3/10	ME-SFI [ME] control unit	56L
N3/9	CDI control unit	53L
N3/9	CDI control unit	64L
N3/9	CDI control unit	60L
N80	Steering column module control unit	9L
U1018	Valid for gasoline engine 276	73G
U1027	Valid for gasoline engine 271 continuous fuel injection system (electronic)	29G
U1027	Valid for gasoline engine 271 continuous fuel injection system (electronic)	51G
U1027	Valid for gasoline engine 271 continuous fuel injection system (electronic)	72G
U103	Valid for secondary air injection	22G
U1032	Valid for engine 278 and 157	73G
U1071	Valid for stereo multifunction camera	33G
U1087	Valid for mono multifunction camera	33G
U127	Valid for combustion engines 272 and 273 KE	25G
U127	Valid for combustion engines 272 and 273 KE	69G
U152	Valid for gasoline engine 156	29G

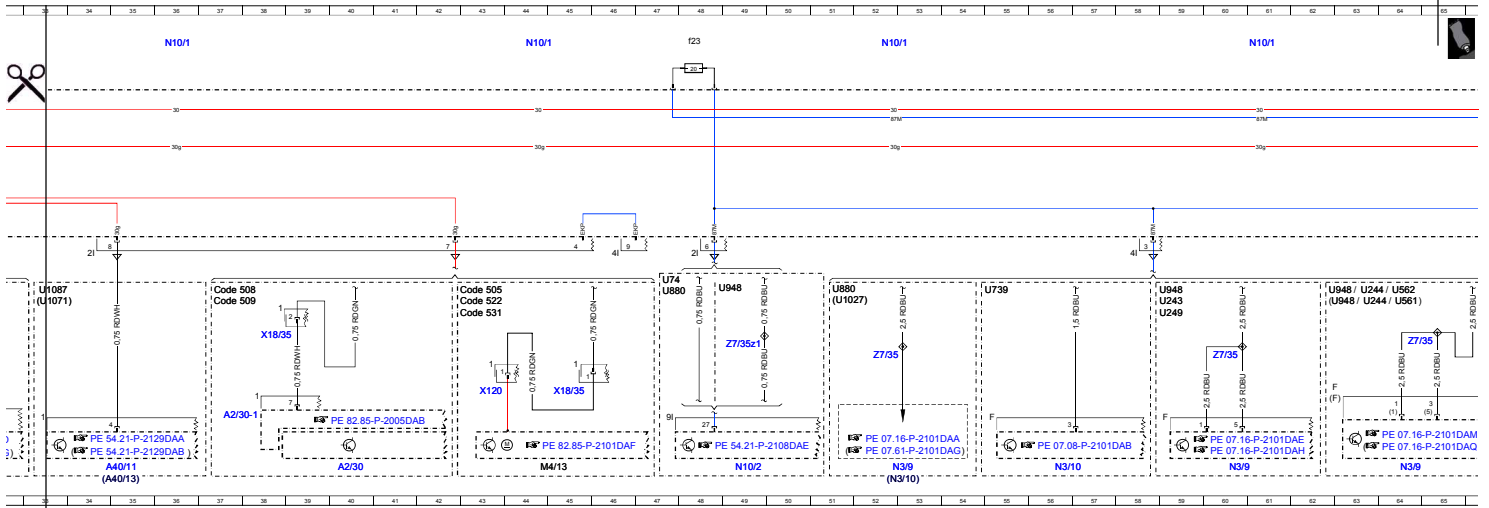
Document number: pe54.21-p-2106-97dae

Document title: Wiring diagram of front SAM control unit with fuse and relay module (N10/1)

Code:	Designation:	Position:
U152	Valid for gasoline engine 156	66G
U157	Valid for combustion engine 272 DE	71G
U240	Valid for all except ECO start/stop function	1G
U243	Valid for diesel engine 651 with all-wheel drive	58G
U244	Valid for BlueTEC	63G
U244	Valid for BlueTEC	63G
U249	Valid for diesel engine 651 without all-wheel drive	58G
U362	Valid for gasoline engine 274	73G
U561	Valid for Delphi system	64G
U562	Valid for Bosch system	64G
U631	Valid for COMAND	13G
U739	Valid for gasoline engine 271 DE	25G
U739	Valid for gasoline engine 271 DE	54G
U739	Valid for gasoline engine 271 DE	66G
U74	Valid for diesel engines	47G
U880	Valid for diesel engine 642	47G
U880	Valid for diesel engine 642	51G
U880	Valid for diesel engine 642	68G
U897	Valid for intelligent servo module for DIRECT SELECT	13G
U940	Valid without DIRECT SELECT	16G
U948	Valid for diesel engine 651	48G
U948	Valid for diesel engine 651	58G
U948	Valid for diesel engine 651	62G
U948	Valid for diesel engine 651	62G
U948	Valid for diesel engine 651	68G
W11w2	Right cylinder bank ground point (engine)	24H
X120	Radio fan electrical connector	43J
X138/1	Front center console electrical connector	15H
X18/35	Instrument panel and vehicle floor electrical connector	38H
X18/35	Instrument panel and vehicle floor electrical connector	45J
X26	Interior and engine wiring harness electrical connector	23H
X26	Interior and engine wiring harness electrical connector	73J
X26	Interior and engine wiring harness electrical connector	67J
X26	Interior and engine wiring harness electrical connector	68J
X26	Interior and engine wiring harness electrical connector	70J
X26	Interior and engine wiring harness electrical connector	71J
X26	Interior and engine wiring harness electrical connector	74J
Z7/35	Circuit 87 M1e connector sleeve	52H
Z7/35	Circuit 87 M1e connector sleeve	64H
Z7/35	Circuit 87 M1e connector sleeve	60H
Z7/35z1	Circuit 87 M1e connector sleeve	49H
Z7/35z1	Circuit 87 M1e connector sleeve	73L
Z7/35z1	Circuit 87 M1e connector sleeve	67L
Z7/38z1	Circuit 87 M1i connector sleeve	71L
Z7/38z1	Circuit 87 M1i connector sleeve	74L
Z7/38z2	Circuit 87 M1i connector sleeve	70L
Z7/5z1	Circuit 87 connector sleeve	68L

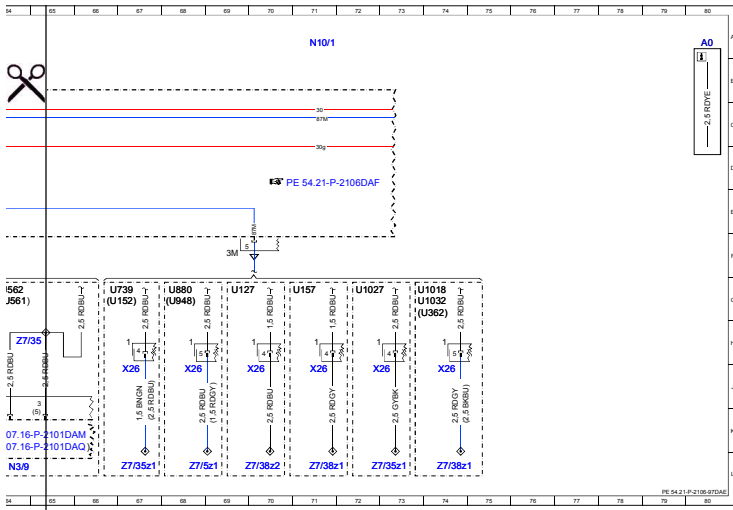


▼ Affix page 2 here ▼



Cut here

▼ Affix page 3 here ▼



Cut here