

Document number: pe82.62-p-2101-97dab
Document title: Sound amplifier control unit wiring diagram

Code: **Designation:** **Position:**

A0	Color code key	72L
B25/6	Sound system microphone	34L
Code 348	Emergency call/assistance system	29F
Code 359	TELEAID emergency call system	29F
Code 811	Extended sound system	
H4/1	Left front door speaker	6L
H4/2	Right front door speaker	8L
H4/23	Left front door speaker, mirror triangle	20L
H4/24	Right front door speaker, mirror triangle	24L
H4/27	Center instrument panel speaker	27L
H4/29	Woofer	63L
H4/29x1	Woofer electrical connector	62H
H4/3	Left rear door speaker	59L
H4/4	Right rear door speaker	61L
H4/54	Left rear surround speaker	14L
H4/57	Right rear surround speaker	17L
H4/57x1	Right rear surround speaker electrical connector	17H
H4/64	Left front door sound system woofer	56L
H4/65	Right front door sound system woofer	57L
H4/70	Left rear door sound system woofer	9L
H4/71	Right rear door sound system tweeter	11L
MOST	Media Oriented System Transport	37K
MOST	Media Oriented System Transport	37C
N10/2	Rear SAM control unit with fuse and relay module	3L
N10/2	Rear SAM control unit with fuse and relay module	53L
N10/2f67	Fuse 67	52L
N10/2f69	Fuse 69	2L
N123/4	Emergency call system control unit	31L
N40/3	Sound system amplifier control unit	4A
N40/3	Sound system amplifier control unit	36A
N40/3	Sound system amplifier control unit	43A
N40/3	Sound system amplifier control unit	20A
N40/3	Sound system amplifier control unit	28A
N40/3	Sound system amplifier control unit	12A
N40/9	Rear bass speaker amplifier	52A
N40/9	Rear bass speaker amplifier	60A
N40/9	Rear bass speaker amplifier	46A
N40/9	Rear bass speaker amplifier	66A
U57	Valid for model 212.2	14C

Document number: pe82.62-p-2101-97dab

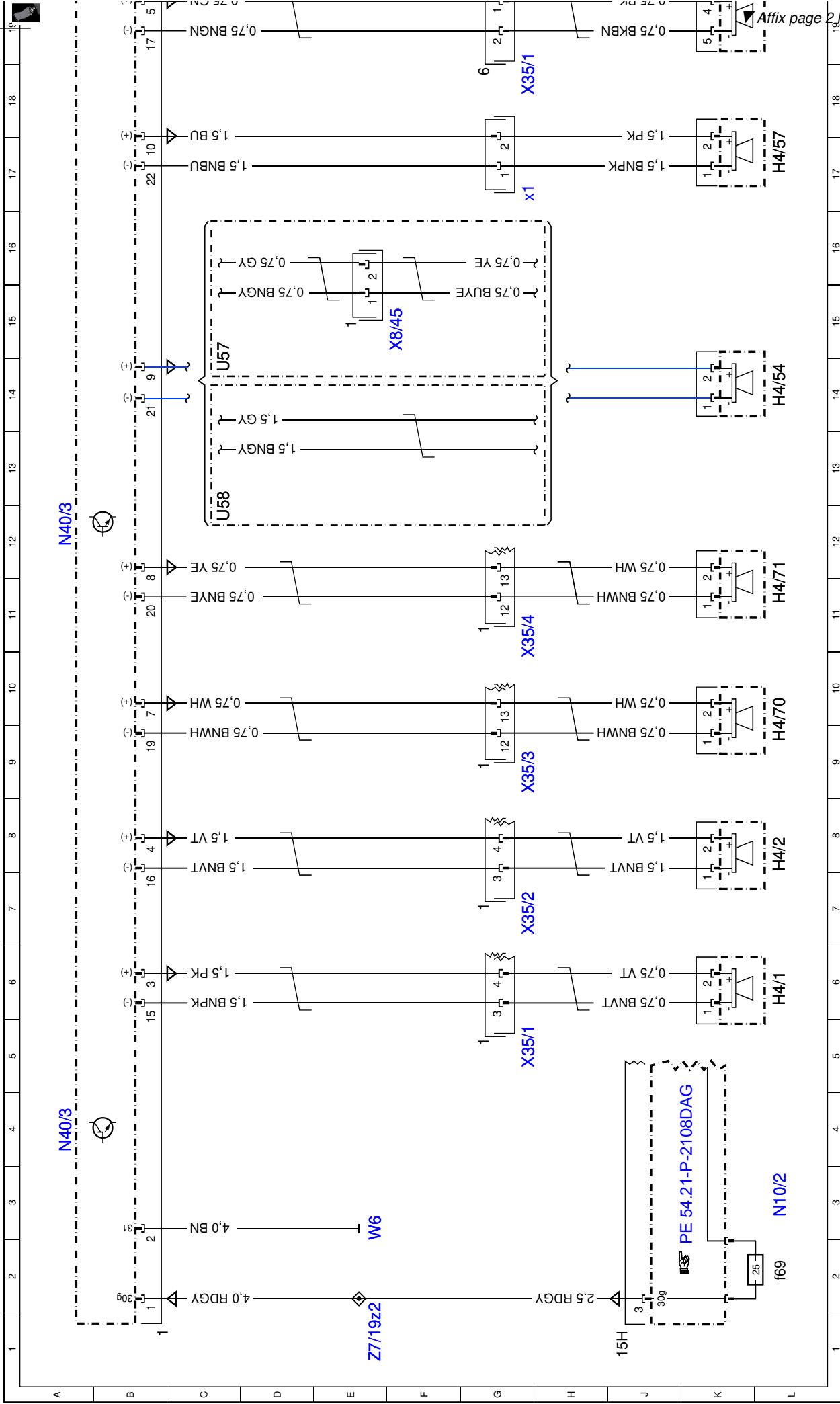
Document title: Sound amplifier control unit wiring diagram

Position:

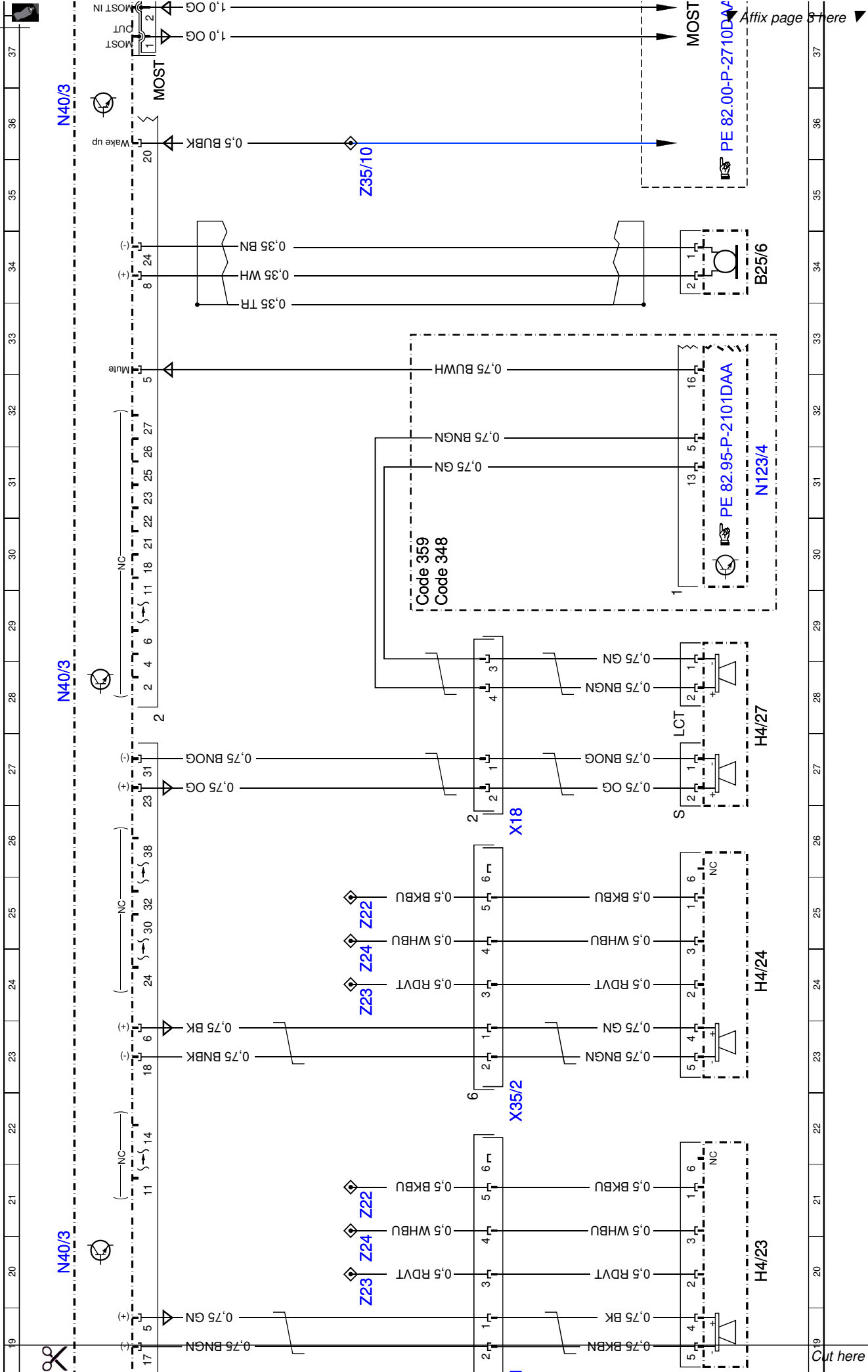
Code:

Designation:

Code	Designation	Position
U58	Valid for model 212.0/1	12C
W6	Left rear wheel well ground point	3E
W6	Left rear wheel well ground point	53E
X18	Vehicle interior and harness for taillamp electrical connector	26H
X35/1	Left front door electrical connector	5H
X35/1	Left front door electrical connector	18H
X35/1	Left front door electrical connector	55H
X35/2	Right front door electrical connector	22H
X35/2	Right front door electrical connector	57H
X35/2	Right front door electrical connector	7H
X35/3	Left rear door electrical connector	9H
X35/3	Left rear door electrical connector	59H
X35/4	Right rear door electrical connector	11H
X35/4	Right rear door electrical connector	61H
X8/45	Left vehicle interior and tailgate electrical connector	15F
Z22	Front tweeter LED luminescent band connector sleeve (- signal)	21E
Z22	Front tweeter LED luminescent band connector sleeve (- signal)	25E
Z22	Front tweeter LED luminescent band connector sleeve (- signal)	64E
Z23	Front tweeter LED luminescent band connector sleeve (+ signal)	20E
Z23	Front tweeter LED luminescent band connector sleeve (+ signal)	24E
Z23	Front tweeter LED luminescent band connector sleeve (+ signal)	65E
Z24	Front tweeter LED luminescent band connector sleeve (control signal)	20E
Z24	Front tweeter LED luminescent band connector sleeve (control signal)	24E
Z24	Front tweeter LED luminescent band connector sleeve (control signal)	64E
Z35/10	MOST wake-up signal connector sleeve	35E
Z7/19Z2	Circuit 30 (fused) connector sleeve	1E
Z7/19Z3	Circuit 30 (fused) connector sleeve	51E

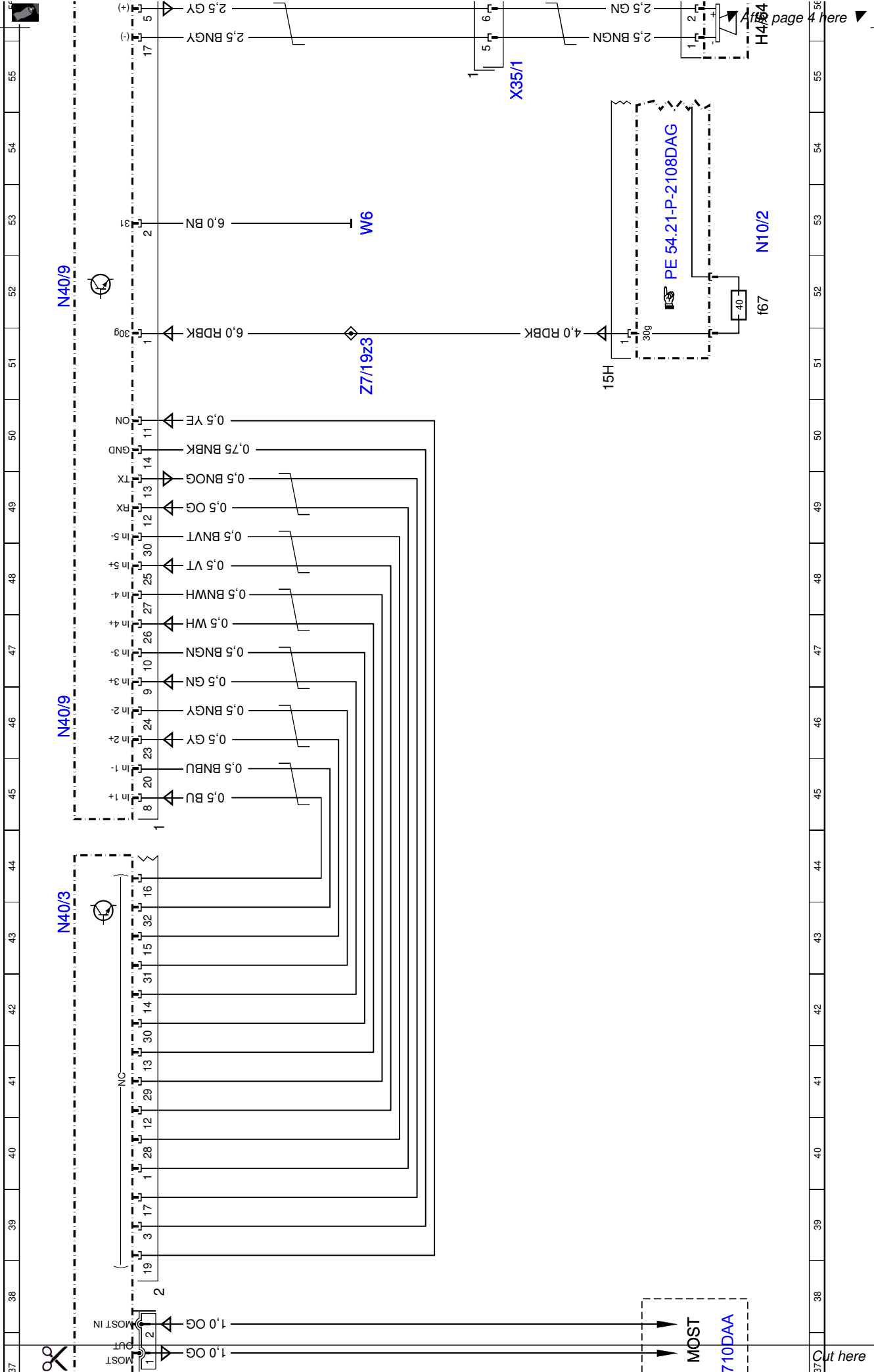


Affix page 2 here



Affix page 57 here ▼

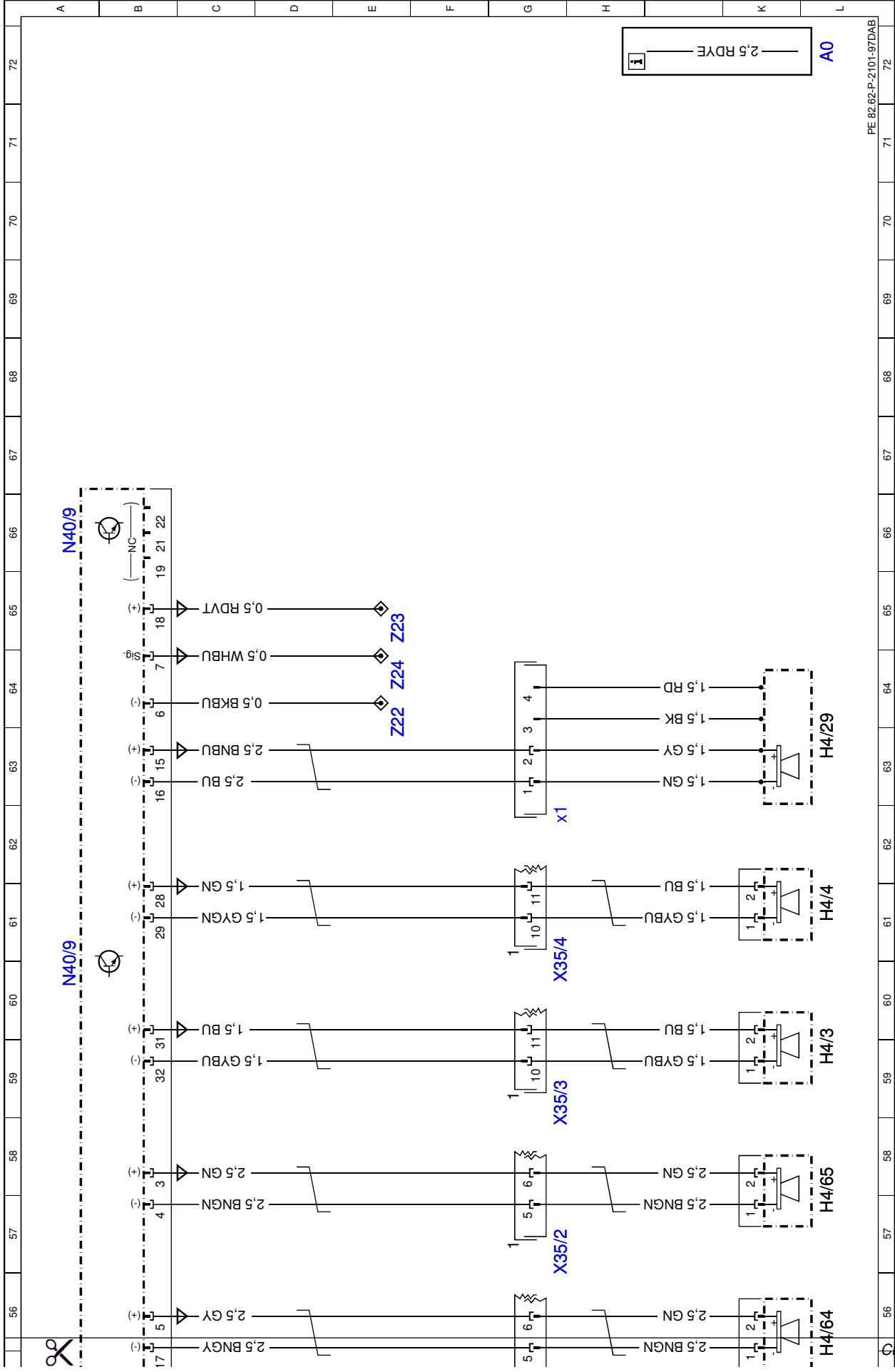
Cut here



page 4 here

37 38 39 40 41 42 43 44 45 46 47 48 49 50 51 52 53 54 55 56

Cut here



PE 82.62-P-2101-97DAB