

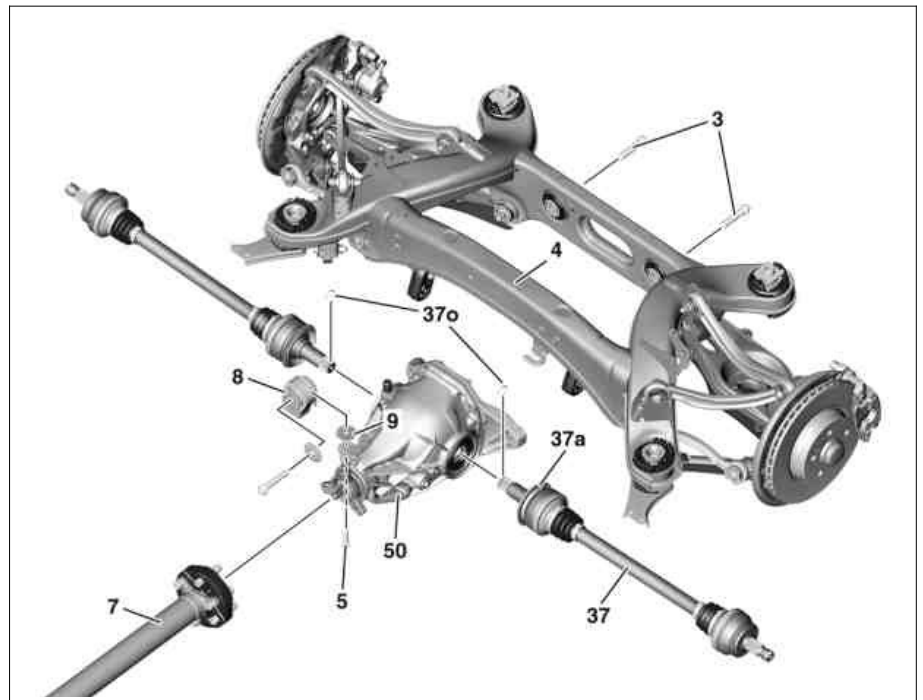
Model 212, 218

Model 231 with engine 157, 276, 278

Modification notes

28.08.2014	Füllmenge	TYP 212 AMG	BF35.31-P-1001-01T
28.08.2014	Filling capacity	MODEL 212.074/075/076/077/092/274/275/276/277/ 292	BF35.31-P-1001-01T

- 3 Bolt
- 4 Rear axle carrier
- 5 Bolt
- 7 Propeller shaft
- 8 Front rear-axle transmission mounting
- 9 Compensating washer
- 37 Left rear axle shaft
- 37a Protective ring
- 37o Retaining ring
- 50 Rear axle gear



P35.31-2213-06

	Risk of death caused by vehicle slipping or toppling off of the lifting platform.	Align vehicle between vehicle lift columns and position the four support plates at the vehicle lift support points specified by the vehicle manufacturer.	AS00.00-Z-0010-01A
	Notes on self-locking nuts and bolts		AH00.00-N-0001-01A
	Notes on repair work on suspension components		AH00.00-P-0100-01A
	Remove/install		
1	Secure vehicle on vehicle lift	Model 212, 218 MODEL 231	AR00.60-P-0100EWS AR00.60-P-0100TX
2	Remove left rear axle shaft (37)		AR35.30-P-0620EW
3	Remove left and right rear diagonal strut	Model 212.2 Model 212.2 Bolt, rear diagonal strut bracket mount to body	*BA61.10-P-1006-01H
4	Remove exhaust system from flange connection back	Model 231 with engine 157, 276, 278 Model 212, 218 with engine 157, 276, 278 Model 212 with engine 156, 272, 273 Model 212, 218 with engine 642, 651	AR49.10-P-7100RK AR49.10-P-7100EL AR49.10-P-7100EW AR49.10-P-7100EWI
5	Detach drive shaft (7) from joint flange on rear axle differential (50)	Model 212, 218 Model 231 with engine 157, 276, 278	AR41.10-P-0050EW AR41.10-P-0050RK
6	Lash down rear axle differential (50) using tensioning strap on rear axle carrier (4)		
7	Remove bolts (3) from rear of rear axle differential mounting	Bolt, rear axle differential to rear transverse bridge	*BA35.10-P-1006-01N
8	Support rear axle differential (50)	Lash to telescopic lifter.	

9	Unfasten lashing of rear axle differential (50) on rear axle carrier (4)		
10	Remove bolt (5) of front rear axle differential suspension (8)	i Installation: Install compensating washer (9) again. Nm Rear axle differential to front adapter	*BA35.10-P-1005-01N
11	Slightly lower rear axle differential (50)		
12	Secure right-hand rear axle shaft to prevent it from falling down		
13	Pry right rear axle shaft out of rear axle differential (50)	i Do not fasten assembly lever to the protective ring (37a). Support the assembly lever on the rear axle differential (50) using a socket wrench. i Installation: Replace locking ring (37o) on inner spline profile.	
14	Lower rear axle differential (50) further		
15	Install in the reverse order		
<	Check		
16	Check oil level in rear axle differential (50) and correct, if necessary	Model 212 with code 700 (Technology Local Content China) Model 212 except code 700 (Technology Local Content China) Model 218 Model 231 with engine 157, 276, 278 i Model 212 (except 212.074/075/076/077/092/274/275/276/277/292) with code 700 (Technology Local Content China)Filling capacity Loctite 272 sealing adhesive Nm Oil filler screw of rear axle differential i Model 212 (except 212.074/075/076/077/092/274/275/276/277/292) except code 700 (Technology Local Content China) Model 212.074/075/076/077/092/274/275/276/277/292 Model 218 (except 218.374/974) Model 218.374/974 Model 231 (except 231.474/479) Model 231.474 with code 471 (Manual locking differential) with code P30 (AMG Performance Package)Filling capacity Sealant, Omnifit 100H (50 g) Loctite 7063 cleaning spray (150 ml)	AR35.31-P-0520-03CWC AR35.31-P-0520-03SX *BF35.31-P-1002-01T *BR00.45-Z-1102-02A *BA35.31-P-1002-02H *BF35.31-P-1001-01T *BR00.45-Z-1061-01A *BR00.45-Z-1046-04A
17	Perform wheel alignment check	Model 231 with engine 157, 276, 278 Model 212, 218	AR40.20-P-0200R AR40.20-P-0200EW

Nm Rear axle carrier

Number	Designation		Model 212	Model 218
BA35.10-P-1005-01N	Rear axle differential to front adapter	Nm	65	65

Nm Rear axle carrier

Number	Designation		Model 231
BA35.10-P-1005-01N	Rear axle differential to front adapter	Nm	65

Nm Rear axle carrier


Number	Designation		Model 212	Model 218
BA35.10-P-1006-01N	Bolt, rear axle differential to rear transverse bridge	Nm	170	170

Nm Rear axle carrier

Number	Designation		Model 231
BA35.10-P-1006-01N	Bolt, rear axle differential to rear transverse bridge	Nm	170

 Rear axle differential housing


Number	Designation		Model 204, 212.1 with code 700 (Technology Local Content China)	Model 212.0/2 Model 212.1 except code 700 (Technology Local Content China)
BA35.31-P-1002-02H	Oil filler screw of rear axle differential	Nm	60	50

 Rear axle differential housing


Number	Designation		Model 218	Model 231
BA35.31-P-1002-02H	Oil filler screw of rear axle differential	Nm	50	50

 Frame floor assembly


Number	Designation		Model 212
BA61.10-P-1006-01H	Bolt, rear diagonal strut bracket mount to body	Nm	60

 Rear axle gear


Number	Designation		Model 212 (except 212.074/075/076/077/092/274/275/276/277/292) except code 700 (Technology Local Content China)	Model 212.074/075/076/077/092/274/275/276/277/292
BF35.31-P-1001-01T	Filling capacity	Rear axle differential 183 FE, Ø 183 mm	Liter -	-
		Sheet	-	-
		Rear axle differential 187 FE, Ø 187 mm	Liter 0,85	-
		Sheet	BB00.40-P-0235-07A	-
		Rear axle differential 200 FE, Ø 200 mm	Liter 1,0	-
		Sheet	BB00.40-P-0235-07A	-
		Rear axle differential 215 FE, Ø 215 mm	1,1	1,2
		Sheet	BB00.40-P-0235-07A	BB00.40-P-0235-61A

 Rear axle gear

Number	Designation		MODEL 218 except AMG	MODEL 218 AMG
BF35.31-P-1001-01T	Filling capacity	Rear axle differential 183 FE, Ø 183 mm	Liter -	-
		Sheet	-	-
		Rear axle differential 187 FE, Ø 187 mm	Liter -	-
		Sheet	-	-
		Rear axle differential 200 FE, Ø 200 mm	Liter 1,1	-
		Sheet	BB00.40-P-0235-07A	-
		Rear axle differential 215 FE, Ø 215 mm	1,2	1,2
		Sheet	BB00.40-P-0235-07A	BB00.40-P-0235-61A

 Rear axle gear

Number	Designation	Model 231 except AMG	Model 231 AMG
BF35.31-P-1001-01T	Filling capacity	Rear axle differential Liter 183 FE, Ø 183 mm	-
		Sheet	-
		Rear axle differential Liter 187 FE, Ø 187 mm	-
		Sheet	-
		Rear axle differential Liter 200 FE, Ø 200 mm	1,1
		Sheet	BB00.40-P-0235-07A
		Rear axle differential 215 FE, Ø 215 mm	1,2
Sheet	BB00.40-P-0235-07A	BB00.40-P-0235-61 A	

 Rear axle gear

Number	Designation	Model 212 (except 212.074/075/076/077/092/274/275/276/277/292) with code 700 (Technology Local Content China)
BF35.31-P-1002-01T	Filling capacity	Rear axle differential Liter 200 C, Ø 200 mm
		Overview of specified transmission oils
		References, approved axle gear oils
		1,0
		BB00.40-P-0231-01 A
		BB00.40-P-0235A

Repair materials

Number	Designation	Order number
BR00.45-Z-1046-04A	Loctite 7063 cleaning spray (150 ml)	A 001 986 71 71 10
BR00.45-Z-1061-01A	Sealant, Omnifit 100H (50 g)	A 002 989 23 71
BR00.45-Z-1102-02A	Loctite 272 sealing adhesive	Henkel AG & Co. KGaA http://www.loctite.de