

AR18.20-P-3471-01MMB	Bolt plan for oil filter housing		
----------------------	----------------------------------	--	--

Engine 152, 157, 278

Oil filter

Number	Designation			Engine 152	Engine 157
BA18.20-P-1002-01Z	Screw plug to oil filter housing	M12	Nm	20	20

Oil filter

Number	Designation			Engine 152	Engine 157	
BA18.20-P-1003-01Z	Bolt, oil filter housing to timing case cover	M7	Stage 1	Nm	5	5
			Stage 2	Nm	14	14
		M8	Stage 1	Nm	5	5
			Stage 2	Nm	20	20





Oil filter

Number	Designation			Engine 278
BA18.20-P-1005-01Y	Screw plug to oil filter housing	M12	Nm	20


Oil filter

Number	Designation			Engine 278	
BA18.20-P-1006-01Y	Bolt, oil filter housing to timing case cover	M7	Stage 1	Nm	5
			Stage 2	Nm	14
		M8	Stage 1	Nm	5
			Stage 2	Nm	20

Tightening sequence

- 1 Bring the oil filter housing (18) into the installation position and position screws (21 to 27), successively, as per the numerical sequence, in ascending order.
- 2 Tighten screws (21 to 27) successively, as per numerical sequence, in ascending order. Engine 278
 Engine 152
 Engine 157 
- 3 Tighten screw plug (20). Engine 278
 Engine 152
 Engine 157 

- 18 Oil filter housing
- 20 Screw plug
- 21 Screw
- 22 Screw
- 23 Screw
- 24 Screw
- 25 Screw
- 26 Screw



P18.20-2105-11

