


Engine	157, 271, 272, 273, 274, 276, 278, 642 in model 212
Engine	157, 274, 276, 278, 642, 651 in model 218
Engine	271, 272, 273, 274, 276, 278, 642, 651 in model 207
Engine	271, 272, 274, 276, 642, 646, 651 in model 204
Engine	651 in model 212 (except 212.098/298)
Engine	651 in model 221

### Modification notes

07.09.2018	Screw/bolt, rear engine support to frame floor assembly	model 204	BA22.10-P-1005-03E
07.09.2018	Screw/bolt, rear engine support to frame floor assembly	MODEL 207	BA22.10-P-1005-03E
07.09.2018	Screw/bolt, rear engine support to frame floor assembly	Model 212	BA22.10-P-1005-03E
07.09.2018	Screw/bolt, rear engine support to frame floor assembly	Model 218	BA22.10-P-1005-03E

### Shown on vehicle without 4MATIC

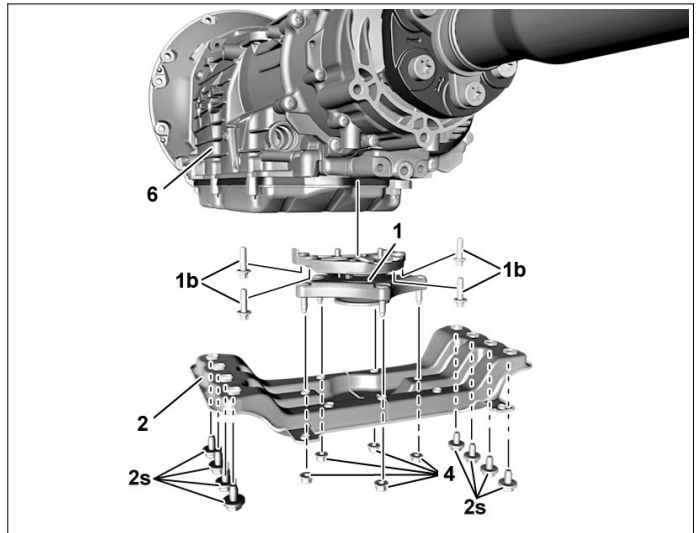
- 1 Rear engine mount
- 1a Screw
- 1b Bolts
- 2 Engine crossmember
- 2s Bolts
- 3 Holder (vehicles without 4MATIC)



P22.10-2164-11









### Shown on vehicle with 4MATIC

- 1 Rear engine mount
- 1b Bolts
- 2 Engine crossmember
- 2s Bolts
- 4 Nuts
- 6 Transmission



P22.10-2485-11

Danger	<b>Risk of death</b> when working on component parts and systems with $U \geq 30$ V alternating voltage (AC) or $U \geq 60$ V direct voltage (DC)	Do not touch damaged or defective live component parts and lines or non-insulated electrical connections and lines.	AS00.00-Z-0035-01A
Danger	<b>Risk of death</b> caused by vehicle slipping or toppling off of the lifting platform.	Align vehicle between vehicle lift columns and position the four support plates at the vehicle lift support points specified by the vehicle manufacturer.	AS00.00-Z-0010-01A
Topical note	Notes on bolted connections with self tapping screws		AH00.00-P-0007-01SF

☒ ☒	Remove/install		
1.1	Remove lower bottom sections of soundproofing	Engine 642 in model 212 Engine 642, 646, 651 in model 204.0/2 Engine 642, 651 in model 207 Engine 642, 651 in model 218 Engine 651 in model 212 (except 212.098/298) Engine 642 in model 212 Engine 642, 646, 651 in model 204.0/2 Engine 642, 651 in model 207 Engine 642, 651 in model 218 Engine 651 in model 212 (except 212.098/298)	AR94.30-P-5300EW
1.2	Remove lower engine compartment paneling	Engine 157, 271, 272, 273, 274, 276, 278 in model 212 Engine 157, 274, 276, 278 in model 218 Engine 271, 272, 273, 274, 276, 278 in model 207 Engine 271, 272, 274, 276 in model 204.0/2 Engine 271, 274, 276 in model 204.3 Engine 272, 274, 276, 642, 651 in model 204.9 Engine 651 in model 221 Engine 272, 274, 276, 642, 651 in model 204.9 Engine 651 in model 221 Engine 157, 271, 272, 273, 274, 276, 278 in model 212 Engine 157, 274, 276, 278 in model 218 Engine 271, 272, 273, 274, 276, 278 in model 207 Engine 271, 272, 274, 276 in model 204.0/2 Engine 271, 274, 276 in model 204.3	AR61.20-P-1105CY AR61.20-P-1105SX AR61.20-P-1105EW
2	Detach rear engine mount (1) from engine crossmember (2)	 Engine 157, 271, 272, 273, 274, 276, 278, 642 in model 212 Engine 157, 274, 276, 278, 642, 651 in model 218 Engine 271, 272, 273, 274, 276, 278, 642, 651 in model 207 Engine 271, 272, 274, 276, 642, 646, 651 in model 204 Engine 651 in model 212 (except 212.098/298) Rear engine mount on engine support  Engine 651 in model 221 Bolt, rear engine mount to rear engine crossmember	*BA22.10-P-1004-03E *BA22.10-P-1005-03D
3	Support transmission (6) with assembly unit mount  000 588 11 62 00 Major assembly mount  000 588 10 62 00 Support plate		WS01.00-P-0092B WS26.00-P-3309B
4	Remove screw/bolts (2s) and take off engine crossmember (2)	 Engine 651 in model 221 Bolt, rear engine crossmember to body  Engine 157, 271, 272, 273, 274, 276, 278, 642 in model 212 Engine 157, 274, 276, 278, 642, 651 in model 218 Engine 271, 272, 273, 274, 276, 278, 642, 651 in model 207 Engine 271, 272, 274, 276, 642, 646, 651 in model 204 Engine 651 in model 212 (except 212.098/298) Screw/bolt, rear engine support to frame floor assembly	*BA22.10-P-1007-03D *BA22.10-P-1005-03E
5	Remove screw/bolts (1b) and remove rear engine mount (1)	 Engine 651 in model 221 Bolt connecting rear engine mount to transmission bracket  Engine 157, 271, 272, 273, 274, 276, 278, 642 in model 212 Engine 157, 274, 276, 278, 642, 651 in model 218 Engine 271, 272, 273, 274, 276, 278, 642, 651 in model 207 Engine 271, 272, 274, 276, 642, 646, 651 in model 204 Engine 651 in model 212 (except 212.098/298) Screw/bolt, rear engine mount to bracket or transmission	*BA22.10-P-1004-03D *BA22.10-P-1003-03E
6	Install in the reverse order		

**Nm** Engine mount, engine support (engine side)

Number	Designation			Model 204	Model 207
BA22.10-P-1003-03E	Screw/bolt, rear engine mount to bracket or transmission	M8	Nm	28	28
		M10	Nm	50	50

**Nm** Engine mount, engine support (engine side)

Number	Designation			Model 212	Model 218
BA22.10-P-1003-03E	Screw/bolt, rear engine mount to bracket or transmission	M8	Nm	28	28
		M10	Nm	50	50

**Nm** Engine suspension, engine mounts, engine supports

Number	Designation		Model 221.003/103
BA22.10-P-1004-03D	Bolt connecting rear engine mount to transmission bracket	Nm	50

**Nm** Engine mount, engine support (engine side)

Number	Designation		Model 204	Model 207
BA22.10-P-1004-03E	Rear engine mount on engine support	Nm	28	28

**Nm** Engine mount, engine support (engine side)

Number	Designation		Model 212	Model 218
BA22.10-P-1004-03E	Rear engine mount on engine support	Nm	28	28

**Nm** Engine suspension, engine mounts, engine supports

Number	Designation		Model 221.003/103
BA22.10-P-1005-03D	Bolt, rear engine mount to rear engine crossmember	Nm	28

**Nm** Engine mount, engine support (engine side)

Number	Designation				Model 204	Model 207
BA22.10-P-1005-03E	Screw/bolt, rear engine support to frame floor assembly	M10x22	Silver	Nm	70	-
			Black	Nm	55	-
		M10x24	Black	Nm	-	-
			M10x38		Nm	-
		M10x20	Stage 1	Nm	30	30
			Stage 2	Nm	50	50

**Nm** Engine mount, engine support (engine side)

Number	Designation				Model 212	Model 218
BA22.10-P-1005-03E	Screw/bolt, rear engine support to frame floor assembly	M10x22	Silver	Nm	-	-
			Black	Nm	-	-
		M10x24	Black	Nm	-	-
			M10x38		Nm	-
		M10x20	Stage 1	Nm	35	35
			Stage 2	Nm	50	50

**Nm** Engine suspension, engine mounts, engine supports

<b>Number</b>	<b>Designation</b>	<b>Model 221.003/103</b>
BA22.10-P-1007-03D	Bolt, rear engine crossmember to body	Nm 45