


- Model 204.0/2 with engine 156, 271, 272, 274, 276  
 Model 204.3 with engine 156, 271, 274, 276  
 Model 207 with engine 271, 272, 273, 274, 276, 278  
 Model 212 with engine 156, 157, 271, 272, 273, 274, 276, 278  
 Model 218 with engine 157, 274, 276, 278

Shown on model 212 with engine 274


- 1 Center engine compartment paneling (without CODE 481 (Underride guard))
- 2 Underride guard plate (with CODE (481) Underride guard)
- 3 Bolts
- 4 Bolts
- 5 Front engine compartment paneling
- 6 Bolts



P61.20-2063-06






Shown on MODEL 212 with ENGINE 273

- 1 Center engine compartment paneling (without CODE 481 (Underride guard))
- 2 Underride guard plate (with CODE (481) Underride guard)
- 3 Bolts
- 4 Bolts
- 7 Rear engine compartment paneling
- 8 Bolts



P61.20-2064-06

☒ ☒	Remove/install		
<p><b>⚠ Danger!</b></p> <p>1</p>	<p><b>Risk of death</b> caused by vehicle slipping or toppling off of the lifting platform.</p> <p>Raise vehicle with vehicle lift</p>	<p>Align vehicle between vehicle lift columns and position the four support plates at the vehicle lift support points specified by the vehicle manufacturer.</p>	<p>AS00.00-Z-0010-01A</p>

2	Loosen bolts (3)	<p>Model 204.0/2 with engine 156, 271, 272, 274, 276 with code 481 (Sump shield)</p> <p>Model 204.3 with engine 156, 271, 274, 276 with code 481 (Sump shield)</p> <p>Model 207 with engine 271, 272, 273, 274, 276, 278 with code 481 (Sump shield)</p> <p>Model 212 with engine 156, 157, 271, 272, 273, 274, 276, 278 with code 481 (Sump shield)</p> <p>Model 218 with engine 157, 274, 276, 278 with code 481 (Sump shield)</p> <p>If the rear engine compartment paneling (7) is removed separately.</p> <p> Model 212 with engine 156, 157, 271, 272, 273, 274, 276, 278 with code 481 (Sump shield) Bolt, underbody protection plate</p> <p> Model 204.0/2 with engine 156, 271, 272, 274, 276 with code 430 (Offroad package) with code 481 (Sump shield)</p> <p>Model 204.3 with engine 156, 271, 274, 276 with code 430 (Offroad package) with code 481 (Sump shield)</p> <p>Model 207 with engine 271, 272, 273, 274, 276, 278 with code 481 (Sump shield)</p> <p>Model 218 with engine 157, 274, 276, 278 with code 481 (Sump shield) Screw/bolt, underride guard</p>	<p>*BA61.40-P-1003-01A</p> <p>*BA61.40-P-1001-01D</p>
3.1	Unscrew bolts (3, 4) and remove center engine compartment paneling (1)	<p>Model 204.0/2 with engine 156, 271, 272, 274, 276 except code 481 (Sump shield)</p> <p>Model 204.3 with engine 156, 271, 274, 276 except code 481 (Sump shield)</p> <p>Model 207 with engine 271, 272, 273, 274, 276, 278 except code 481 (Sump shield)</p> <p>Model 212 with engine 156, 157, 271, 272, 273, 274, 276, 278 except code 481 (Sump shield)</p> <p>Model 218 with engine 157, 274, 276, 278 except code 481 (Sump shield)</p>	
3.2	Unscrew bolts (3, 4) and remove underride guard plate (2)	<p>Model 204.0/2 with engine 156, 271, 272, 274, 276 with code 481 (Sump shield)</p> <p>Model 204.3 with engine 156, 271, 274, 276 with code 481 (Sump shield)</p> <p>Model 207 with engine 271, 272, 273, 274, 276, 278 with code 481 (Sump shield)</p> <p>Model 212 with engine 156, 157, 271, 272, 273, 274, 276, 278 with code 481 (Sump shield)</p> <p>Model 218 with engine 157, 274, 276, 278 with code 481 (Sump shield)</p> <p> Model 212 with engine 156, 157, 271, 272, 273, 274, 276, 278 with code 481 (Sump shield) Bolt, underbody protection plate</p> <p> Model 204.0/2 with engine 156, 271, 272, 274, 276 with code 430 (Offroad package) with code 481 (Sump shield)</p> <p>Model 204.3 with engine 156, 271, 274, 276 with code 430 (Offroad package) with code 481 (Sump shield)</p> <p>Model 207 with engine 271, 272, 273, 274, 276, 278 with code 481 (Sump shield)</p> <p>Model 218 with engine 157, 274, 276, 278 with code 481 (Sump shield) Screw/bolt, underride guard</p>	<p>*BA61.40-P-1003-01A</p> <p>*BA61.40-P-1001-01D</p>
4	Unscrew bolts (6) and remove front engine compartment paneling (5).	<p> Model 218 with engine 157, 274, 276, 278 The front engine compartment paneling (5) is fastened to the bumper with an additional bolt (6).</p>	
5	Unscrew bolts (8) and remove rear engine compartment paneling (7)		
6	Install in the reverse order		

**Nm** Underride guard

<b>Number</b>	<b>Designation</b>		<b>Model 204 with code 430 (Offroad package) Model 204 with code 481 (Sump shield)</b>	<b>Model 207 with code 481 (Sump shield)</b>
BA61.40-P-1001-01D	Screw/bolt, underride guard	Nm	17	17

**Nm** Underride guard

<b>Number</b>	<b>Designation</b>		<b>Model 218 with code 481 (Sump shield)</b>
BA61.40-P-1001-01D	Screw/bolt, underride guard	Nm	17

**Nm** Underbody protection

<b>Number</b>	<b>Designation</b>		<b>MODEL 212 with CODE 481</b>
BA61.40-P-1003-01A	Bolt, underbody protection plate	Nm	17