

Document number : pe00.19-p-2185-97dda
Document title : Wiring diagram of interior CAN

Code :	Designation :	Position :
A0	Use of wiring diagrams	137L
A98	Panoramic sliding sunroof control module	46L
A98/1	Sliding roof control module	42L
CAN B	Interior CAN	12K
CAN B	Interior CAN	7K
CAN B	Interior CAN	16K
CAN B	Interior CAN	20K
CAN B	Interior CAN	50K
CAN B	Interior CAN	29K
CAN B	Interior CAN	33K
CAN B	Interior CAN	37K
CAN B	Interior CAN	42K
CAN B	Interior CAN	46K
CAN B	Interior CAN	75K
CAN B	Interior CAN	80K
CAN B	Interior CAN	88K
CAN B	Interior CAN	84K
CAN B	Interior CAN	92K
CAN B	Interior CAN	97K
CAN B	Interior CAN	101K
CAN B	Interior CAN	105K
CAN B	Interior CAN	110K
CAN B	Interior CAN	115K
CAN B	Interior CAN	119K
CAN B	Interior CAN	132K
CAN B	Interior CAN	59K
CAN B	Interior CAN	63K
CAN B	Interior CAN	54K
CAN B	Interior CAN	123K
CAN B	Interior CAN	128K
Code 223	Electrically adjustable rear bench seat	24K
Code 223	Electrically adjustable rear bench seat	57E
Code 275	Memory package	121E
Code 275	Memory package	27E
Code 275	Memory package	31E
Code 275	Memory package	82E
Code 406	Multi-contour seats in rear	86E
Code 406	Multi-contour seats in rear	61E
Code 406	Multi-contour seats in rear	126E

Document number : pe00.19-p-2185-97dda
Document title : Wiring diagram of interior CAN

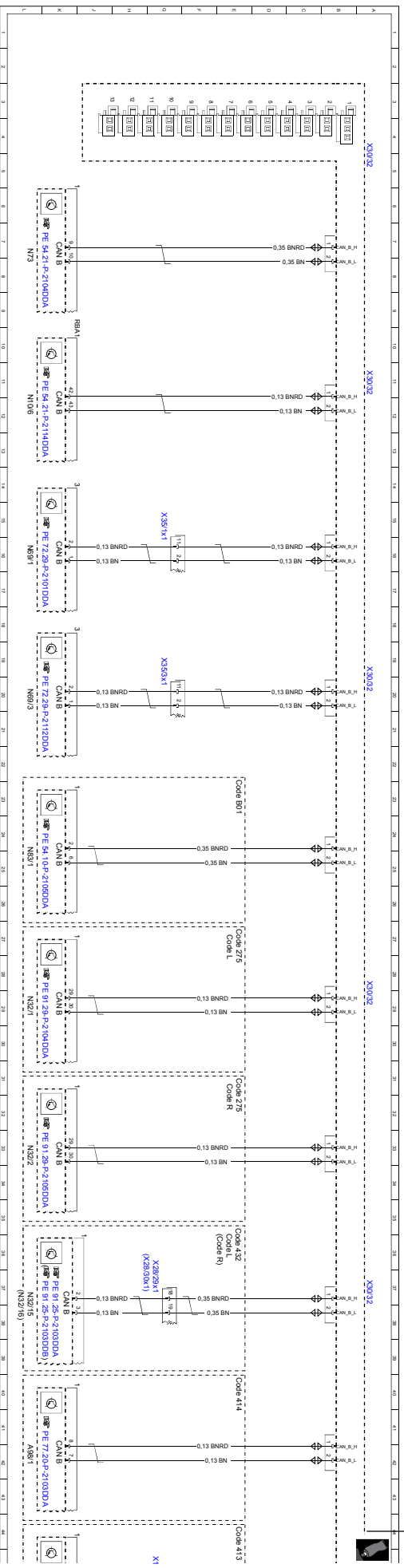
Code :	Designation :	Position :
Code 413	Panoramic sliding sunroof	44E
Code 414	Sliding roof	40E
Code 432	Left and right front dynamic multicontour seat	35E
Code 432	Left and right front dynamic multicontour seat	90E
Code 432	Left and right front dynamic multicontour seat	104E
Code 877	Ambiance illumination	117E
Code 881	Trunk lid control	48E
Code 890	EASY-PACK liftgate	52E
Code 891	Premium ambient lighting	117E
Code 965	Taxi/rental car – Pre-installation	112E
Code B01	48V technology	112E
Code FV	LONG SEDAN	22E
Code FV	LONG SEDAN	53E
Code FV	LONG SEDAN	57E
Code FV	LONG SEDAN	61E
Code FV	LONG SEDAN	122E
Code FV	LONG SEDAN	128E
Code L	LEFT-HAND DRIVE	27E
Code L	LEFT-HAND DRIVE	35E
Code L	LEFT-HAND DRIVE	86E
Code L	LEFT-HAND DRIVE	90E
Code L	LEFT-HAND DRIVE	31E
Code R	RIGHT-HAND DRIVE	35E
Code R	RIGHT-HAND DRIVE	82E
Code R	RIGHT-HAND DRIVE	90E
Code R	RIGHT-HAND DRIVE	105L
M40	Multicontour seat pneumatic pump	12L
N10/6	Front SAM control unit	97L
N10/8	Rear SAM control unit	50L
N121	Trunk lid control control unit	54L
N121/1	Tailgate control control unit	119L
N162	Ambiance illumination control unit	132L
N22/1	Climate control control unit	115L
N26/9	Special-purpose vehicle multifunction control unit	29L
N32/1	Driver seat control unit	84L
N32/1	Driver seat control unit	37L
N32/15	Left front multicontour seat control unit	92L
N32/15	Left front multicontour seat control unit	37L
N32/16	Right front multicontour seat control unit	92L
N32/16	Right front multicontour seat control unit	37L
N32/2	Front passenger seat control unit	33L

Document number : pe00.19-p-2185-97dda
Document title : Wiring diagram of interior CAN

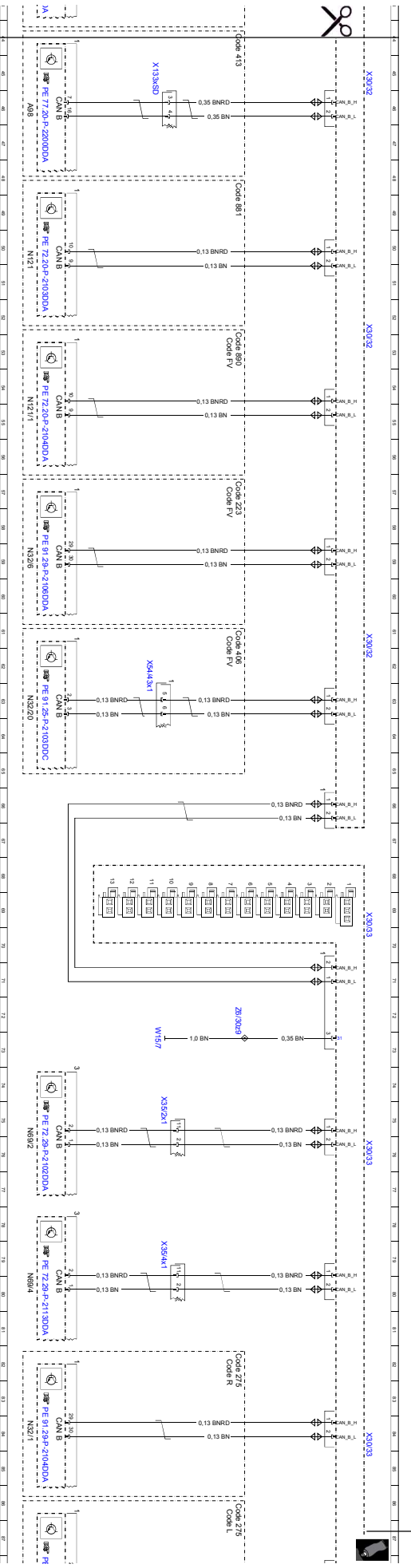
Code :	Designation :	Position :
N32/2	Front passenger seat control unit	88L
N32/20	Left rear multicontour seat control unit	63L
N32/21	Right rear multicontour seat control unit	128L
N32/5	Right rear seat control unit	124L
N32/6	Left rear seat control unit	59L
N69/1	Left front door control unit	16L
N69/2	Right front door control unit	75L
N69/3	Left rear door control unit	20L
N69/4	Right rear door control unit	80L
N69/5	KEYLESS-GO control unit	110L
N70	Overhead control panel control unit	101L
N73	Electronic ignition switch control unit	7L
N83/1	DC/DC converter control unit	25L
W15/7	Right front footwell ground point	736
X133xSD	Roof/vehicle interior electrical connector	456
X18/54x2	Front passenger cockpit/interior wiring harness electrical connector	1316
X28/29x1	Interior wiring harness/driver's seat electrical connector	376
X28/29x1	Interior wiring harness/driver's seat electrical connector	92H
X28/30x1	Interior wiring harness/front passenger seat electrical connector	37H
X28/30x1	Interior wiring harness/front passenger seat electrical connector	926
X30/32	Left interior CAN (CAN B) potential distributor electrical connector	4A
X30/32	Left interior CAN (CAN B) potential distributor electrical connector	11A
X30/32	Left interior CAN (CAN B) potential distributor electrical connector	19A
X30/32	Left interior CAN (CAN B) potential distributor electrical connector	28A
X30/32	Left interior CAN (CAN B) potential distributor electrical connector	37A
X30/32	Left interior CAN (CAN B) potential distributor electrical connector	45A
X30/32	Left interior CAN (CAN B) potential distributor electrical connector	52A
X30/32	Left interior CAN (CAN B) potential distributor electrical connector	61A
X30/33	Right interior CAN (CAN B) potential distributor electrical connector	69A
X30/33	Right interior CAN (CAN B) potential distributor electrical connector	76A
X30/33	Right interior CAN (CAN B) potential distributor electrical connector	84A
X30/33	Right interior CAN (CAN B) potential distributor electrical connector	93A
X30/33	Right interior CAN (CAN B) potential distributor electrical connector	109A
X30/33	Right interior CAN (CAN B) potential distributor electrical connector	117A
X30/33	Right interior CAN (CAN B) potential distributor electrical connector	132A
X30/33	Right interior CAN (CAN B) potential distributor electrical connector	101A
X30/33	Right interior CAN (CAN B) potential distributor electrical connector	125A
X35/1x1	Driver door electrical connector	156
X35/2x1	Front passenger door electrical connector	756

Document number : pe00.19-p-2185-97dda
Document title : Wiring diagram of interior CAN

Code :	Designation :	Position :
X35/3x1	Left rear door electrical connector	196
X35/4x1	Right rear door electrical connector	796
X54/43x1	Interior wiring harness/left rear seat backrest electrical connector	626
X54/44x1	Interior wiring harness/right rear seat backrest electrical connector	1276
Z6/30z9	Circuit 31 connector sleeve	72E

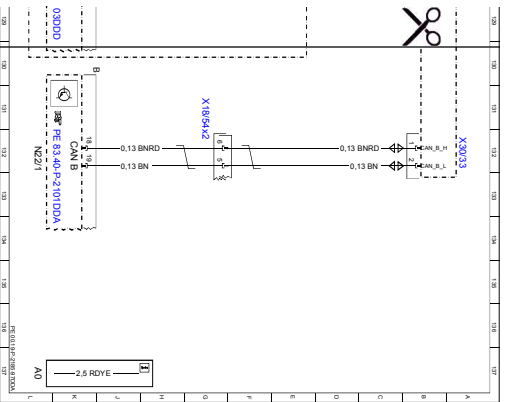


▼ Affix page 2 here ▼



Cut here

▲ Affix page 3 here



Cut here