

Document number : pe00.19-p-2195-97daa
Document title : Wiring diagram of chassis CAN

Code: **Designation:** **Position:**

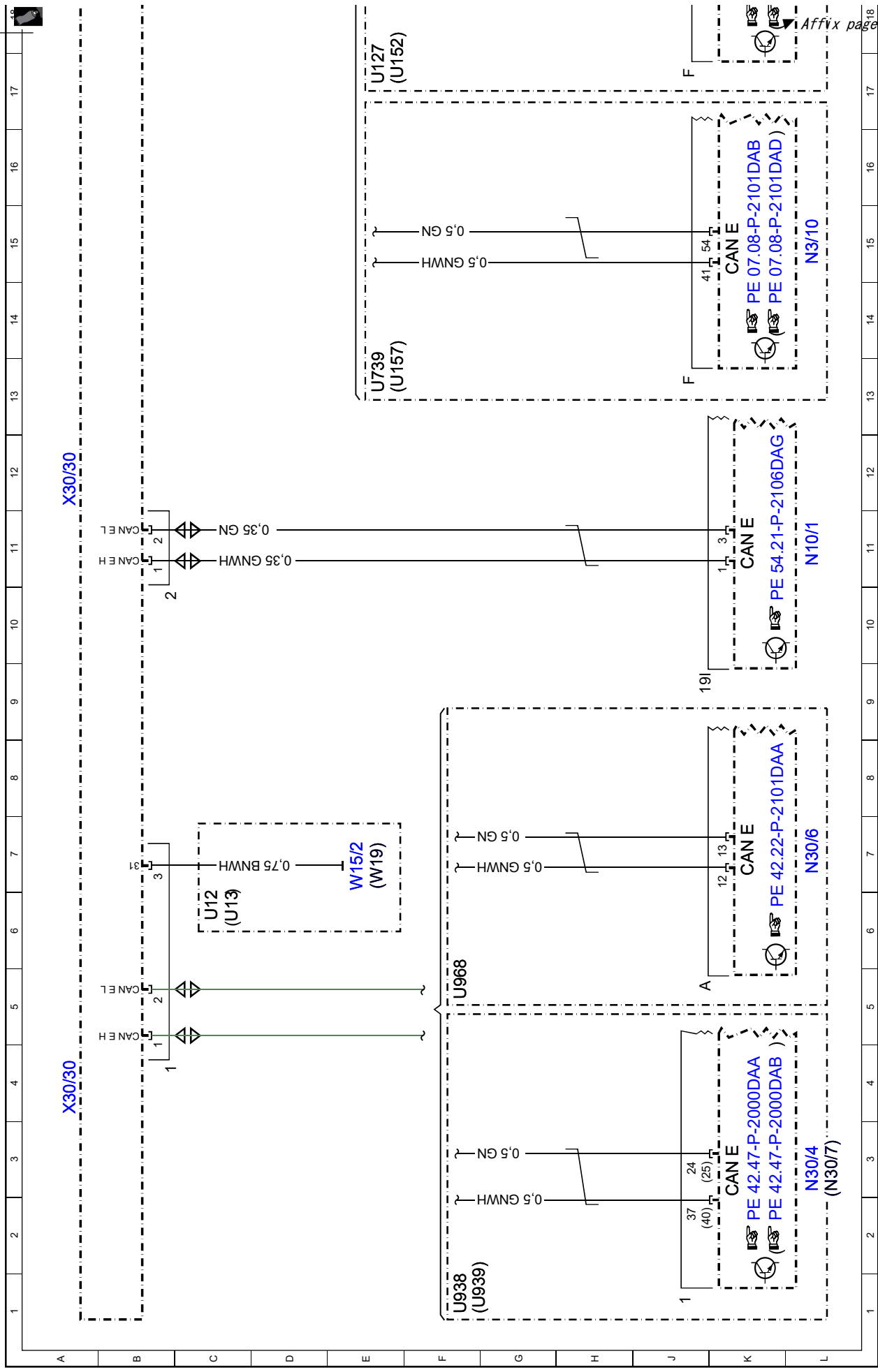
A0	Color code key	72L
A1	Instrument cluster	47L
A76	Left front reversible emergency tensioning retractor	61L
A76/1	Right front reversible emergency tensioning retractor	65L
CAN E	Chassis CAN	3K
CAN E	Chassis CAN	47K
CAN E	Chassis CAN	51K
CAN E	Chassis CAN	54K
CAN E	Chassis CAN	58K
CAN E	Chassis CAN	61K
CAN E	Chassis CAN	65K
CAN E	Chassis CAN	15K
CAN E	Chassis CAN	19K
CAN E	Chassis CAN	31K
CAN E	Chassis CAN	43K
CAN E	Chassis CAN	11K
CAN E	Chassis CAN	7K
CAN E	Chassis CAN	39K
CAN E	Chassis CAN	27K
CAN E	Chassis CAN	23K
CAN E	Chassis CAN	36K
N10/1	Front SAM control unit with fuse and relay module	43L
N10/1	Front SAM control unit with fuse and relay module	11L
N2/10	Supplemental restraint system control unit	58L
N3/10	ME-SFI [ME] control unit	15L
N3/10	ME-SFI [ME] control unit	19L
N3/10	ME-SFI [ME] control unit	39L
N3/10	ME-SFI [ME] control unit	27L
N3/10	ME-SFI [ME] control unit	23L
N3/9	CDI control unit	31L
N3/9	CDI control unit	35L
N30/4	Electronic Stability Program control unit	3L
N30/6	Regenerative braking system control unit	7L
N30/7	Premium Electronic Stability Program control unit	3L
N73	Electronic ignition switch control unit	54L
N80	Steering column module control unit	51L
U1018	Valid for gasoline engine 276	25E
U1018	Valid for gasoline engine 276	21E
U1027	Valid for gasoline engine 271 continuous fuel injection system (electronic)	37E

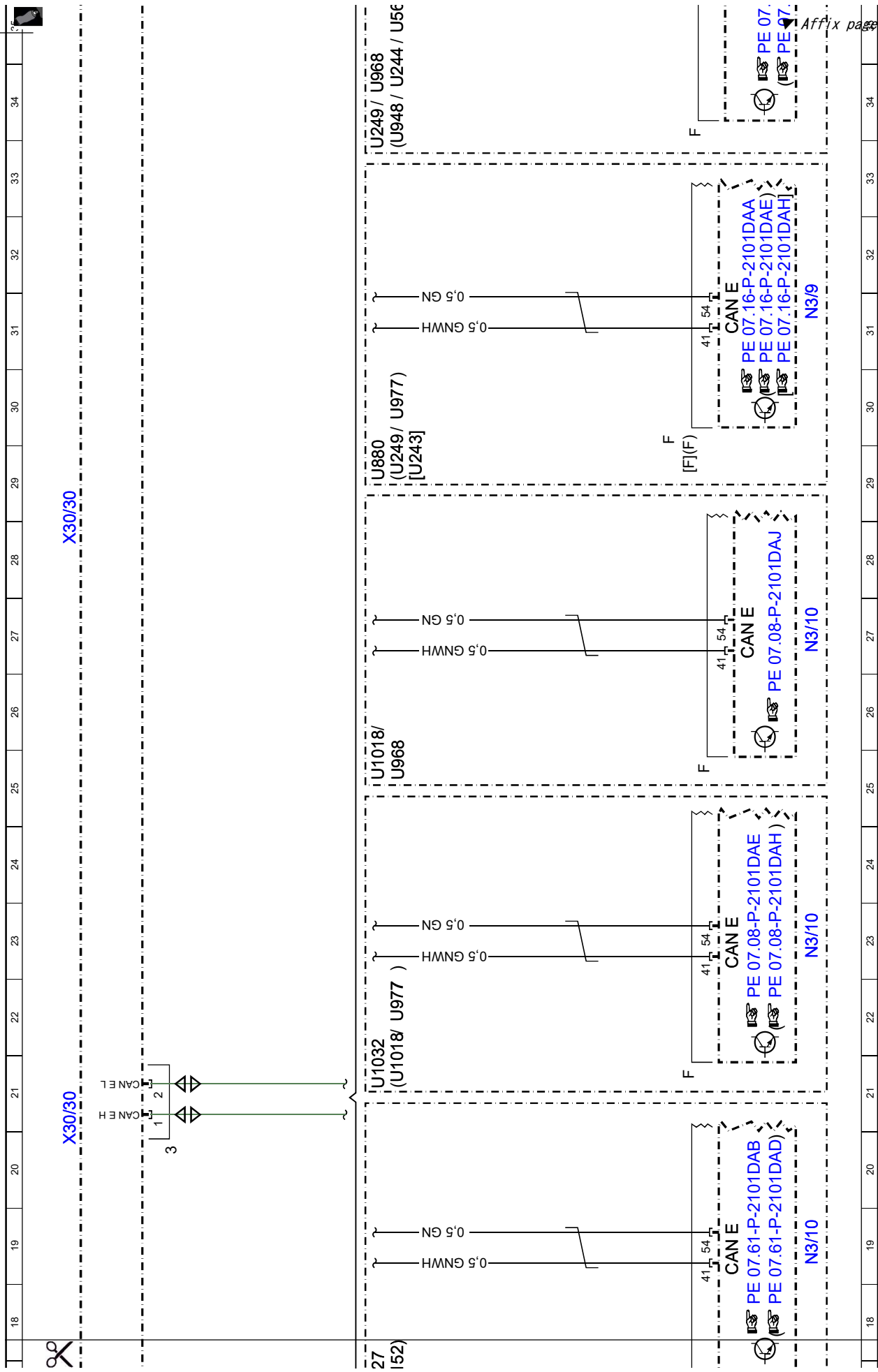
Document number : pe00_19-p-2195-97daa

Document title : Wiring diagram of chassis CAN

Code: Designation: Position:

U1032	Valid for engine 278 and 157	21E
U12	Valid for left-hand drive vehicles	6C
U127	Valid for combustion engines 272 and 273 KE	17E
U13	Valid for right-hand drive vehicles	6C
U152	Valid for gasoline engine 156	17E
U157	Valid for combustion engine 272 DE	13E
U243	Valid for diesel engine 651 with all-wheel drive	29F
U244	Valid for BlueTEC	34E
U249	Valid for diesel engine 651 without all-wheel drive	29E
U249	Valid for diesel engine 651 without all-wheel drive	33E
U561	Valid for Delphi system	35E
U739	Valid for gasoline engine 271 DE	13E
U775	Valid for emergency tensioning retractor	60E
U880	Valid for diesel engine 642	29E
U938	Valid for ESP Basic	1F
U939	Valid for ESP Premium	1G
U948	Valid for diesel engine 651	33E
U968	Valid for mild hybrid drive	5F
U968	Valid for mild hybrid drive	25F
U968	Valid for mild hybrid drive	34E
U977	Not valid for mild hybrid drive	22E
U977	Not valid for mild hybrid drive	30E
W15/2	Left footwell ground point	7E
W19	Right front seat crossmember ground point	7E
X30/30	Vehicle floor chassis CAN voltage distributor electrical connector	46A
X30/30	Vehicle floor chassis CAN voltage distributor electrical connector	62A
X30/30	Vehicle floor chassis CAN voltage distributor electrical connector	54A
X30/30	Vehicle floor chassis CAN voltage distributor electrical connector	21A
X30/30	Vehicle floor chassis CAN voltage distributor electrical connector	12A
X30/30	Vehicle floor chassis CAN voltage distributor electrical connector	4A
X30/30	Vehicle floor chassis CAN voltage distributor electrical connector	28A
X30/30	Vehicle floor chassis CAN voltage distributor electrical connector	37A
X30/30	Vehicle floor chassis CAN voltage distributor electrical connector	67A
Z37/6z1	CAN bus high connector sleeve	50G
Z37/7z1	CAN bus low connector sleeve	52G



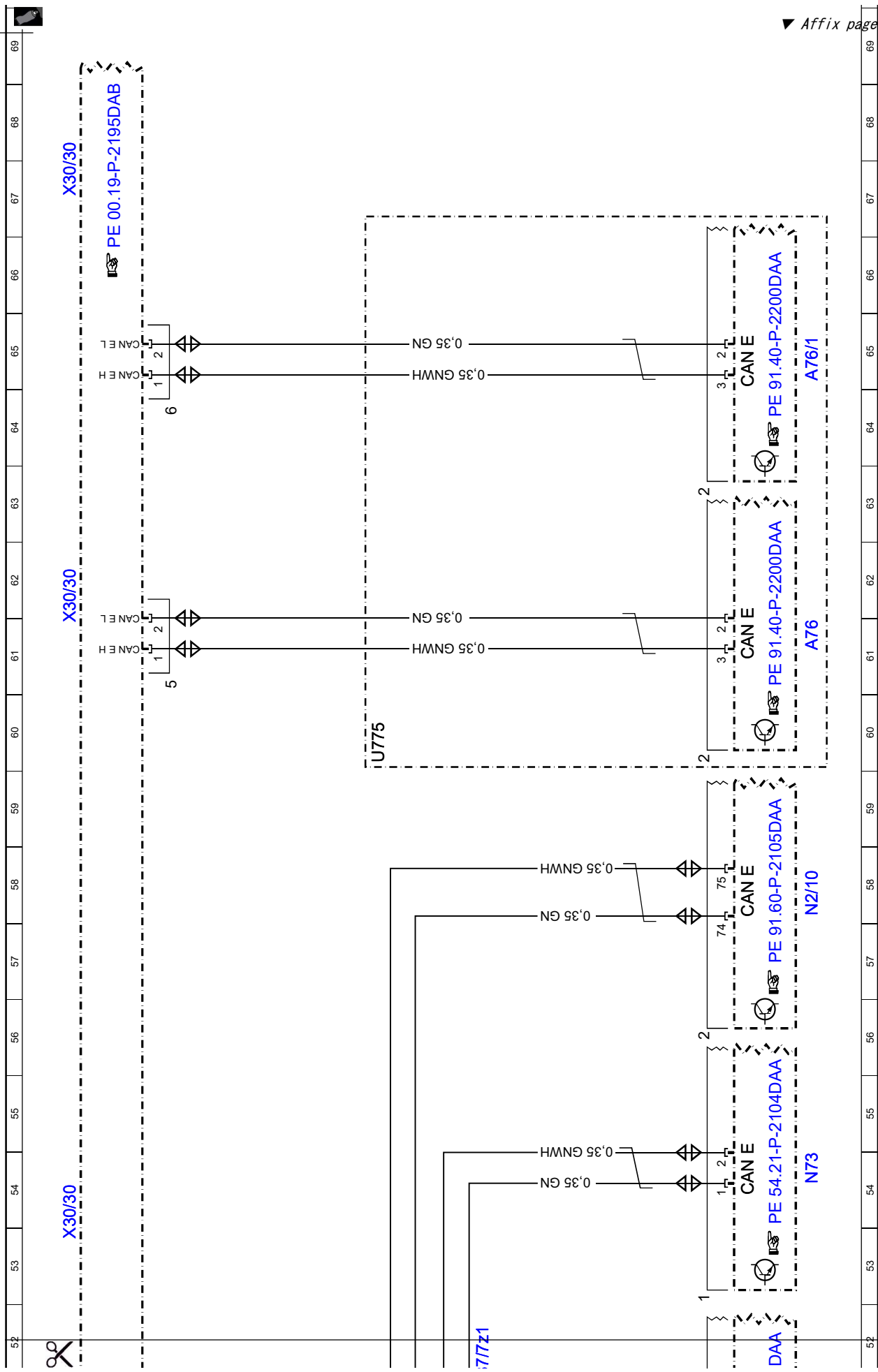


X30/30

X30/30

Affix page 3 here ▼

Cut here



▼ Affix page 5 here ▼

Cut here

