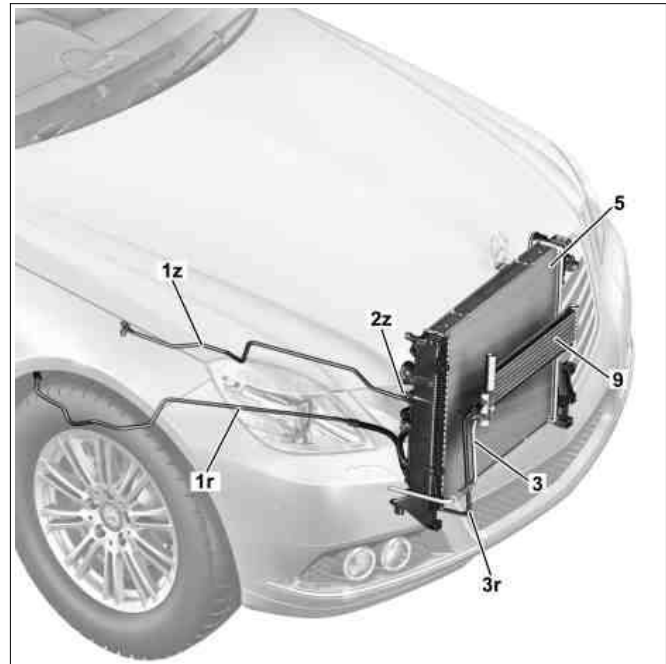


Transmission 722.9 (except 722.96/97/995) in model 212  
 Transmission 722.9 (except 722.96/97/995) in model 218  
 Transmission 722.9 (except 722.96/995) in model 207

**Shown on model 212.072**

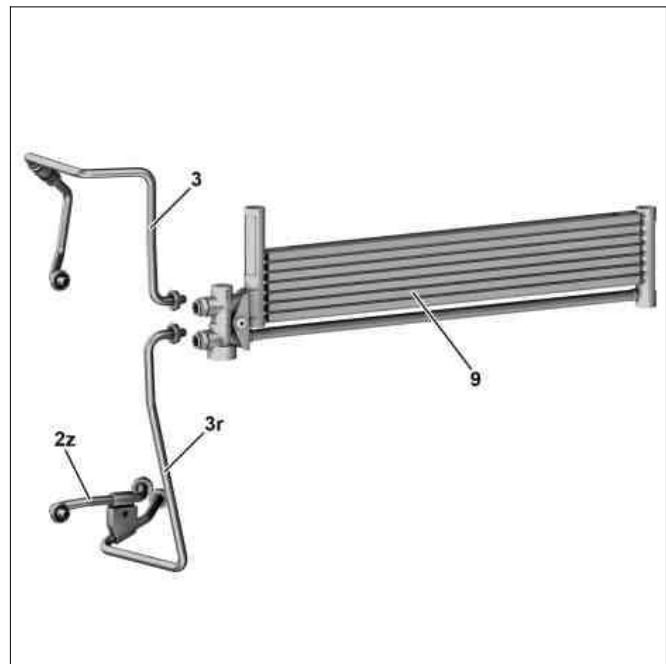
- 1r Right oil cooling line (return)
- 1z Left oil cooling line (supply)
- 2z Oil cooling line (feed)
- 3 Intermediate oil cooling line
- 3r Oil cooling line (return)
- 5 Radiator
- 9 Oil cooler



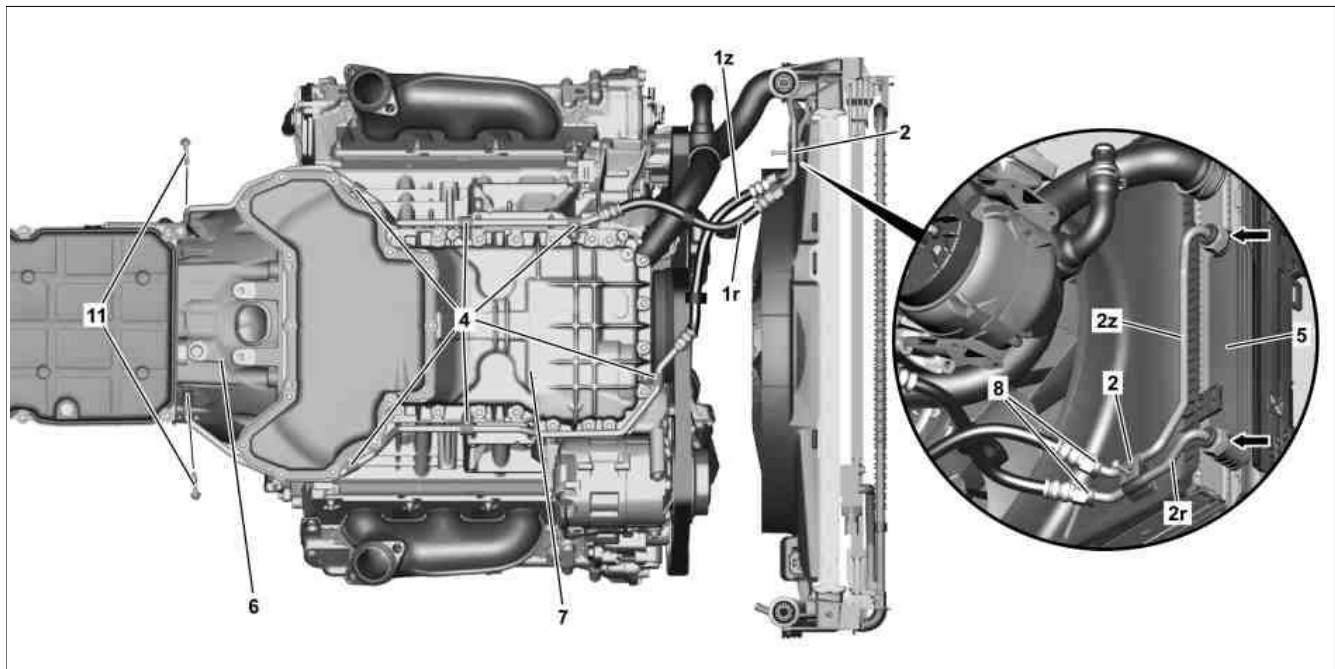
P27.55-2112-12

**Shown on ENGINE 642**

- 2z Oil cooling line (feed)
- 3 Intermediate oil cooling line
- 3r Oil cooling line (return)
- 9 Oil cooler




P27.55-2114-12



P27.55-2116-09

**Shown on ENGINE 272**

- |    |                                 |    |                         |    |                        |
|----|---------------------------------|----|-------------------------|----|------------------------|
| 1r | Right oil cooling line (return) | 2z | Oil cooling line (feed) | 7  | Oil pan                |
| 1z | Left oil cooling line (supply)  | 4  | Retaining clamps        | 8  | Front separation point |
| 2  | Double clamp                    | 5  | Radiator                | 11 | Bolts                  |
| 2r | Oil cooling line (return)       | 6  | Transmission            |    |                        |







P27.55-2224-09

**Shown on engine 651**













1r Right oil cooling line (return)  
 1z Left oil cooling line (supply)  
 4 Retaining clamps









6 Transmission  
 7 Oil pan  
 11 Bolts













12 Double clamp  
 13 Stacked plate oil cooler

	<b>Risk of death</b> caused by vehicle slipping or toppling off of the lifting platform.	Align vehicle between vehicle lift columns and position the four support plates at the vehicle lift support points specified by the vehicle manufacturer.	AS00.00-Z-0010-01A
	Notes on automatic transmission		AH27.19-P-0001-01NKB
	<b>Remove/install</b>		
1.1	Remove bottom section of soundproofing	Transmission 722.9 (except 722.96/97/995) in model 212 with engine 642 Transmission 722.9 (except 722.96/97/995) in model 212 with engine 651 Transmission 722.9 (except 722.96/97/995) in model 218 with engine 642 Transmission 722.9 (except 722.96/97/995) in model 218 with engine 651 Transmission 722.9 (except 722.96/995) in model 207 with engine 642 Transmission 722.9 (except 722.96/995) in model 207 with engine 651	AR94.30-P-5300EW
1.2	Detach lower engine compartment paneling	Transmission 722.9 (except 722.96/97/995) in model 212 with engine 156 Transmission 722.9 (except 722.96/97/995) in model 212 with engine 157 Transmission 722.9 (except 722.96/97/995) in model 212 with engine 271 Transmission 722.9 (except 722.96/97/995) in model 212 with engine 272 Transmission 722.9 (except 722.96/97/995) in model 212 with engine 273 Transmission 722.9 (except 722.96/97/995) in model 212 with engine 276 Transmission 722.9 (except 722.96/97/995) in model 212 with engine 278 Transmission 722.9 (except 722.96/97/995) in model 218 with engine 157 Transmission 722.9 (except 722.96/97/995) in model 218 with engine 276 Transmission 722.9 (except 722.96/97/995) in model 218 with engine 278 Transmission 722.9 (except 722.96/995) in model 207 with engine 271 Transmission 722.9 (except 722.96/995) in model 207 with engine 272 Transmission 722.9 (except 722.96/995) in model 207 with engine 273 Transmission 722.9 (except 722.96/995) in model 207 with engine 276 Transmission 722.9 (except 722.96/995) in model 207 with engine 278	AR61.20-P-1105EW AR46.20-P-0600EL AR46.20-P-0600EW
2	Loosen rack-and-pinion steering from front axle carrier and lower	Transmission 722.908/996 in model 212 with code 211 (Direct-Steer system) Transmission 722.908/996 in model 212 except code 211 (Direct-Steer system)  Support rack-and-pinion steering against falling down. Otherwise the tie rods may be damaged.  Transmission 722.9 (except 722.96/97/995) in model 212 Fastening, rack-and-pinion steering to front axle carrier	*BA46.20-P-1001-01N
3	Detach torsion bar from front axle carrier and lower	Transmission 722.908/996 in model 212  Prop up torsion bar and secure against falling down. Otherwise the torsion bar linkage may be damaged.	AR32.20-P-0300EW

		Bolt, torsion bar to front axle carrier	*BA32.20-P-1003-02P
	<b>Clean</b>		
4	Thoroughly clean area around oil cooling lines (1r, 1z) at separation points on transmission (6)	Thoroughly clean the area surrounding the oil cooling lines (1r, 1z). The hydraulic system can otherwise malfunction or fail completely.	
5.1	Disconnect oil cooling lines (1r, 1z) at front separating point (8)	Transmission 722.9 (except 722.908/96/97/995/996) in model 212 Transmission 722.9 (except 722.96/97/995) in model 218 Transmission 722.9 (except 722.96/995) in model 207 with engine 276.9 Do not kink or bend the oil cooling lines (1r, 1z). Otherwise leaks and damage may occur. Seal the oil cooling lines (1r, 1z) using a suitable  stop plug. Record plug	*129589009100
5.2	Detach oil cooling lines (1r, 1z) at bottom from oil cooler thermostat (9)	Transmission 722.9 (except 722.96/995) in model 207 with engine 276.8 Do not kink or bend the oil cooling lines (1r, 1z). Otherwise leaks and damage may occur. Seal the oil cooling lines (1r, 1z) using a suitable  stop plug. Record plug	AR27.55-P-1000ELA  *129589009100
5.3	Detach oil cooling lines (1r, 1z) from batch oil cooler (13)	Transmission 722.908/996 in model 212 Do not kink or bend the oil cooling lines (1r, 1z). Otherwise leaks and damage may occur. Seal the oil cooling lines (1r, 1z) using a suitable  stop plug. Record plug	AR27.10-P-0501-03CW  *129589009100
6	Detach retaining clamps (4) from oil pan (7)	Screw, oil cooler oil line to oil pan	*BA27.55-P-1003-01D
7	Detach double clamps (12) from oil cooling lines (1r, 1z)	Transmission 722.908/996 in model 212 Bolt, clamp of oil cooler oil line to bracket	*BA27.55-P-1005-01D
8	Detach oil cooling lines (1r, 1z) from A/C compressor bracket	Transmission 722.9 (except 722.96/995) in model 207 with engine 276.8 Bolt, clamp of oil cooler oil line to bracket	*BA27.55-P-1005-01D
9	Remove left bracket between catalytic converter and transmission (6)	Transmission 722.9 (except 722.96/97/995) in model 212 with engine 276 Transmission 722.9 (except 722.96/97/995) in model 218 with engine 276 Transmission 722.9 (except 722.96/995) in model 207 with engine 276	
10	Remove heat shield	Transmission 722.9 (except 722.908/96/97/995/996) in model 212 Transmission 722.9 (except 722.96/97/995) in model 218 Transmission 722.9 (except 722.908/96/97/995/996) in model 212 Transmission 722.9 (except 722.96/97/995) in model 218 Bolt, heat shield to transmission housing	AR27.40-P-0700-01EW  *BA27.40-P-1014-01A
11	Remove right catalytic converter	Transmission 722.9 (except 722.96/97/995) in model 212 with engine 278 Transmission 722.9 (except 722.96/97/995) in model 218 with engine 278 Transmission 722.9 (except 722.96/995) in model 207 with engine 278	
12	Remove bolts (11) and pull oil cooling lines (1r, 1z) out of transmission (6)	Do not kink or bend the oil cooling lines (1r, 1z). Otherwise leaks and damage may occur. <b>Installation:</b> Replace O-rings.	

		<p> Seal the oil cooling lines (1r, 1z) using a suitable  stop plug.</p> <p> Bolt, oil line to transmission housing</p> <p> Record plug</p>	<p>*BA27.55-P-1002-01D</p> <p>*129589009100</p>
13.1	Remove oil cooling lines (1r, 1z) to rear	<p>Transmission 722.9 (except 722.96/97/995) in model 212 with engine 156 Transmission 722.9 (except 722.96/97/995) in model 212 with engine 157 Transmission 722.9 (except 722.96/97/995) in model 212 with engine 271 Transmission 722.9 (except 722.96/97/995) in model 212 with engine 272 Transmission 722.9 (except 722.96/97/995) in model 212 with engine 273 Transmission 722.9 (except 722.96/97/995) in model 212 with engine 276 Transmission 722.9 (except 722.96/97/995) in model 212 with engine 642 Transmission 722.9 (except 722.96/97/995) in model 212 with engine 651 Transmission 722.9 (except 722.96/97/995) in model 218 with engine 157 Transmission 722.9 (except 722.96/97/995) in model 218 with engine 276 Transmission 722.9 (except 722.96/97/995) in model 218 with engine 642 Transmission 722.9 (except 722.96/97/995) in model 218 with engine 651 Transmission 722.9 (except 722.96/995) in model 207 with engine 271 Transmission 722.9 (except 722.96/995) in model 207 with engine 272 Transmission 722.9 (except 722.96/995) in model 207 with engine 273 Transmission 722.9 (except 722.96/995) in model 207 with engine 276 Transmission 722.9 (except 722.96/995) in model 207 with engine 642 Transmission 722.9 (except 722.96/995) in model 207 with engine 651</p> <p> Do not kink or bend the oil cooling lines (1r, 1z). Otherwise leaks and damage may occur.</p> <p> Transmission 722.908/996 in model 212 First, remove the left oil cooling line (1z) and then the right oil cooling line (1r).</p>	
13.2	Remove right oil cooling line (1r) to the front	<p>Transmission 722.9 (except 722.96/97/995) in model 212 with engine 278 Transmission 722.9 (except 722.96/97/995) in model 218 with engine 278 Transmission 722.9 (except 722.96/995) in model 207 with engine 278</p> <p> Do not kink or bend oil cooling line (1r). Otherwise leaks and damage may occur.</p>	
14	Remove left oil cooling line (1z) to the rear	<p>Transmission 722.9 (except 722.96/97/995) in model 212 with engine 278 Transmission 722.9 (except 722.96/97/995) in model 218 with engine 278 Transmission 722.9 (except 722.96/995) in model 207 with engine 278</p> <p> Do not kink or bend oil cooling line (1z). Otherwise leaks and damage may occur.</p>	
15	Detach double clamp (2)		
16	Detach oil cooling line (2z) from radiator (5), pull out and remove	<p> Do not kink or bend oil cooling line (2z). Otherwise leaks and damage may occur.</p> <p> Seal the oil cooling line (2z) using a suitable  stop plug.</p> <p> Record plug</p>	<p>AR27.10-P-0501-03CW</p> <p>*129589009100</p>

17	Remove radiator grille	<p>Transmission 722.9 (except 722.96/97/995) in model 212 with engine 273 as of model year 2014 with code 772 (AMG styling package - front spoiler, side skirts and rear apron) with code 954 (Avantgarde)</p> <p>Transmission 722.9 (except 722.96/97/995) in model 212 with engine 642 as of model year 2014 with code 772 (AMG styling package - front spoiler, side skirts and rear apron) with code 954 (Avantgarde)</p> <p>Transmission 722.9 (except 722.96/97/995) in model 212 with engine 273 as of model year 2014 except code 772 (AMG styling package - front spoiler, side skirts and rear apron) except code 954 (Avantgarde)</p> <p>Transmission 722.9 (except 722.96/97/995) in model 212 with engine 642 as of model year 2014 except code 772 (AMG styling package - front spoiler, side skirts and rear apron) except code 954 (Avantgarde)</p> <p>Transmission 722.9 (except 722.96/97/995) in model 212 with engine 273 up to model year 2014</p> <p>Transmission 722.9 (except 722.96/97/995) in model 212 with engine 642 up to model year 2014</p> <p>Transmission 722.9 (except 722.96/995) in model 207 with engine 273</p> <p>Transmission 722.9 (except 722.96/995) in model 207 with engine 642</p>	<p>AR88.40-P-4001EWN</p> <p>AR88.40-P-4001EWM</p> <p>AR88.40-P-4001EW</p> <p>AR88.40-P-4001EC</p>
18.1	Detach oil cooling line (2r) from radiator (5), pull out and remove	<p>Transmission 722.9 (except 722.96/97/995) in model 212 with engine 272</p> <p>Transmission 722.9 (except 722.96/995) in model 207 with engine 272</p> <p> Do not kink or bend the oil cooling line (2r). Otherwise leaks and damage may occur.</p> <p> Seal the oil cooling line (2r) using a suitable  stop plug.</p> <p> Record plug</p>	<p>AR27.10-P-0501-03CW</p> <p>*129589009100</p>
18.2	Detach oil cooling line (3r) from oil cooler (9) and pull out	<p>Transmission 722.9 (except 722.96/97/995) in model 212 with engine 273</p> <p>Transmission 722.9 (except 722.96/97/995) in model 212 with engine 642</p> <p>Transmission 722.9 (except 722.96/97/995) in model 218 with engine 642</p> <p>Transmission 722.9 (except 722.96/995) in model 207 with engine 273</p> <p>Transmission 722.9 (except 722.96/995) in model 207 with engine 642</p> <p> Do not kink or bend oil cooling line (3r). Otherwise leaks and damage may occur.</p> <p> Seal the oil cooling lines (3r) using a suitable  stop plug.</p> <p> Record plug</p>	<p>AR27.10-P-0501-03CW</p> <p>*129589009100</p>
19.1	Unclip center air duct segment at top on cooler (5)	<p>Transmission 722.9 (except 722.96/97/995) in model 212 with engine 273</p> <p>Transmission 722.9 (except 722.96/995) in model 207 with engine 273</p>	
19.2	Remove charge air cooler	<p>Transmission 722.9 (except 722.96/97/995) in model 212 with engine 642</p> <p>Transmission 722.9 (except 722.96/97/995) in model 218 with engine 642</p> <p>Transmission 722.9 (except 722.96/995) in model 207 with engine 642</p>	AR09.41-P-6817CW

20	Remove oil cooling line (3r)	Transmission 722.9 (except 722.96/97/995) in model 212 with engine 273 Transmission 722.9 (except 722.96/97/995) in model 212 with engine 642 Transmission 722.9 (except 722.96/97/995) in model 218 with engine 642 Transmission 722.9 (except 722.96/995) in model 207 with engine 273 Transmission 722.9 (except 722.96/995) in model 207 with engine 642  Do not kink or bend oil cooling line (3r). Otherwise leaks and damage may occur.	
21	Remove middle reinforcement at the front	Transmission 722.9 (except 722.96/97/995) in model 212 with engine 642 Transmission 722.9 (except 722.96/995) in model 207 with engine 642 Transmission 722.9 (except 722.96/97/995) in model 218 with engine 642	AR62.30-P-1570EW  AR62.30-P-1570EL
22	Remove right engine intake air duct	Transmission 722.9 (except 722.96/97/995) in model 212 with engine 642 Transmission 722.9 (except 722.96/97/995) in model 218 with engine 642 Transmission 722.9 (except 722.96/995) in model 207 with engine 642	
23	Unclip air duct segment from fan unit	Transmission 722.9 (except 722.96/97/995) in model 212 with engine 642 Transmission 722.9 (except 722.96/97/995) in model 218 with engine 642 Transmission 722.9 (except 722.96/995) in model 207 with engine 642	
24	Detach intermediate oil cooling line (3) from oil cooler (9) and pull out	 Do not kink or bend intermediate oil cooling line (3). Otherwise leaks and damage may occur.  Seal the intermediate oil cooling line (3) using a suitable  stop plug.  Record plug	AR27.10-P-0501-03CW  *129589009100
25	Disconnect intermediate oil cooling line (3) from radiator (5) and pull out	 Do not kink or bend intermediate oil cooling line (3). Otherwise leaks and damage may occur.  Seal the intermediate oil cooling line (3) using a suitable  stop plug.  Record plug	*129589009100
26	Unclip center cooling duct from radiator (5)		
27	Remove intermediate oil cooling line (3)	 Do not kink or bend intermediate oil cooling line (3). Otherwise leaks and damage may occur.	
28	Install in the reverse order		
	<b>Check</b>		
29	Check and correct transmission oil level		AR27.00-P-0270W
 Warning	<b>Risk of accident</b> from vehicle starting off by itself when engine running. <b>Risk of injury</b> (bruises and burns) resulting from working on the engine while it is being started or when it is running.	Secure vehicle to prevent it from starting off by itself. Wear closed and snug-fitting work clothes. Do not touch hot or rotating parts.	AS00.00-Z-0005-01A
30	Perform engine test run and check transmission (6) for leaktightness and proper operation		

 **Housing**

Number	Designation	Transmission 722.9
BA27.40-P-1014-01A	Bolt, heat shield to transmission housing	Nm 9

**Nm** Oil cooling

Number	Designation	Transmission 722.9			
BA27.55-P-1002-01D	Bolt, oil line to transmission housing	Banjo bolt	Stage 1	Nm	5
			Stage 2	Δ°	90
	Hexalobular bolt		Nm	12	

**Nm** Oil cooling

Number	Designation	Transmission 722.9	
BA27.55-P-1003-01D	Screw, oil cooler oil line to oil pan	Nm	12

**Nm** Oil cooling

Number	Designation	Transmission 722.9	
BA27.55-P-1005-01D	Bolt, clamp of oil cooler oil line to bracket	Nm	8

**Nm** Front axle torsion bar

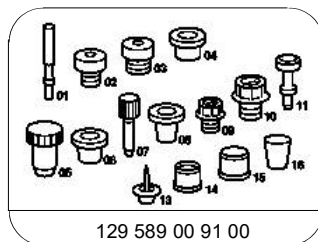
Number	Designation		Model 207	Model 212
BA32.20-P-1003-02P	Bolt, torsion bar to front axle carrier	Nm	30	30

**Nm** Front axle torsion bar

Number	Designation	Model 218	
BA32.20-P-1003-02P	Bolt, torsion bar to front axle carrier	Nm	30

**Nm** Steering gear

Number	Designation	Model 212 (except 212.067/08/090/091/093/094/097/099/267/28/291/293/294/297/299) with code 211 (Direct-Steer system)		Model 212 (except 212.067/08/090/091/093/094/097/099/267/28/291/293/294/297/299) except code 211 (Direct-Steer system)	
BA46.20-P-1001-01N	Fastening, rack-and-pinion steering to front axle carrier	Stage 1	Nm	70	70
		Stage 2	Δ°	90	90



Record plug