


- Model 212.0/2
as of model year 2011
with code 228 (Auxiliary heater)
- Model 212.0/2
as of model year 2011
with code 348 (Emergency call/assistant system)
- Model 212.0/2
as of model year 2011
with code 355 (Preinstallation for retrofitting navigation system)
- Model 212.0/2
as of model year 2011
with code 359 (TELE AID emergency call system)
- Model 212.0/2
as of model year 2011
with code 386 (Comfort telephony)
- Model 212.0/2
as of model year 2011
with code 511 (Audio 50 APS with DVD changer)
- Model 212.0/2
as of model year 2011
with code 512 (COMAND APS with DVD changer)
- Model 212.0/2
as of model year 2011
with code 514 (COMAND APS China)
- Model 212.0/2
as of model year 2011
with code 522 (Audio 20 radio)
- Model 212.0/2
as of model year 2011
with code 525 (MB Audio 50 APS radio)
- Model 212.0/2
as of model year 2011
with code 527 (COMAND APS with single DVD drive (with navigation))
- Model 212.0/2
as of model year 2011
with code 528 (HIGH Class USA)
- Model 212.0/2
as of model year 2011
with code 531 (COMAND APS)
- Model 212.0/2
as of model year 2011
with code 536 (SIRIUS satellite radio)
- Model 212.0/2
as of model year 2011
with code 537 (Digital radio (DAB))
- Model 218
with code 228 (Auxiliary heater)
- Model 218
with code 348 (Emergency call/assistant system)
- Model 218
with code 350 (Ecall emergency call system, Europe)
- Model 218
with code 359 (TELE AID emergency call system)
- Model 218
with code 386 (Comfort telephony)
- Model 218
with code 508 (Navigation box preinstallation)
- Model 218
with code 509 (Navigation box)
- Model 218
with code 511 (Audio 50 APS with DVD changer)

- Model 218
with code 512 (COMAND APS with DVD changer)
- Model 218
with code 514 (COMAND APS China)
- Model 218
with code 522 (Audio 20 CD including preinstallation for Garmin® MAP PILOT)
- Model 218
with code 525 (MB Audio 50 APS radio)
- Model 218
with code 527 (COMAND APS with single DVD drive (with navigation))
- Model 218
with code 528 (HIGH Class USA)
- Model 218
with code 531 (COMAND APS)
- Model 218
with code 536 (SIRIUS satellite radio)





P82.70-7406-09

Illustrated in model 218.3

- | | | | |
|---|--------------------------------------|---|--------------------------|
| 1 | Headliner | 3 | Electrical connectors |
| 2 | Headliner cover (MODEL 212.0, 218.3) | 4 | Screw |
| | | 5 | Retaining bracket A28/11 |
| | | | Multifunction antenna |

		Remove/install	
☒ ☒			
1		Remove cover for multifunction antenna (A28/11)	AR82.70-P-8952EW
2.1		Unclip and remove headliner cover (2)	MODEL 212.0, 218.3 i MODEL 212.0, 218.3 with CODE 220 (PARKTRONIC) Allow headliner cover (2) to hang down with wiring harness connected.
2.2		Remove headliner (1)	MODEL 212.2, 218.9
3		Disconnect electrical connectors (3) from multifunction antenna (A28/11)	
4		Remove screw/bolt (4) until retaining brackets (5) are released	i Screw/bolt (4) remains at multifunction antenna (A28/11).

		 Model 212.0/2Screw/bolt, antenna base to roof	*BA82.62-P-1001-01D
		 MODEL 218Bolt/nut of antenna base to vehicle roof	*BA82.62-P-1001-01A
5	Remove multifunction antenna (A28/11) toward top from body		
6	Install in the reverse order		

 Antenna

Number	Designation		Model 218
BA82.62-P-1001-01A	Bolt/nut of antenna base to vehicle roof	Nm	3

 Antenna

Number	Designation		Model 212
BA82.62-P-1001-01D	Screw/bolt, antenna base to roof	Nm	3