

# Tap to Switch Power Front 12 Volt Outlet

2018 E43

W213



12V Outlet in  
passenger  
footwell  
under glove  
box



Remove  
torx screw



Slide outlet  
towards cabin



To disconnect the lines from the 12V socket, pull the connector up. There are no clips holding it in.



Remove the other torx bolt, and you'll be able to pull the cover down.




After removing the two torx bolt, the footwell cover is held up by these two clips. There's a hook towards the front of the car that holds the back portion of this cover.

Partially opening just this area will give you enough room to run your wire



Side panel by glove box just pulls out.  
They are held in place with clips.

I just pried it out just enough to run the  
wire.





To remove A Pillar panel, insert wedge under the plastic "AIRBAG" sign, starting from the bottom (closer to the "A"), and start prying it out.



Note how the plastic "AIRBAG" sign has grooves to hold it in place.


I just used a credit card to wedge between the plastic "AIRBAG" sign & the A Pillar panel, then worked my way around, pushing the plastic groove in while pulling the sign out.



The A Pillar panel then just pops straight out. Again, I didn't completely remove it. Just had it out enough to run the wire.


Note the metal clip that is from where the plastic "AIRBAG" sign was in (circled above)

Arrow is pointing to the A Pillar airbag. Make sure your wire goes behind it so that the wire won't get in the way when the airbag goes off.



Ran the wire through the same opening as wires for the 12V outlet

I opened up the 12V outlet plug and used one of those connection wedges to tap into the electrical connection for the outlet. No cutting and fully reversible. Taped it to the existing wires to make sure it doesn't go anywhere.







Approx route of the wire from the 12V outlet to the radar detector. Wires were hidden behind the panels removed. For the windshield, you can pull on roof panel a bit to push the wire behind it.



I just stuffed the little bit of excess wiring within the windshield sensor housing. The plastic cover just pops straight out.



And, here's how my radar detector is mounted.