


- Model 205.0/1, 213.0
with code 287 (Through-loading feature)
- Model 205.2/3
- Model 213.2
- Model 253 (except 253.992/993), 293




P91.12-3739-09









- | | | | | | |
|---|-----------------------|----|-------------|-------|---|
| 1 | Right backrest | 8 | Hinge | 14 | Locking plate |
| 2 | Center backrest | 9 | Bolts | 15 | Locking plate |
| 3 | Left backrest | 10 | Hinge | S54/5 | Left rear backrest inclination switch |
| 4 | Belt end fitting | 11 | Spacer ring | S54/6 | Right rear backrest inclination switch |
| 5 | Left seat belt buckle | 12 | Hinge | X77/1 | Left rear backrest release actuator electrical connector |
| 6 | Screw | 13 | Screw | X77/2 | Right rear backrest release actuator electrical connector |
| 7 | Screw | | | | |


Shown on model 205.1 with code 872 (Seat heating in rear passenger compartment)

- X54/39 Left rear backrest heater pad electrical connector
- X54/40 Right rear backrest heater pad electrical connector



P91.12-3920-11

	Remove/install		
1.1	Remove left and right seat side bolster.	Model 205.0/1, 213.0 with code 287 (Through-loading feature) Model 205.2/3 Model 213.2 Model 205.0/1, 213.0 with code 287 (Through-loading feature) Model 205.2/3 Model 213.2	AR91.12-P-1710LW AR91.12-P-1711LWT
1.2	Remove rear passenger compartment seat cushion.	Model 253 (except 253.992/993), 293	AR91.12-P-1020LW
2	Move driver seat and front passenger seat to foremost position.		
3	Disconnect and unclip electrical connector of rear passenger compartment seat backrest heater pad (X54/39, X54/40).	Model 205.1, 213.0 with code 287 (Through-loading feature) with code 872 (Left and right rear seat heating) Model 213.2, 253 (except 253.992/993), 293 with code 872 (Left and right rear seat heating)	
4	Release right seat backrest (1), center seat backrest (2) and left seat backrest (3) and fold forward.		
5	Disconnect electrical connector at right rear passenger compartment seat backrest inclination switch (S54/6) and take electrical wiring harness out of working area.		
6	Disconnect electrical connector for rear passenger compartment seat backrest release actuator (X77/2, X77/1).	Model 205.2, 253 (except 253.992/993), 293	
7	Fold back left seat backrest (3).		
8	Unscrew bolt (7).	 Bolt, outer pivot bearing to body	*BA91.12-P-1003-03M
9	Remove lock washer (14).	Model 205.2/3, 213.2 Model 253 (except 253.992/993), 293  Installation: Replace lock washer (14).	
10	Pull right seat backrest (1) off center seat backrest (2) and remove.	 Do not tilt right backrest (1). Otherwise, the spacer ring in the right seat backrest (1) may be damaged.	
11	Remove screws (9) at pivot bearing (10) of center seat backrest (2).	 Model 253.953/954 The pivot bearing (10) is only connected with one screw/bolt (9) at the crossbar.  Bolt, center pivot bearing to body	*BA91.12-P-1004-03M
12	Guide pivot bearing (10) out of crossbar and from center seat backrest (2) at same time.	Model 253.953/954  Do not tilt pivot bearing (10). Otherwise, the spacer ring (11) in the pivot bearing (10) may be damaged.	
13	Detach center seat backrest (2) from left seat backrest (3) and remove.	 Do not tilt center seat backrest (2). Otherwise the spacer ring in the center seat backrest (2) could be damaged.	
14	Remove screw (6), place left seat belt buckle (5) to one side and guide seat belt end fitting (4) upward.	Model 205.0/1, 213.0 with code 287 (Through-loading feature) Model 205.2, 213.2, 253 (except 253.992/993), 293  Installation: Ensure correct installation position.  Bolt/nut for rear belt buckle	*BA91.40-P-1009-01U
15	Release left seat backrest (3) and fold forwards.	 When removing the left seat backrest (3), always start with the right seat backrest (1) and then remove the center seat backrest (2). Otherwise, the spacer ring (11) in the pivot bearing (10) of the left seat backrest (3) may be damaged.	
16	Remove screws (9) from pivot bearing (10) of left seat backrest (3).	 Bolt, center pivot bearing to body	*BA91.12-P-1004-03M
17	Remove bolt (13).	 Bolt, outer pivot bearing to body	*BA91.12-P-1003-03M
18	Remove lock washer (15).	Model 205.2/3, 213.2 Model 253 (except 253.992/993), 293  Installation: Replace lock washer (15).	

19	Disconnect electrical connector at left rear passenger compartment seat backrest inclination switch (S54/5) and take electrical wiring harness out of working area.		
20	Remove left seat backrest (3).	 Do not tilt the pivot bearings (10, 12). Otherwise, the spacer ring in the left seat backrest (3) and the spacer ring (11) in the pivot bearing (10) may be damaged.	
21	Install in the reverse order		

 Rear seats

Number	Designation		Model 205.0	Model 205.1
BA91.12-P-1003-03M	Bolt, outer pivot bearing to body	Nm	40	40

 Rear seats

Number	Designation		Model 205.2	Model 205.3
BA91.12-P-1003-03M	Bolt, outer pivot bearing to body	Nm	40	40

 Rear seats

Number	Designation		Model 213.0	Model 213.2
BA91.12-P-1003-03M	Bolt, outer pivot bearing to body	Nm	40	40

 Rear seats

Number	Designation		Model 253	Model 293
BA91.12-P-1003-03M	Bolt, outer pivot bearing to body	Nm	40	40

 Rear seats

Number	Designation		Model 205.0	Model 205.1
BA91.12-P-1004-03M	Bolt, center pivot bearing to body	Nm	40	40

 Rear seats

Number	Designation		Model 205.2	Model 205.3
BA91.12-P-1004-03M	Bolt, center pivot bearing to body	Nm	40	40

 Rear seats

Number	Designation		Model 213.0	Model 213.2
BA91.12-P-1004-03M	Bolt, center pivot bearing to body	Nm	40	40

 Rear seats

Number	Designation		Model 253	Model 293
BA91.12-P-1004-03M	Bolt, center pivot bearing to body	Nm	40	40

 Seat belts/emergency tensioning retractors

Number	Designation		Model 205.0	Model 205.1
BA91.40-P-1009-01U	Bolt/nut for rear belt buckle	Nm	35	35

Nm Seat belts/emergency tensioning retractors

Number	Designation		Model 205.2	Model 213
BA91.40-P-1009-01U	Bolt/nut for rear belt buckle	Nm	35	35

Nm Seat belts/emergency tensioning retractors

Number	Designation		Model 253	Model 293
BA91.40-P-1009-01U	Bolt/nut for rear belt buckle	Nm	35	30