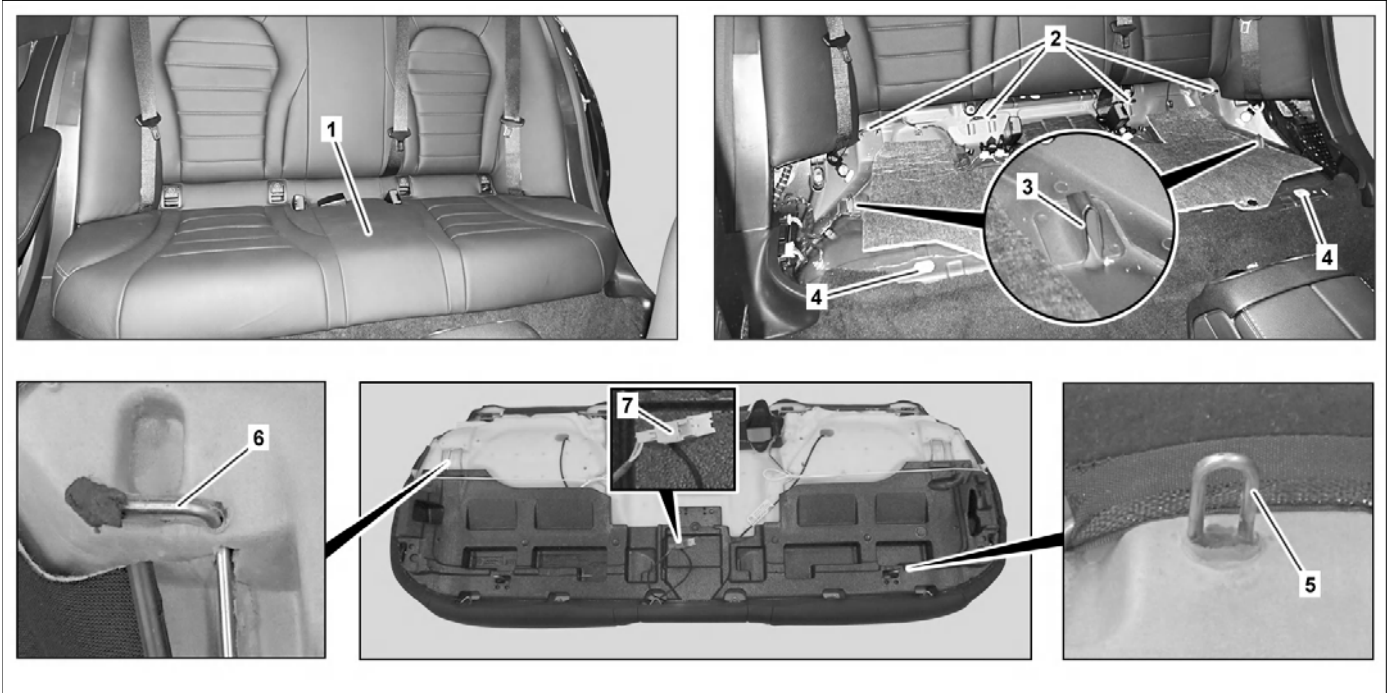





- Model 205**
except code 248 (Rear seat with integrated child seat)
except code P10 (Taxi package Germany)
- Model 213**
except code 248 (Rear seat with integrated child seat)
- Model 238**
- Model 253**
- Model 293**






P91.12-3932-09

Shown on MODEL 205.2

- | | | | | | |
|---|---------------|---|---------------|---|----------------------|
| 1 | Seat cushion | 4 | Pilot bushing | 6 | Wire hoop |
| 2 | ISOFIX mounts | 5 | Wire hoop | 7 | Electrical connector |
| 3 | Safety hook | | | | |

 	Remove/install		
1	Move driver's and front passenger seat forward.		
2	Remove rubber insert in cup holder.	Model 205.3/4 except code 248 (Rear seat with integrated child seat) except code P10 (Taxi package Germany) Model 238	
3	Remove nut in cup holder.	Model 205.3/4 except code 248 (Rear seat with integrated child seat) except code P10 (Taxi package Germany) Model 238	
4	Pull seat cushion (1) at left and right upward out of pilot bushings (4).	 Installation: Ensure that wire hoop (5) is seated correctly in pilot bushings (4).	

5	Disconnect and unclip electrical connector (7).	Model 205.1 with code 872 (Heated rear seats) except code 248 (Rear seat with integrated child seat) except code P10 (Taxi package Germany) Model 213 with code 872 (Heated rear seats) except code 248 (Rear seat with integrated child seat) Model 238 with code 872 (Heated rear seats) Model 253 with code 872 (Heated rear seats) Model 293 with code 872 (Heated rear seats)	
6	Press seat cushion (1) on left and right towards rear and unhook upwards from safety hooks (3).	 Installation: Ensure that wire hoop (6) is seated correctly in safety hooks (3).	
7	Detach seat cushion (1) from ISOFIX mounts (2) and remove from vehicle.	 Carefully remove the seat cushion (1) from vehicle. Otherwise components of the vehicle may be damaged.  Installation: Ensure that belt buckles are correctly positioned.	
8	Install in the reverse order		