


Model 205.2




Model 213.2



P72.20-3361-07

1 Top liftgate panel

2 Center liftgate paneling

 <b>Danger !</b>	<b>Risk of injury</b> caused by fingers being jammed or pinched when removing, installing or aligning hoods, doors, trunk lid/rear-end door or sliding roof.	No parts of the body or limbs should be within the operating area when the components are moving.	AS00.00-Z-0011-01A
	Notes on sensor system for trunk lid opening/closing	Model 205.2 with code P17 (KEYLESS-GO package) Model 213.2 with code P17 (KEYLESS-GO package)	AH80.61-P-0001-01A
	<b>Remove/install</b>		
1	Remove center liftgate paneling (2)		AR72.20-P-6618LWS
2	Unclip top liftgate panel (1) from window frame in direction of arrow		
3	Completely unclip top liftgate panel (1) and remove		
4	Install in the reverse order		