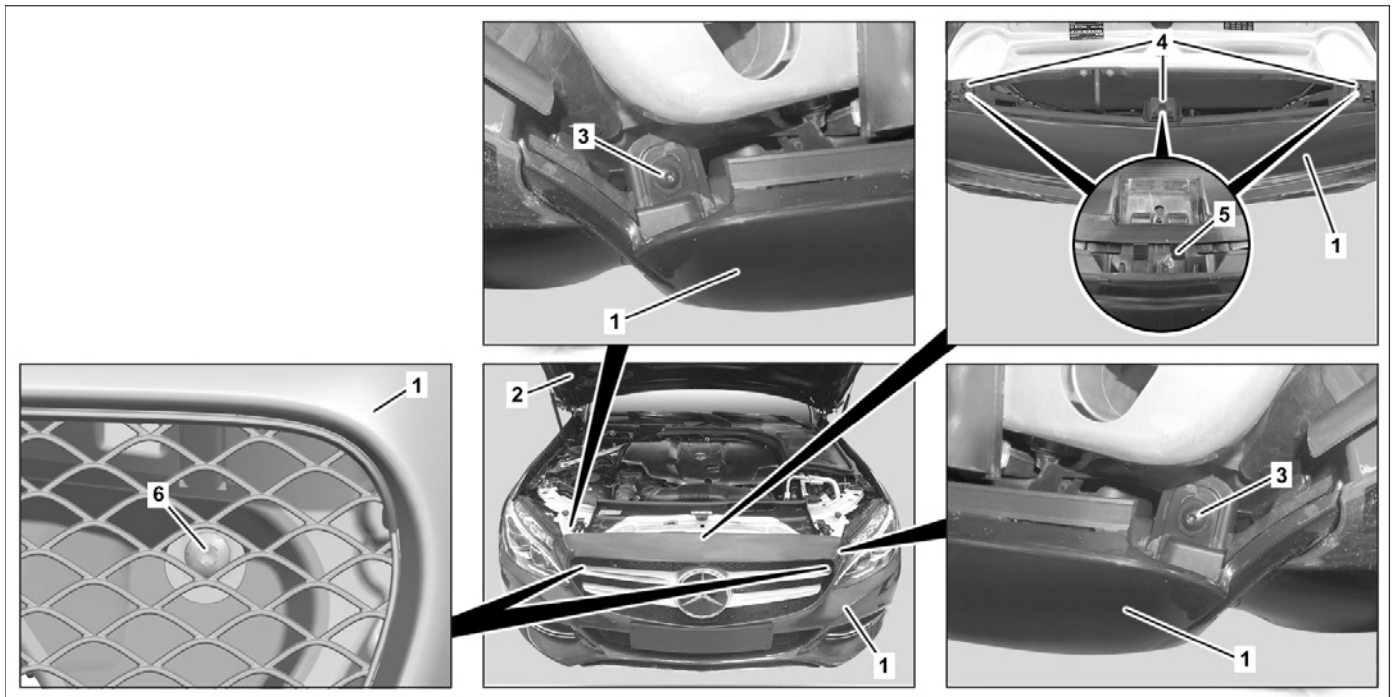


Model 205, 213, 238






P88.20-4261-09

Shown on model 205 with code P76 (Standard equipment, Exterieur)

- 1 Front bumper  
2 Engine hood  
3 Screw

- 4 Bolts  
5 Catch  
6 Screw

Warning	<b>Risk of injury</b> caused by fingers being jammed or pinched when removing, installing or aligning hoods, doors, trunk lid/rear-end door or sliding roof.	No parts of the body or limbs should be within the operating area when the components are moving.	AS00.00-Z-0011-01A
	<b>Check</b>		
1	Check adjustment of front bumper (1).	Model 205 Model 213 Model 238 Model 205Engine hood to radiator trim/soft nose Model 205Protrusion of radiator trim/soft nose, engine hood Model 205Engine hood to bumper Model 205Bumper to headlamp Model 213Engine hood to radiator trim/soft nose Model 213Protrusion of radiator trim/soft nose, engine hood Model 213Engine hood to bumper Model 213Bumper to headlamp Model 238Engine hood to radiator trim/soft nose Model 238Protrusion of radiator trim/soft nose, engine hood Model 238Engine hood to bumper Model 238Bumper to headlamp <input checked="" type="checkbox"/> Feeler gauge	AR60.00-P-0700-01LW AR60.00-P-0700-01LWE AR60.00-P-0700-01LWO *BE60.00-P-1003-01BB *BE60.00-P-1004-01BB *BE60.00-P-1005-01BB *BE60.00-P-1006-01BB *BE60.00-P-1003-01GA *BE60.00-P-1004-01GA *BE60.00-P-1005-01GA *BE60.00-P-1006-01GA *BE60.00-P-1003-01HA *BE60.00-P-1004-01HA *BE60.00-P-1005-01HA *BE60.00-P-1006-01HA *129589032100
	<b>Adjust</b>		
2	Open hood (2).		
3	Loosen screws (3, 4).		

4	Release front bumper (1) from arrests (5) and pull toward front.		
5	Switch on ignition.	Model 205 with code 5U3 (AIRPANEL)  The flaps in the radiator trim open after approx. 120 s.	
6	Release screws (6).	Model 205 (except 205.064/086/087/264/286/287/364/386/387/464/486/487), 213, 238	
7	Close hood (2).		
8	Adjust front bumper (1) in relation to hood (2) and headlamps.	Model 205 Engine hood to radiator trim/soft nose Model 205 Protrusion of radiator trim/soft nose, engine hood Model 205 Engine hood to bumper Model 205 Bumper to headlamp Model 213 Engine hood to radiator trim/soft nose Model 213 Protrusion of radiator trim/soft nose, engine hood Model 213 Engine hood to bumper Model 213 Bumper to headlamp Model 238 Engine hood to radiator trim/soft nose Model 238 Protrusion of radiator trim/soft nose, engine hood Model 238 Engine hood to bumper Model 238 Bumper to headlamp  Feeler gauge	*BE60.00-P-1003-01BB *BE60.00-P-1004-01BB *BE60.00-P-1005-01BB *BE60.00-P-1006-01BB *BE60.00-P-1003-01GA *BE60.00-P-1004-01GA *BE60.00-P-1005-01GA *BE60.00-P-1006-01GA *BE60.00-P-1003-01HA *BE60.00-P-1004-01HA *BE60.00-P-1005-01HA *BE60.00-P-1006-01HA *129589032100
9	Open hood (2).		
10	Tighten screws (3, 4).		
11	Tighten screws (6).	Model 205 (except 205.064/086/087/264/286/287/364/386/387/464/486/487), 213, 238	
12	Close hood (2).		
13	Switch off ignition.	Model 205 with code 5U3 (AIRPANEL)	
	<b>Calibrate</b>		
14  	Calibrate 360° camera with diagnosis system.	Model 205, 213 with code 501 (360° camera) Model 238 with code 501 (360° camera)	AD00.00-P-2000-04B AD00.00-P-2000-06LWO

Check values for gap dimensions

Number	Designation		Model 205.0/1	Model 205.2
BE60.00-P-1003-01BB	Engine hood to radiator trim/soft nose	Dimension "C" mm	3,5 (±1)	3,5 (±1)
		For picture, see	AR60.00-P-0700-01L W	AR60.00-P-0700-01 LW

Check values for gap dimensions

Number	Designation		Model 205.3	Model 205.4
BE60.00-P-1003-01BB	Engine hood to radiator trim/soft nose	Dimension "C" mm	3,5 (±1)	3,5 (±1)
		For picture, see	AR60.00-P-0700-01L W	AR60.00-P-0700-01 LW

Check values for gap dimensions

Number	Designation		Model 213.0/1	Model 213.2
BE60.00-P-1003-01GA	Engine hood to radiator trim/soft nose	Dimension "C" mm	3,6 (±0,8)	3,6 (±0,8)
		For picture, see	AR60.00-P-0700-01L WE	AR60.00-P-0700-01 LWE

Check values for gap dimensions

Number	Designation		Model 238.3	Model 238.4
BE60.00-P-1003-01HA	Engine hood to radiator trim/soft nose	Dimension "C" mm	3,5 (±0,5)	3,5 (±0,5)
		For picture, see	AR60.00-P-0700-01L WO	AR60.00-P-0700-01 LWO

Check values for gap dimensions

Number	Designation	Dimension "C"	mm	Model 205.0/1	Model 205.2
BE60.00-P-1004-01BB	Protrusion of radiator trim/soft nose, engine hood	Dimension "C"	mm	1 (± 1)	1 (± 1)
		For picture, see		AR60.00-P-0700-01L W	AR60.00-P-0700-01 LW

Check values for gap dimensions

Number	Designation	Dimension "C"	mm	Model 205.3	Model 205.4
BE60.00-P-1004-01BB	Protrusion of radiator trim/soft nose, engine hood	Dimension "C"	mm	1 (± 1)	1 (± 1)
		For picture, see		AR60.00-P-0700-01L W	AR60.00-P-0700-01 LW

Check values for gap dimensions

Number	Designation	Dimension "C"	mm	Model 213.0/1	Model 213.2
BE60.00-P-1004-01GA	Protrusion of radiator trim/soft nose, engine hood	Dimension "C"	mm	1 (± 1)	1 (± 1)
		For picture, see		AR60.00-P-0700-01L WE	AR60.00-P-0700-01 LWE

Check values for gap dimensions

Number	Designation	Dimension "C1"	mm	Model 238.3	Model 238.4
BE60.00-P-1004-01HA	Protrusion of radiator trim/soft nose, engine hood	Dimension "C1"	mm	1,5 (± 1)	1,5 (± 1)
		For picture, see		AR60.00-P-0700-01L WO	AR60.00-P-0700-01 LWO

Check values for gap dimensions

Number	Designation	Dimension "D"	mm	Model 205.0/1	Model 205.2
BE60.00-P-1005-01BB	Engine hood to bumper	Dimension "D"	mm	4 (± 1)	4 (± 1)
		For picture, see		AR60.00-P-0700-01L W	AR60.00-P-0700-01 LW

Check values for gap dimensions

Number	Designation	Dimension "D"	mm	Model 205.3	Model 205.4
BE60.00-P-1005-01BB	Engine hood to bumper	Dimension "D"	mm	4 (± 1)	4 (± 1)
		For picture, see		AR60.00-P-0700-01L W	AR60.00-P-0700-01 LW

Check values for gap dimensions

Number	Designation	Dimension "D"	mm	Model 213.0/1	Model 213.2
BE60.00-P-1005-01GA	Engine hood to bumper	Dimension "D"	mm	3,8 (± 1)	3,8 (± 1)
		For picture, see		AR60.00-P-0700-01L WE	AR60.00-P-0700-01 LWE

Check values for gap dimensions

Number	Designation	Dimension "D"	mm	Model 238.3	Model 238.4
BE60.00-P-1005-01HA	Engine hood to bumper	Dimension "D"	mm	4,5 (± 1)	4,5 (± 1)
		For picture, see		AR60.00-P-0700-01L WO	AR60.00-P-0700-01 LWO

Check values for gap dimensions

Number	Designation	Dimension "E"	mm	Model 205.0/1	Model 205.2
BE60.00-P-1006-01BB	Bumper to headlamp	Dimension "E"	mm	2 (± 1)	2 (± 1)
		For picture, see		AR60.00-P-0700-01L W	AR60.00-P-0700-01 LW

Check values for gap dimensions

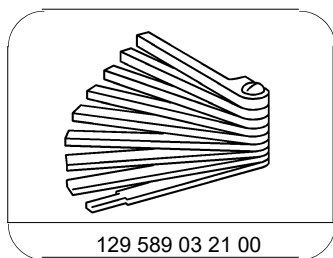
Number	Designation	Dimension "E"	mm	Model 205.3	Model 205.4
BE60.00-P-1006-01BB	Bumper to headlamp	Dimension "E"	mm	2 (± 1)	2 (± 1)
		For picture, see		AR60.00-P-0700-01L W	AR60.00-P-0700-01 LW

Check values for gap dimensions

Number	Designation	Dimension "E"	mm	Model 213.0/1	Model 213.2
BE60.00-P-1006-01GA	Bumper to headlamp	Dimension "E"	mm	2 (± 0,75)	2 (± 0,75)
		For picture, see		AR60.00-P-0700-01L WE	AR60.00-P-0700-01 LWE

Check values for gap dimensions

Number	Designation	Dimension "E"	mm	Model 238.3	Model 238.4
BE60.00-P-1006-01HA	Bumper to headlamp	Dimension "E"	mm	2 (± 0,5)	2 (± 0,5)
		For picture, see		AR60.00-P-0700-01L WO	AR60.00-P-0700-01 LWO



129 589 03 21 00

Feeler gauge