


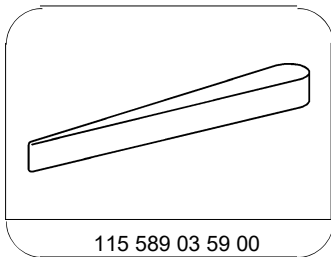


Model 205
Model 213
Model 238.4
Model 253
Model 293

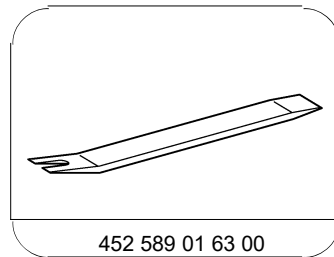
Modification notes

28.02.2019	Special tool assembly wedge replaced by special tool long wedge.	Operation Step 3	AR68.30-P-4050-03LW
------------	--	------------------	---------------------

		Notes on safety-relevant components	AH00.00-Z-0019-01A
		Remove/install	
1	Completely open soft top.	Model 205.4, 238.4	
2	Remove sun visor	Model 205.4 Model 238.4	AR68.60-P-5480NKB AR68.60-P-5480LWO
3	Remove A-pillar trim.	Model 205.4, 238.4 Model 205.0/1/2/3, 213, 253, 293  Long wedge  Model 205.0/1/2/3, 213, 253, 293 Clip remover	AR68.30-P-4050-03LW AR68.30-P-4050-03LWA *115589035900 *452589016300
4	Install in the reverse order		



Long wedge



Clip remover