

Document number : pe30_30-p-2071-97dba

Document title : Electrical function schematic for Evasive Steering Assist

Code: Designation: Position:

1	Stereo multifunction camera, status	17B
10	Speed, turn rate and lateral acceleration, signal	15E
10	Speed, turn rate and lateral acceleration, signal	
11	Electric power steering, status	28C
12	Steering wheel angle sensor, signal	16H
13	Steering wheel angle, signal	13E
15	Gear range, status	8D
15	Gear range, status	9G
16	Electric power steering torque sensor, signal	
17	Wheel angle, signal	
18	Steering wheel torque, signal	
19	Tire pressure monitor, message	15K
19	Tire pressure monitor, message	14H
2	Radar sensor system operational, status	
20	Tire pressure loss warning, status	14H
21	Trailer recognition, status	19K
21	Trailer recognition, status	
22	Object information, data package	
23	Short and long-range radar sensor, signal	10F
24	Electric power steering, request	9E
25	Electric power steering actuator motor, actuation	6L
26	Warning tone, request	17J
26	Warning tone, request	2J
27	Speaker, actuation	18J
28	Operation, signal	35K
28	Operation, signal	33J
28	Operation, signal	42E
28	Operation, signal	32L
28	Operation, signal	30D
28	Operation, signal	34D
28	Operation, signal	34B
28	Operation, signal	30B
3	Engine running, signal	8C
3	Engine running, signal	13E
4	Drivetrain operational, signal	8C
4	Drivetrain operational, signal	13E
5	Steer Assist, status	14G
5	Steer Assist, status	

Document number : pe30_30-p-2071-97dba

Document title : Electrical function schematic for Evasive Steering Assist

Code: Designation: Position:

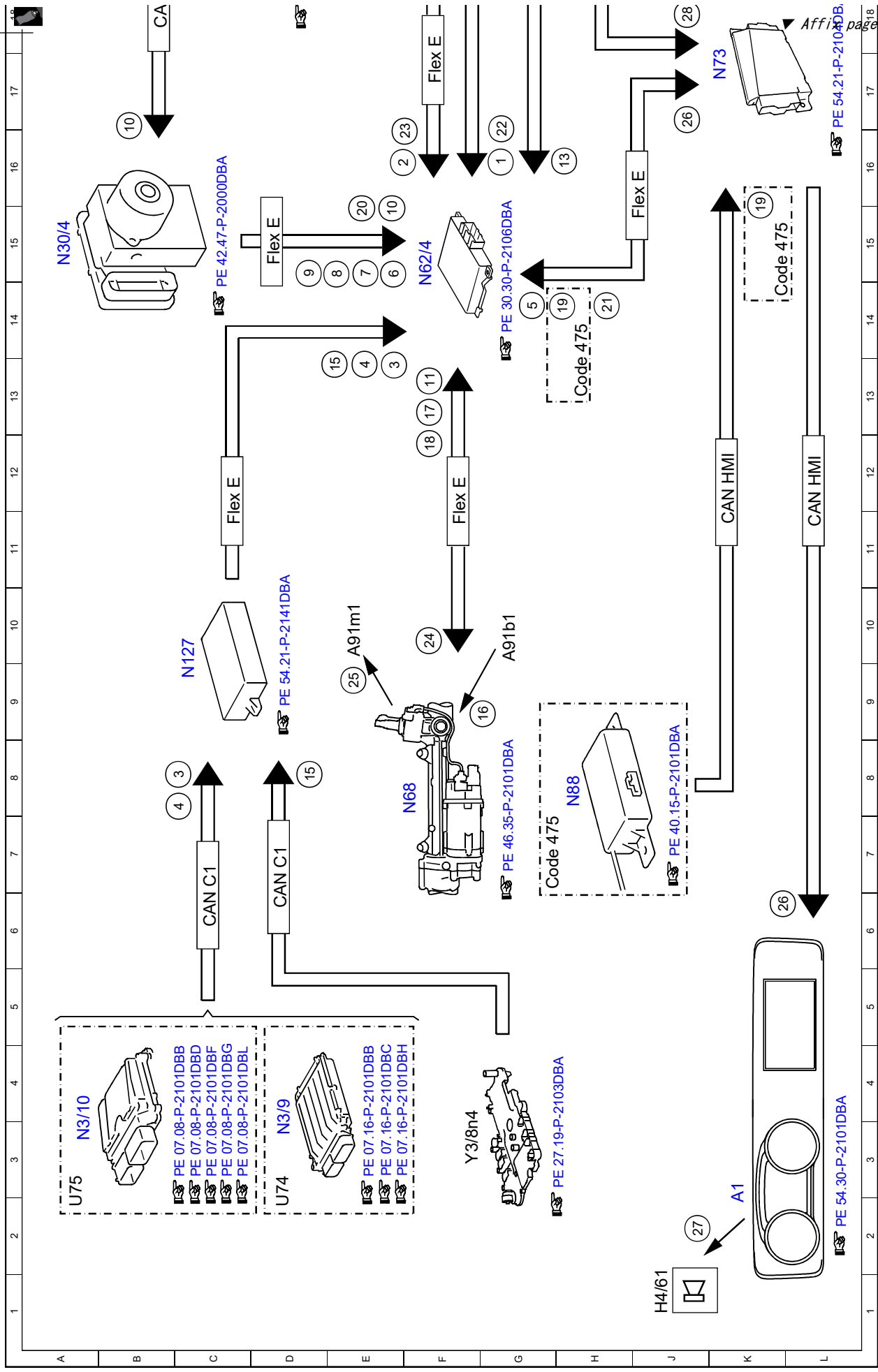
6	Service brake, status	15E
7	ESP®, status	15E
8	Wheel rotation direction, signal	15E
9	Wheel speed, signal	15D
A1	Instrument cluster	3K
A105	Touchpad	40G
A105	Touchpad	40D
A26/17	Head unit	33J
A40/13	Stereo multifunction camera	23B
A40/9	Audio/COMMAND control panel	40K
A91b1	Electric power steering torque sensor	10G
A91m1	Electric power steering actuator motor	10E
B25/20	Driver hands-free system microphone	33G
B92/12	Short and long-range radar sensor	19C
CAN A	Telematics CAN	36L
CAN B	Interior CAN	20K
CAN B	Interior CAN	26K
CAN C1	Drive train CAN	6C
CAN C1	Drive train CAN	7D
CAN H	Vehicle dynamics CAN	18B
CAN HMI	User interface CAN	12L
CAN HMI	User interface CAN	12K
CAN HMI	User interface CAN	26L
CAN HMI	User interface CAN	20L
CAN LR	Steering wheel CAN	30D
Code 246	Analog clock	45C
Code 446	Touchpad only	38C
Code 448	Touchpad	38G
Code 475	Tire pressure monitor	7H
Code 475	Tire pressure monitor	13H
Code 475	Tire pressure monitor	14L
Code 550	Trailer hitch	29H
Flex E	Chassis FlexRay	15J
Flex E	Chassis FlexRay	11F
Flex E	Chassis FlexRay	15D
Flex E	Chassis FlexRay	20G
Flex E	Chassis FlexRay	20F
Flex E	Chassis FlexRay	11C
Flex E	Chassis FlexRay	17F

Document number : pe30_30-p-2071-97dba

Document title : Electrical function schematic for Evasive Steering Assist

Code: Designation: Position:

Flex E	Chassis FlexRay	20H
Flex E	Chassis FlexRay	26H
Flex E	Chassis FlexRay	26G
H4/61	Instrument cluster speaker	1J
LIN A3	LCP LIN	43E
LIN E1	Steering LIN	31B
N127	Drivetrain control unit	9C
N135	Steering wheel electronics	34C
N135	Steering wheel electronics	34A
N2/10	Supplemental restraint system control unit	21B
N28/1	Trailer recognition control unit	30H
N3/10	ME-SFI [ME] control unit	3A
N3/9	CDI control unit	3D
N30/4	Electronic Stability Program control unit	15A
N49	Steering wheel angle sensor	28B
N62/4	Mercedes-Benz Intelligent Drive control unit	15F
N68	Electrical power steering control unit	8F
N72/1	Upper control panel control unit	46E
N72/1s58	Vehicle button	47D
N73	Electronic ignition switch control unit	17K
N80	Steering column module control unit	27A
N88	Tire pressure monitor control unit	8H
S163/2s10	Head unit finger navigation pad	37D
S163/2s10	Head unit finger navigation pad	37B
S163/2s13	"Back" button	37D
S163/2s13	"Back" button	37B
U1056	Valid except code 446 (Touchpad only)	38J
U74	Valid for diesel engines	2D
U75	Valid for gasoline engines	2A
Y3/8n4	Fully integrated transmission control unit	3F



PE 54.21-P-2103DB

PE 54.21-P-2101DB

PE 40.15-P-2101DBA

PE 46.35-P-2101DBA

PE 30.30-P-2106DBA

PE 27.19-P-2103DBA

PE 54.30-P-2101DBA

PE 54.21-P-2141DBA

PE 07.08-P-2101DBB

PE 07.08-P-2101DBD

PE 07.08-P-2101DBF

PE 07.08-P-2101DBG

PE 07.08-P-2101DBL

PE 07.16-P-2101DBB

PE 07.16-P-2101DBC

PE 07.16-P-2101DBH

PE 54.30-P-2101DBA

PE 27.19-P-2103DBA

PE 46.35-P-2101DBA

PE 40.15-P-2101DBA

PE 30.30-P-2106DBA

PE 54.21-P-2141DBA

PE 54.21-P-2103DB

PE 54.30-P-2101DBA

PE 07.08-P-2101DBB

PE 07.08-P-2101DBD

PE 07.08-P-2101DBF

PE 07.08-P-2101DBG

PE 07.08-P-2101DBL

PE 07.16-P-2101DBB

PE 07.16-P-2101DBC

PE 07.16-P-2101DBH

PE 54.30-P-2101DBA

PE 27.19-P-2103DBA

PE 46.35-P-2101DBA

PE 40.15-P-2101DBA

PE 30.30-P-2106DBA

PE 54.21-P-2141DBA

PE 54.21-P-2103DB

PE 54.30-P-2101DBA

PE 07.08-P-2101DBB

PE 07.08-P-2101DBD

PE 07.08-P-2101DBF

PE 07.08-P-2101DBG

PE 07.08-P-2101DBL

PE 07.16-P-2101DBB

PE 07.16-P-2101DBC

PE 07.16-P-2101DBH

PE 54.30-P-2101DBA

PE 27.19-P-2103DBA

PE 46.35-P-2101DBA

PE 40.15-P-2101DBA

PE 30.30-P-2106DBA

PE 54.21-P-2141DBA

PE 54.21-P-2103DB

PE 54.30-P-2101DBA

PE 07.08-P-2101DBB

PE 07.08-P-2101DBD

PE 07.08-P-2101DBF

PE 07.08-P-2101DBG

PE 07.08-P-2101DBL

PE 07.16-P-2101DBB

PE 07.16-P-2101DBC

PE 07.16-P-2101DBH

PE 54.30-P-2101DBA

PE 27.19-P-2103DBA

PE 46.35-P-2101DBA

PE 40.15-P-2101DBA

PE 30.30-P-2106DBA

PE 54.21-P-2141DBA

PE 54.21-P-2103DB

PE 54.30-P-2101DBA

PE 07.08-P-2101DBB

PE 07.08-P-2101DBD

PE 07.08-P-2101DBF

PE 07.08-P-2101DBG

PE 07.08-P-2101DBL

PE 07.16-P-2101DBB

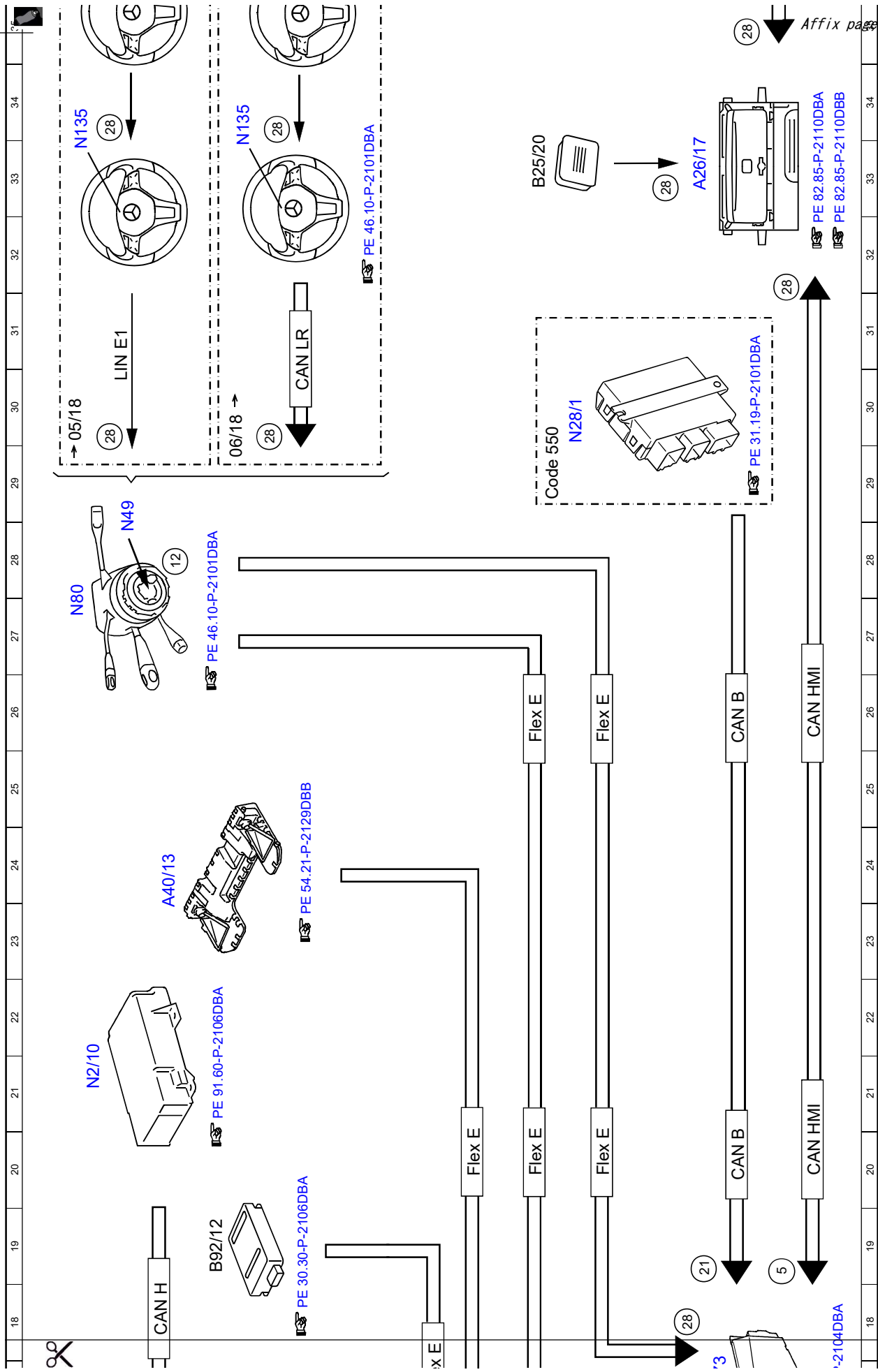
PE 07.16-P-2101DBC

PE 07.16-P-2101DBH

PE 54.30-P-2101DBA

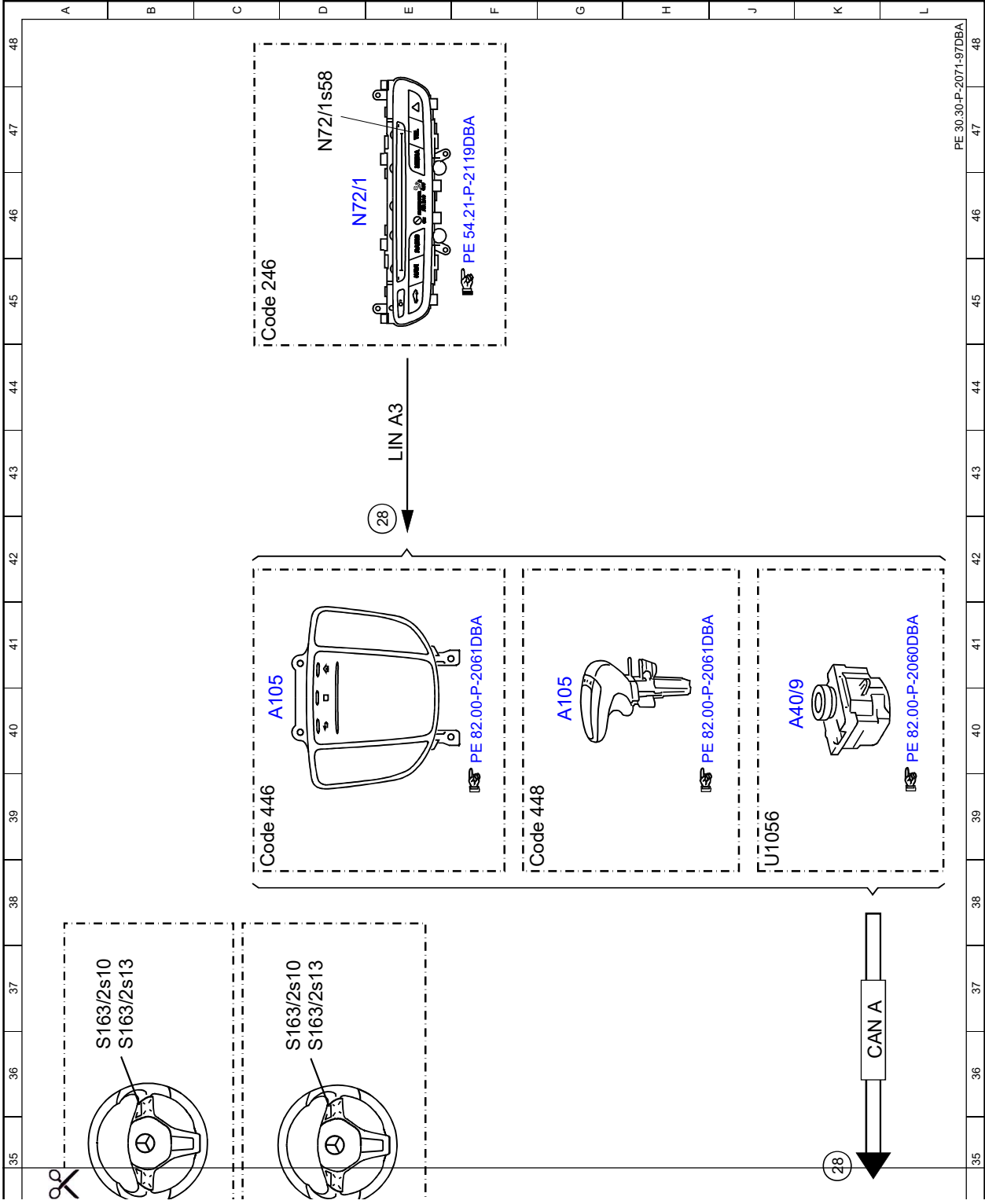
PE 27.19-P-2103DBA

PE 46.35-P-2101DBA



Affix page 3 here

Cut here



Cut here