





Model 213
with code 432 (Dynamic seats left and right)

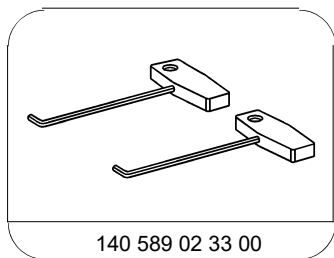


P91.25-2658-09

1	<i>Pneumatic line</i>	3	<i>Electrical wiring harness</i>	N32/15	<i>Left front multicontour seat control unit</i>
2	<i>Electrical connector</i>	4	<i>Electrical wiring harness</i>	N32/16	<i>Right front multicontour seat control unit</i>

Topical note	Information on preventing damage to electronic components due to electrostatic discharge		AH54.00-P-0001-01A
	Remove/install		
1	Perform commissioning of left front multicontour seat control unit (N32/15) or right front multicontour seat control unit (N32/16).	When replacing the left front multicontour seat control unit (N32/15) or right front multicontour seat control unit (N32/16).	
	2	Remove seat backrest trim at seat backrest.	AD00.00-P-2000-04B AR91.10-P-1912LW
	3	Switch off ignition and store transmitter key outside of transmission range (min. 2 m).	
	4	Disconnect electrical connectors (2) from left front multicontour seat control unit (N32/15) or right front multicontour seat control unit (N32/16).	
	5	Unhook electrical wiring harnesses (3, 4) from brackets on left front multicontour seat control unit (N32/15) or right front multicontour seat control unit (N32/16).	
	6	Release left front multicontour seat control unit (N32/15) or right front multicontour seat control unit (N32/16) at catch hooks (arrows B).	
	7	Carefully pull left front multicontour seat control unit (N32/15) or right front multicontour seat control unit (N32/16) upwards until the pneumatic lines (1) can be lifted past the brackets (arrows A).	

8	Carefully lift pneumatic lines (1) past the brackets (arrows A).	 <p>Make sure that the pneumatic lines (1) do not kink. Otherwise, the pneumatic lines (1) may start to leak.</p>  Extraction hook	*140589023300
9	Release and disconnect pneumatic lines (1) using suitable tool.	 The pneumatic lines (1) are color coded.	
10	Remove left front multicontour seat control unit (N32/15) or right front multicontour seat control unit (N32/16).		
11	Install in the reverse order		



140 589 02 33 00

Extraction hook