



G-Class Professional

September 2017

Mercedes-Benz

The best or nothing.





Durability, reliability and value. Just a few of the exceptional traits that make us so proud of the G-Class.

Each individual cross-country vehicle is practically hand-built, as only the hands, minds and hearts of experienced professionals can ensure the special qualities for which this classic vehicle is renowned. The extremely robust frame of the “G”, comprising sheet-steel sections with a thickness of up to 4 mm, is held together by over 6400 manually applied welds.

The frame is surface-treated and waxed, while the vehicle floor features an additional plastic coating. And all the detachable body parts are meticulously primed and finished with several coats of paint. This means that the “G” can easily withstand a multitude of environments.



GPROFESSIONAL





G-Class Professional tailored to meet a customer specification shown



G-Class Professional tailored to meet a customer specification shown

**Equally at home on or off the road. No matter what.
The off-road capability of the G-Class Professional.**

Impressive output alone is not enough to drive you forward. High levels of power need to be harnessed and intelligently controlled. The G-Class meets this challenge head-on with its perfectly harmonized, standard-specification driving systems. Its legendary off-road expertise is largely down to two precisely located rigid axles with high torsional flexing, long spring travel, permanent all-wheel drive, the synchromesh transfer case and three 100% differential locks.

The three differential locks can be individually selected in a logical preset sequence during the journey for optimum off-road performance. If one of the wheels loses traction, the force is distributed to the wheels that offer the best grip. Even the grip from a single wheel can provide enough traction for your G-Class Professional. In addition, by activating the low-range gearbox, e.g. "low-range" mode, you can ensure optimum traction even at low speeds. Your G-Class Professional can climb, clamber and tackle steep ascents. But, above all, it demonstrates what a high-performance off-roader really is. A strong combination that no other vehicle can offer.

A professional approach requires great drive.
Smooth and powerful: The CDI diesel engine with
automatic transmission.

As well as being an impressive performer, the high-torque diesel engine is highly economical. Seldom has a genuine off-roader provided such a compelling mix of power and efficiency. Direct fuel injection comes courtesy of an optimised common-rail injection system, which ensures low fuel consumption. The required injection pressure is always available in a central fuel line when the engine is running. It is stored in the line and supplied to individually controlled valves as and when required.

Although you do not see much of this process, you are sure to notice the benefits: a quiet and extremely powerful engine offering an impressive output, even at low revs, slow speeds on rough terrain and on extreme up-hill gradients.





The G-Class Professional “Edition PUR” gives you all the freedom you need

For over three decades the exterior of the G-Class has been the embodiment of robustness combined with unpretentious and functional design. This unrestricted suitability for everyday use is crowned by the G-Class Professional special model “Edition PUR” with its numerous high-quality items of equipment. From the walk-on bonnet and the roof rack which comes as standard to the leather seats and rear windows fitted with privacy glass, this member of the G-Class family demonstrates an uncompromising zest for off-road action.





Powertrain

Engine type (capacity/layout)	2,987 / V6
Power (kW @ rpm)	135 @ 3,800
Torque (Nm @ rpm)	400 @ 1,600-2,800
Bore x Stroke (mm)	83 x 92
Fuel type	Diesel
Fuel tank	96L
Transmission	5-Speed Automatic
Distribution	Four wheel drive (4x4)
Differential locks	Front/Centre/Rear
Low Range (Ratio)	H: 0.87 L: 2.16

Weights and Capacities

	Wagon	Cab Ch
Unladen weight (kg)	2,350	2,346
Payload (kg)	1,210	2,085
Gross Vehicle Mass (GVM) (kg)	3,560	4,490

Towing

Braked (kg)	3,140	3,200
Unbraked (kg)	750	750
Downball (kg)	140	150


Dimensions	Wagon	Cab Ch
Length (mm)	4,815	5,192
Width (mm)	1,765	1,850
Width incl. Mirrors (mm)	1,950	2,500
Height (mm)	2,030	2,090
Wheelbase (mm)	2,840	3,428

Off-Road capability	Wagon	Cab Ch
Approach (°)	38	38
Departure (°)	42	35
Brake over angle (°)	23	22
Ground clearance (mm)	230	252
Fording depth (mm)	600	650
Slope climb ability (%)	60	80
Lateral slope (%)	40	54

Tyres and Rims	
Tyres (Wagon)	265/70 R16 M+S
Tyres (Cab Chassis)	265/75 R16 M+S
Rims	7.5J x 16



Wagon Shown



Cab Chassis - Winch preparation package shown



Anti-lock brake system (ABS) with
Electronic brake force distribution (EBD)

Snorkel

12V, battery 2 x 60Ah/400A

Dual airbag for driver
and passenger

Headlight and top
indicator protection

Black alloy rims 7.5J X 16"

3 Differential locks electronically
switchable during drive
(transfer case, front - and rear axle)

Electronic stability program (ESP)

Underbody protection plate

Spare wheel with cover

Four independent seats with access to rear cargo area



Rear step in bumper

3,560kg Gross Vehicle Mass

Tank volume approximately 96 liters

Fording ability: 600 mm (fresh water)

Front and rear mudflaps



Dual airbag for driver and passenger

12V, battery 2 x 60Ah/400A

Fording ability:
650 mm (fresh water)

Pre-installation of the Vehicle
Data Monitoring System (VDMS)

Engine working
speed regulation

Anti-lock brake system (ABS) with
Electronic brake force distribution (EBD)


Black alloy rims 7.5J X 16"

Electronic stability program (ESP)

Reinforced chassis to
allow for 50 kN rated
recovery points

3 Differential locks electronically
switchable during drive
(transfer case, front - and rear axle)

Bull bar capable of mounting winch,
allows the fitment of side steps
and brushguards



Pre-wiring for spot light, including factory switches on dashboard

Additional electrical circuit with 120A circuit breaker, plus 2 connectors at the rear of the vehicle

Additional diesel hose for fuel take-off for a separate pump / generator

Total of 8 mounting points and 2 supporting points behind cabin for body module

Permissible front axle load: 2200 kg


Frame modified for gross vehicle weight up to 4490 kg

Tank volume approximately 96 liters

Square bracket for mounting a trailer hook with 7-pin metal socket for trailer

Permissible rear axle load: 2800 kg

Wagon and Cab Chassis




Polar White Non-Metallic (149)




Black Non-Metallic (040)



Deep Orange (603)




Flame Red (534)




Fir Green (295)

Wagon#



Obsidian Black Metallic (197)



Iridium Silver Metallic (775)




Citrine Brown Metallic (796)




Tanzanite Blue Metallic (359)


Wagon 'Edition PUR' only*




Magnetite Black Metallic (183)



Tenorite Grey Metallic (755)



Palladium Silver Metallic (792)



Periclase Green Metallic (300)

= Available at additional cost
* = Included with Edition PUR



G-Professional Wagon
Tartan upholstery - grey (001)



G-Profssional Wagon 'Edition PUR'
Leather upholstery - black (201)



G-Professional Cab Chassis
Vinyl upholstery - black (101)



This Brochure is prepared by Mercedes-Benz Australia/Pacific Pty Ltd

The manufacturer reserves the right to make changes to the design, form, colour and specification during the delivery period, provided these changes, while taking into account the interests of the vendor, can be deemed reasonable with respect to the purchaser. Where the vendor or the manufacturer uses symbols or numbers to describe an order or the subject of an order, no rights may be derived solely from these. The illustrations may show accessories and items of optional equipment which are not part of standard specification. The illustrations and photos may also show test vehicles or vehicles with special bodies supplied by external body manufacturers which are not part of standard specification and are not available for purchase as optional extras. Colours may differ slightly from those shown in the brochure, owing to the limitations of the printing process. To obtain current and accurate information on a vehicle and any options applicable to Australia, please contact an authorised Mercedes-Benz dealer.

GPROFESSIONAL