

NEW GEN PART# 463-835-28-00 MB MSRP \$55
LOCAL DEALERS CAN "LIST HIGHER PRICE"

Model 463
as of model year 2019


Cover

YES - SHOP PHOTO ILLUSTRATION
SHOWS A MB E-SEDAN
FOR NEW GEN G-WAGENS
SIMILAR PROCEDURE REMOVE
"KICK PANEL" UNDER GLOVE BOX
THEN REMOVE SNAP PANEL

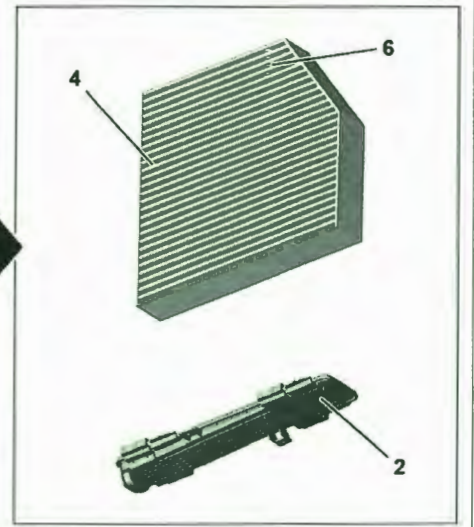



P83.00-A006-06

- 1 Cover
- 2 Cover
- 3 Lock
- 5 AC housing



P83.00-A008-06



P83.00-A009-08

- 2 Cover
- 3 Lock
- 4 Activated charcoal particle filter
- 5 AC housing
- 6 Guide

	Remove		
1	Remove trim (1).		
AR			AR68.10-P-1502XG
2	Release lock (3) by pushing in direction of arrow then remove cover (2) downwards from air conditioner housing (5).		
3	Remove activated charcoal particle filter (4) downwards out of air conditioner housing (5).		
	Install		
4	Slide new activated charcoal particle filter (4) into air conditioner housing (5).	<p>ⓘ</p> <p>Ensure that the new activated charcoal particle filter (4) is positioned correctly. Slide guide (6) onto guide pin in air conditioner housing (5). Damage can otherwise occur.</p>	
5	Seal air conditioner housing (5) with cover (2) then lock the lock (3) against the direction of the arrow.	<p>ⓘ</p> <p>Check cover (2) is correctly seated and correctly latched into place. Damage can otherwise occur.</p>	
6	Install panel (1).		
AR			AR68.10-P-1502XG