










Models 164, X164 and 251 (M-Class, GL-Class, and R-Class)



Reset Service Indicator

1. Insert key into ignition, switch to position "1".
2. Press buttons  or  repeatedly until the mileage is displayed within the Multifunction display.
3. Press cluster illumination button (1) 3 times in short succession. The battery voltage will be displayed
4. Press the up  /  buttons until the service menu appears.
5. Use the  and  buttons to select menu option "Confirm".
6. Press button  until "Complete Service" is selected.
7. Confirm "Complete Service" with button . The display will show "Service Confirmed".

Feedback welcome on startekinfo.team@mbusa.com.