

MODEL 164



P88.20-2627-01

Shown on model 164.1

- 1 Bolts
- 2 Clips




P88.20-2629-01

Shown on model 164.1

- 4 Screw
- 5 Bracket

Shown on model 164.8

- 3 Bolts




P88.20-2628-10

Shown on model 164.1 with code 220 Parktronic system (PTS)






- 6 Electrical connector

- X26/32 Left front engine compartment/bumper connector
- X26/36 Right front engine compartment/bumper connector



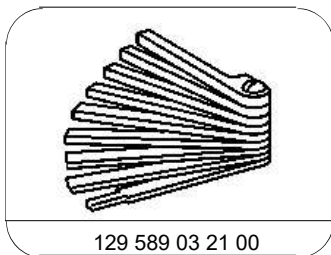
P88.20-2630-12

|                |  |   |                    |
|----------------|--|---|--------------------|
|                | <b>Remove/install</b>  |   |                    |
| <b>Danger!</b> | <b>Risk of death</b> caused by vehicle slipping or toppling off of the lifting platform. | Align vehicle between lifting platform columns and position the four mounting plates at lifting platform mounting points specified by manufacturer. | AS00.00-Z-0010-01A |
| 1              | Lift/jack up vehicle   |   | AR00.60-P-1000GZ   |
| 2              | Remove bolt (1)  |   |                    |
| 3              | Unclip clips (2)   |   |                    |
| 4              | Remove front section of fender liner in right and left front fender                      |   | AR88.10-P-1310GZ   |
| 5              | Remove bolt (3)  | On model 164.8 additional bolts in vehicle center.  |                    |
| 6              | Remove expansion rivet on underride guard  | Only on vehicles with code 430 Offroad package.   |                    |

|    |   |   |   |
|----|---|---|---|
| 7  | Remove bolt (4), pivot bracket (5) to vehicle and remove toward rear.                             |  On left and right.  |   |
| 8  | Disconnect electrical connector (6) from left engine compartment/bumper connector (X26/32)        |   |   |
| 9  | Disconnect electrical connector (6) from right front engine compartment/bumper connector (X26/36) |  On vehicles with code 220 Parktronic system (PTS).  |   |
| 10 | Remove bumper toward front.   |  Use aid of helper.<br> <b>Installation:</b> If required, adjust gap.<br>Gap dimension<br>Gap dimension<br> Feeler gauge | *BE60.00-P-1004-01P<br>*BE60.00-P-1005-01P<br>*129589032100 |
| 11 | Check and correct the adjustment of the headlamps   |   | AP82.10-P-8260GZ  |
| 12 | Install in the reverse order  |   |   |

### Test and adjustment values for gap dimensions

| Number             | Designation   | Model 164.1                    | Model 164.8  |                     |                     |
|--------------------|---------------|--------------------------------|--------------|---------------------|---------------------|
| BE60.00-P-1004-01P | Gap dimension | Rear door to C-pillar          | Dim. "L" mm  | 4.5 (±0.5)          | 4,5 (±1,0)          |
|                    |               | Engine hood to headlamp        | Dim. "M" mm  | 4 (±1)              | 4,0 (±1,0)          |
|                    |               | Bumper to headlamp             | Dim. "N" mm  | 4 (±1)              | 4,0 (±1,0)          |
|                    |               | Front grille to bumper         | Dim. "O" mm  | 6 (±1.5)            | -                   |
|                    |               | Taillamp to rear-end door      | Dim. "P" mm  | 5 (±0.5)            | 5.0 (±1.0)          |
|                    |               | See picture                    |              | AR60.00-P-0700-01GZ | AR60.00-P-0700-01GZ |
| BE60.00-P-1005-01P | Gap dimension | Front bumper to fender         | Dim. "Q" mm  | -                   | 0,0 (±1,0)          |
|                    |               | Taillamp to rear-end door      | Dim. "R" mm  | 5 (±0.5)            | 5.0 (±1.0)          |
|                    |               | Bumper to taillamp             | Dim. "S" mm  | 3 (±0.5)            | 3,0 (±1,0)          |
|                    |               | Top of taillamp to D-pillar    | Dim. "T" mm  | 3 (±0.5)            | 3,0 (±1,0)          |
|                    |               | Bottom of taillamp to D-pillar | Dim. "T1" mm | 5 (±0.5)            | 3,0 (±1,0)          |
|                    |               | See picture                    |              | AR60.00-P-0700-01GZ | AR60.00-P-0700-01GZ |



129 589 03 21 00

Feeler gauge