

Document number: pe54.21-p-2103-97maa

Document title: Wiring diagram of rear signal acquisition and actuation module (SAM) control unit

Code:	Designation:	Position:
A0	Color code key	88L
A49/6	Radio antenna interference filter	19L
A49/6x1	Radio antenna interference suppression filter electrical connector	19K
B4/1	Left fuel level sensor	22L
B4/1	Left fuel level sensor	26L
B4/2	Right fuel level sensor	22L
B4/2	Right fuel level sensor	27L
B84/3	Backup camera	55L
CAN B	Interior CAN	5K
Code M014	Up-rated engine	24H
E15/9	Right load compartment dome lamp	39L
E17/27	Rear-end door warning lamp	76L
E17/5	Left rear door entrance/exit lamp	42L
E17/6	Right rear door entrance/exit lamp	47L
E19/3	Left rear-end door license plate lamp	79L
E19/4	Right rear-end door license plate lamp	80L
E21	Center high-mounted stop lamp	83L
E3	Left taillamp	58L
E3e1	Left turn signal lamp	60L
E3e1	Left turn signal lamp	
E3e10	Left brake light and taillight	60L
E3e2	Left taillamp and rear fog lamp	58L
E3e2	Left taillamp and rear fog lamp	59L
E3e3	Left backup lamp	58L
E3e3	Left backup lamp	
E3e4	Left stop lamp	
E3e8	Left taillamp, side-marker lamp, parking lamp	59L
E3e9	Left stop lamp, taillamp, parking lamp and side-marker lamp	59L
E4	Right taillamp	64L
E40/1	Rear-end door ambient lamp	74L
E40/1	Rear-end door ambient lamp	75L
E4e1	Right turn signal lamp	62L
E4e1	Right turn signal lamp	62L
E4e10	Right brake light and taillight	62L
E4e2	Right taillamp and rear fog lamp	64L
E4e2	Right taillamp and rear fog lamp	64L
E4e3	Right backup lamp	63L
E4e3	Right backup lamp	
E4e4	Right stop lamp	62L

Document number: pe54.21-p-2103-97maa

Document title: Wiring diagram of rear signal acquisition and actuation module (SAM) control unit

Code:	Designation:	Position:
E4e8	Right taillamp, side-marker lamp, parking lamp	63L
E4e9	Right stop lamp, taillamp, parking lamp and side-marker lamp	63L
F33	Battery compartment prefuse box	2L
F33f79	Fuse 79	
F33f80	Fuse 80	
F4	Load compartment fuse and relay box	17L
F58	Engine compartment fuse and relay box	35L
F58f110	Fuse 110	34L
H3	Alarm signal horn	71L
H3/1	Alarm signal siren	37L
K24/2	Front passenger seat adjustment comfort relay	12L
N10/8	Rear SAM control unit	4A
N10/8	Rear SAM control unit	12A
N10/8	Rear SAM control unit	28A
N10/8	Rear SAM control unit	20A
N10/8	Rear SAM control unit	37A
N10/8	Rear SAM control unit	53A
N10/8	Rear SAM control unit	60A
N10/8	Rear SAM control unit	68A
N10/8	Rear SAM control unit	75A
N10/8	Rear SAM control unit	80A
N10/8	Rear SAM control unit	44A
N30/6	Regenerative braking system control unit	31L
N47-5	ESP control unit	31L
N66/10	Backup camera voltage supply module	55L
N70	Overhead control panel control unit	9L
U1	Valid for {{USA}}	69C
U151	Valid for engine 113	31E
U151	Valid for engine 113	35E
U151	Valid for engine 113	70E
U154	Valid for 164.1	1C
U154	Valid for 164.1	4D
U154	Valid for 164.1	49G
U154	Valid for 164.1	57G
U154	Valid for 164.1	65J
U154	Valid for 164.1	77C
U154	Valid for 164.1	80C
U155	Valid for 164.8	1C
U155	Valid for 164.8	4E

Document number: pe54.21-p-2103-97maa

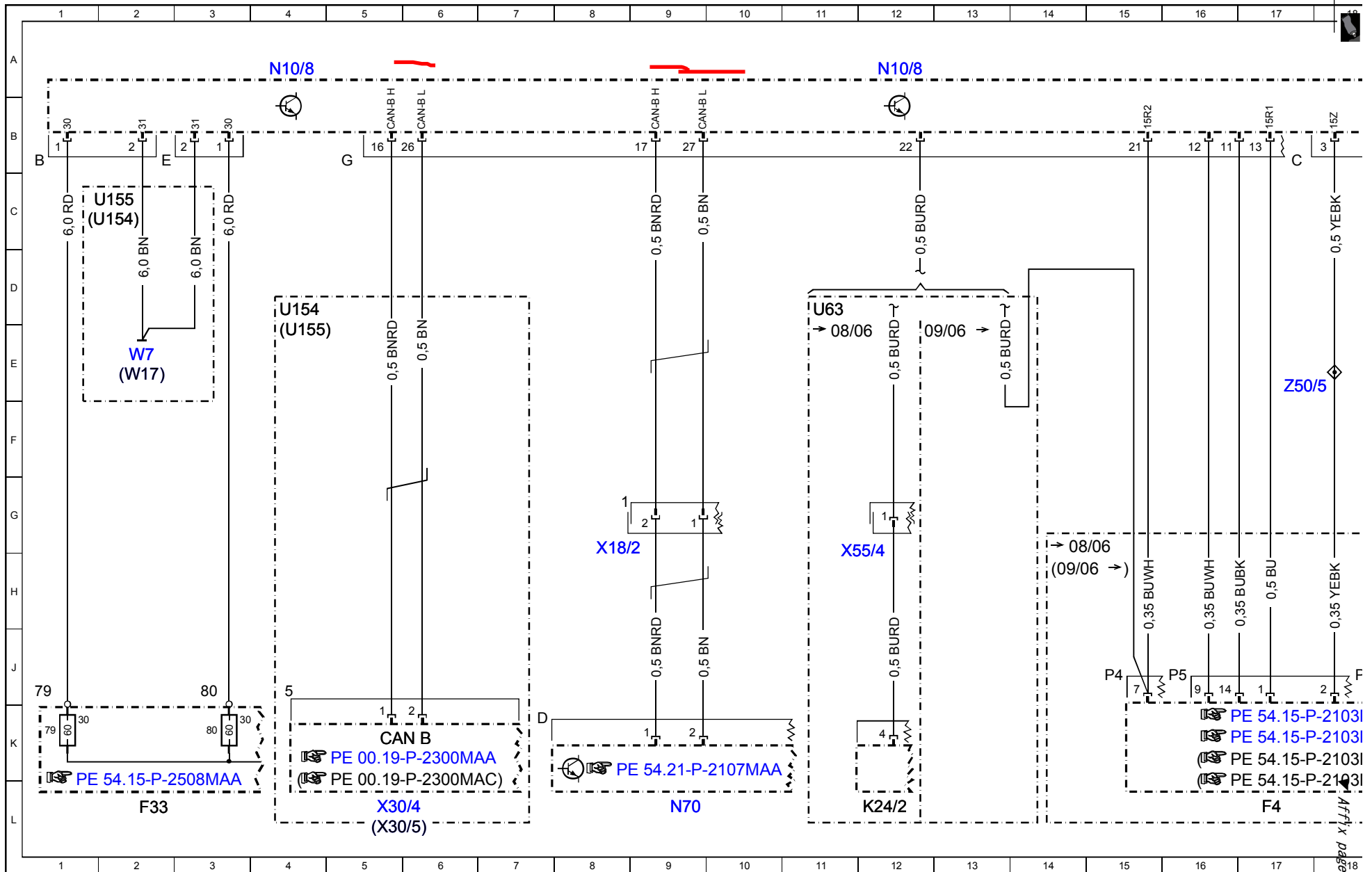
Document title: Wiring diagram of rear signal acquisition and actuation module (SAM) control unit

Code:	Designation:	Position:
U155	Valid for 164.8	52G
U155	Valid for 164.8	57H
U155	Valid for 164.8	67J
U155	Valid for 164.8	77D
U182	Valid without spare tire carrier	60H
U182	Valid without spare tire carrier	77F
U2	Valid for all except{{USA}}	33C
U275	Valid for engine 642.8	24H
U3	Valid for all except {{Japan}}	53H
U3	Valid for all except {{Japan}}	53J
U63	Valid for seat adjustment without memory	11D
U656	Valid for interior light package	73F
U681	Valid for all except M113	30E
U681	Valid for all except M113	35E
U681	Valid for all except M113	69E
U805	Not valid on vehicles with automatic rear-end door or loading floor	75F
U899	Valid for backup camera	53G
U899	Valid for backup camera	53H
U932	Valid for engine 642 BLUETEC	24G
U974	Not valid for full hybrid drive	29K
U978	Valid for full hybrid drive	29K
U978	Valid for full hybrid drive	20H
U981	Not valid for 642 BlueTEC and full hybrid drive	20G
W15/2	Ground (left footwell)	45H
W16/3	Ground (left assembly compartment, power ground)	38L
W16/3	Ground (left assembly compartment, power ground)	72L
W17	Ground (right rear seat)	2E
W17	Ground (right rear seat)	50L
W29/9	Ground (right D-pillar)	82L
W6	Ground (left wheelhouse in luggage compartment)	58E
W7	Ground (right wheelhouse in luggage compartment)	40H
W7	Ground (right wheelhouse in luggage compartment)	2E
W7	Ground (right wheelhouse in luggage compartment)	66L
W8	Ground (rear-end door)	74H
W8	Ground (rear-end door)	76H
W8	Ground (rear-end door)	82G
X18/2	Interior/roof connector	8H
X18/3	Interior/fuel tank connector	23F
X213	Rear SAM connecting point	81E

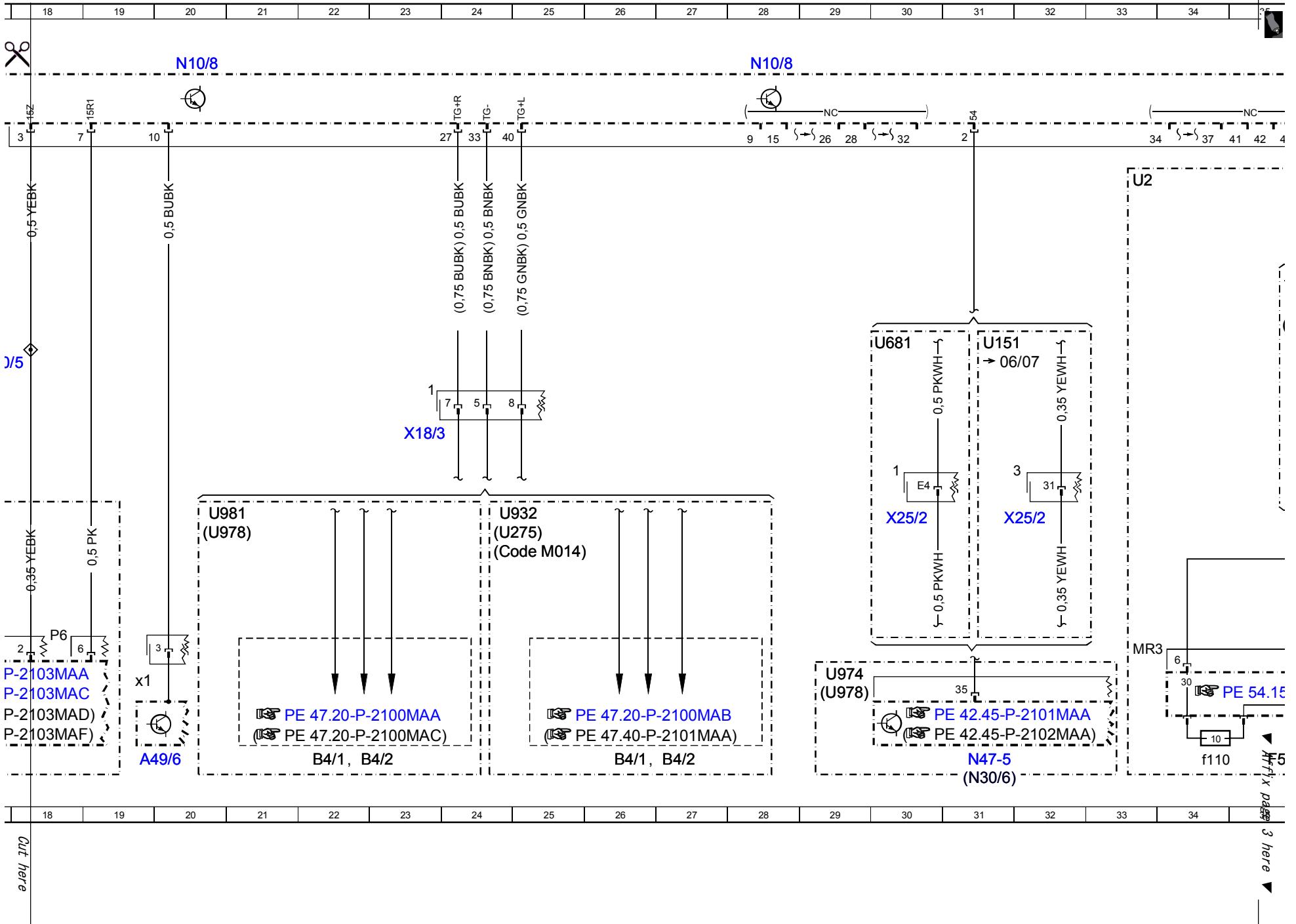
Document number: pe54.21-p-2103-97maa

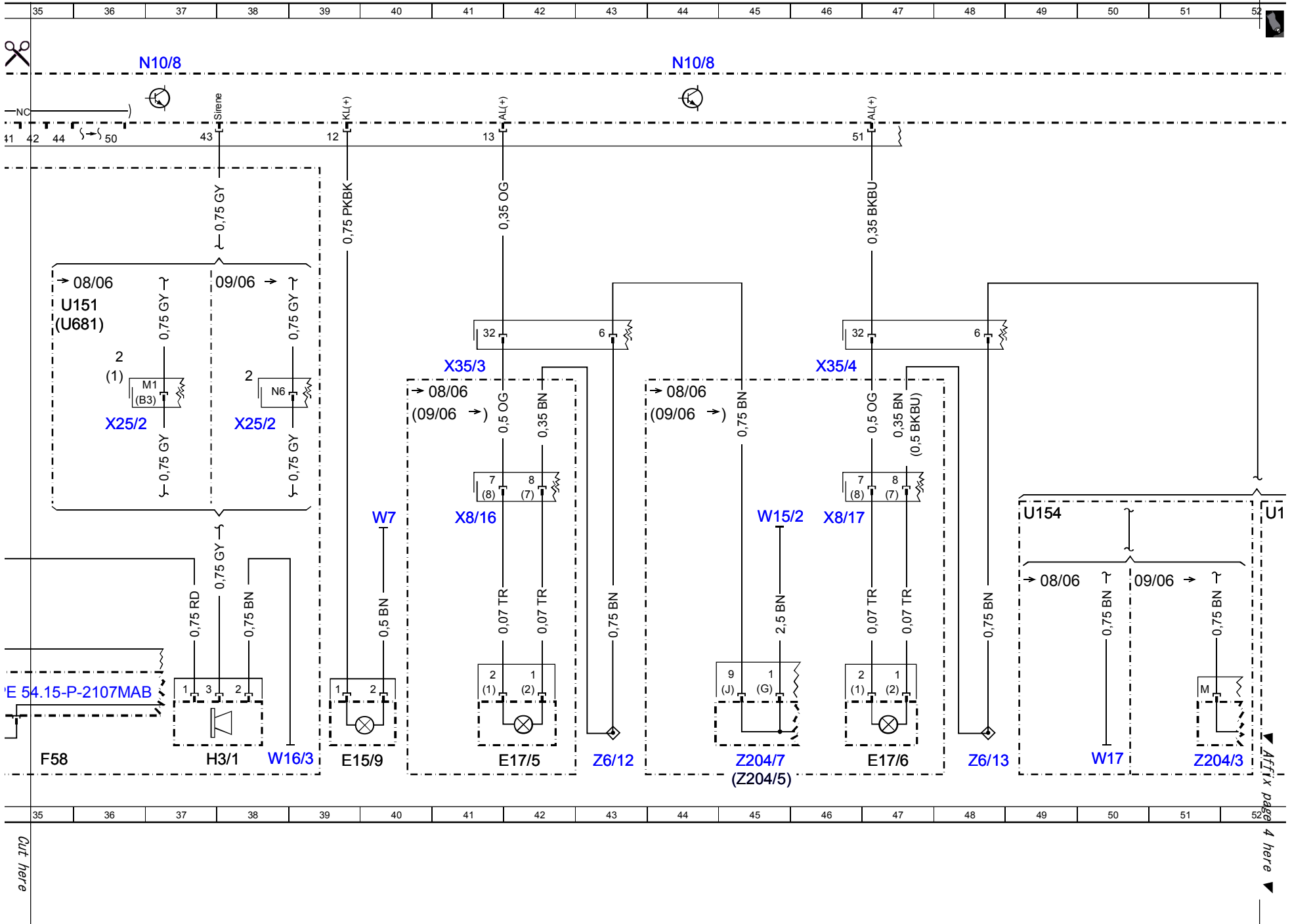
Document title: Wiring diagram of rear signal acquisition and actuation module (SAM) control unit

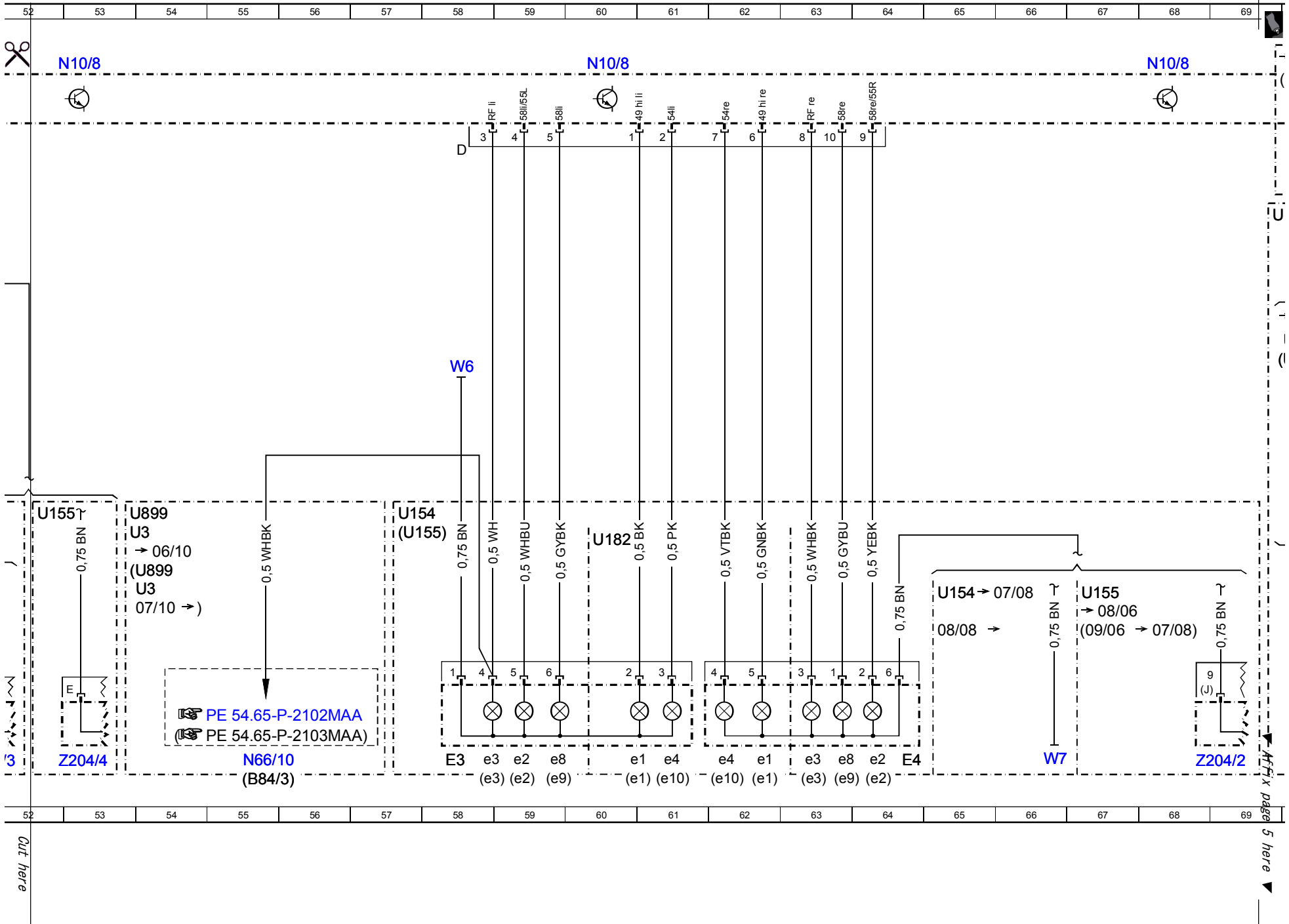
Code:	Designation:	Position:
X25/2	Engine compartment/interior compartment connector	38F
X25/2	Engine compartment/interior compartment connector	36F
X25/2	Engine compartment/interior compartment connector	32H
X25/2	Engine compartment/interior compartment connector	30H
X25/2	Engine compartment/interior compartment connector	70G
X25/2	Engine compartment/interior compartment connector	72G
X30/4	Right voltage distributor (CAN) connector	5L
X30/5	Left voltage distributor (CAN) connector	5L
X35/3	Left rear door separation point	41E
X35/4	Right rear door separation point	46E
X55/4	Right front seat contacting strip	12H
X8/16	Left rear door printed wiring harness connector	41H
X8/17	Right rear door printed wiring harness connector	46H
Z204/2	Circuit 31 right wheelhouse luggage compartment voltage distributor connector	68L
Z204/3	Circuit 31 right rear seat voltage distributor connector	51L
Z204/4	Circuit 31 right footwell voltage distributor connector	53L
Z204/5	Circuit 31 left footwell voltage distributor connector (1)	45L
Z204/7	Circuit 31 left footwell voltage distributor connector (2)	45L
Z50/5	Tml. 15 connector sleeve	17E
Z55/1	Rear-end door circuit 31 connector sleeve	81L
Z55/4	Rear-end door warning lamp terminal connector	76H
Z6/12	Left rear door ground connector sleeve	43L
Z6/13	Right rear door ground connector sleeve	48L

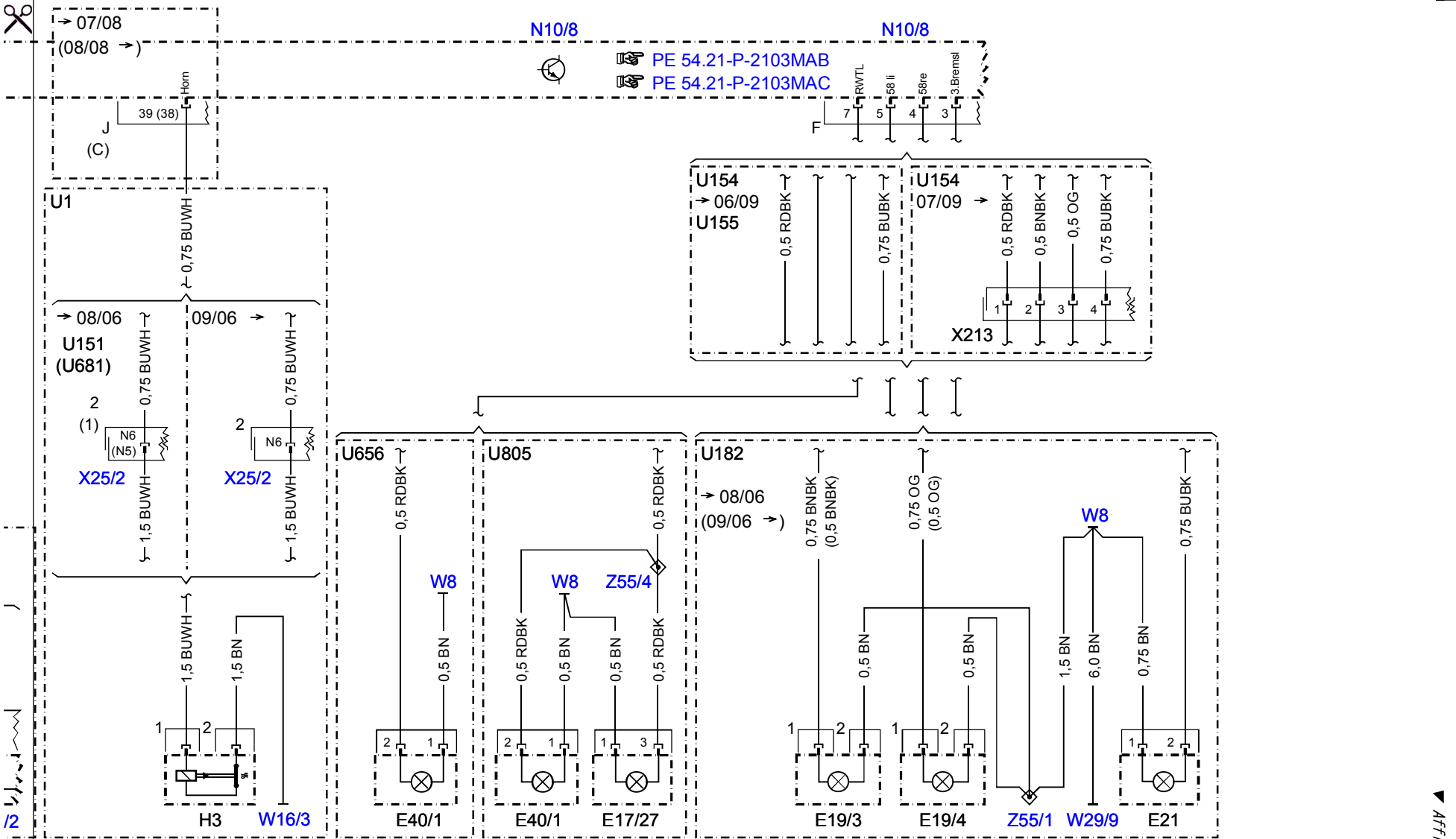


Affix page 2 here









Cut here

Affix page 6 here

