



Model 166 with engine 276
 Model 166 with engine 642
 Model 166 with engine 651
 Model 166, 292 with engine 157
 Model 166, 292 with engine 278



P22.10-2380-08

Shown on model 166


1 Rear engine crossmember
 1s Screw/bolts
 2 Diagonal strut

2s Screw/bolts
 3 Cross strut
 3s Screw/bolts

4s Nuts

Shown: engine crossmember made out of aluminum on model 166


1 Rear engine crossmember
 1s Screw/bolts
 4s Nuts



P22.10-2393-06

Shown on model 166

- 5 Rear engine mount
- 5s Screw/bolts



P22.10-2381-11

<p>⚠ Danger !</p>	<p>Risk of death caused by vehicle slipping or toppling off of the lifting platform.</p>	<p>Align vehicle between vehicle lift columns and position the four support plates at the vehicle lift support points specified by the vehicle manufacturer.</p>	<p>AS00.00-Z-0010-01A</p>
<p>ⓘ</p>	<p>Notes on bolted connections with self tapping screws</p>		<p>AH00.00-P-0007-01SF</p>
<p>ⓘ</p>	<p>Notes on self-locking nuts and bolts</p>		<p>AH00.00-N-0001-01A</p>
<p>↔ ↔</p>	<p>Remove/install</p>		
<p>1</p>	<p>Secure vehicle on vehicle lift</p>		<p>AR00.60-P-0100GZ</p>
<p>2</p>	<p>Remove rear part of underfloor paneling</p>		<p>AR61.30-P-1001GQ</p>
<p>3</p>	<p>Remove screw/bolts (2) and remove diagonal strut (2)</p>	<p>Nm Model 166 with engine 157, 278 Model 166 with engine 276, 642, 651 Model 292 with engine 157 Model 292 with engine 278Bolt, diagonal strut to rear engine crossmember</p> <p>Nm Model 166 with engine 157, 278 Model 166 with engine 276, 642, 651 Model 292 with engine 157 Model 292 with engine 278Bolt, diagonal strut to body</p>	<p>*BA22.10-P-1007-03G</p> <p>*BA22.10-P-1009-03G</p>
<p>4</p>	<p>Remove screw/bolts (3s) and cross strut (3)</p>	<p>Nm Model 166 with engine 157, 278 Model 166 with engine 276, 642, 651 Model 292 with engine 157 Model 292 with engine 278Bolt, cross strut to rear engine crossmember</p> <p>Nm Model 166 with engine 157, 278 Model 166 with engine 276, 642, 651 Model 292 with engine 157 Model 292 with engine 278Bolt, cross strut to body</p>	<p>*BA22.10-P-1006-03G</p> <p>*BA22.10-P-1008-03G</p>
<p>5</p>	<p>Unscrew nuts (4s) on rear engine mount (5)</p>	<p>Nm Model 166 with engine 157, 278 Model 166 with engine 276, 642, 651 Model 292 with engine 157 Model 292 with engine 278Bolt/nut, rear engine mount to rear engine crossmember</p>	<p>*BA22.10-P-1004-03G</p>
<p>6</p> <p>WS 000 588 10 62 00 Support plate</p> <p>WS 000 588 11 62 00 Major assembly mount</p>	<p>Support transmission using an assembly unit mount and mounting plate</p>		<p>WS26.00-P-3309B</p> <p>WS01.00-P-0092B</p>
<p>7</p>	<p>Remove screw/bolts (1) and remove rear engine crossmember (1)</p>	<p>Nm Model 166 with engine 157, 278 Model 166 with engine 276, 642, 651 Model 292 with engine 157 Model 292 with engine 278Bolt, rear engine crossmember to body</p>	<p>*BA22.10-P-1005-03G</p>
<p>8</p>	<p>Remove screw/bolts (5s) on rear engine mount (5) and remove engine mount (5)</p>	<p>Nm Model 166 with engine 157 Model 166 with engine 276, 642, 651 Model 166 with engine 278 Model 292 with engine 157 Model 292 with engine 278Bolt, rear engine mount to transmission</p>	<p>*BA22.10-P-1003-03G</p>

Nm Engine mount, engine support (engine side)

Number	Designation			Model 166 with engine 157	Model 166 with engine 276, 642, 651
BA22.10-P-1003-03G	Bolt, rear engine mount to transmission	Stage 1	Nm	10	20
		Stage 2	Nm	20	-

Nm Engine mount, engine support (engine side)

Number	Designation			Model 166 with engine 278	Model 292 with engine 157
BA22.10-P-1003-03G	Bolt, rear engine mount to transmission	Stage 1	Nm	20	10
		Stage 2	Nm	-	20

Nm Engine mount, engine support (engine side)

Number	Designation			Model 292 with engine 278
BA22.10-P-1003-03G	Bolt, rear engine mount to transmission	Stage 1	Nm	20
		Stage 2	Nm	-

Nm Engine mount, engine support (engine side)

Number	Designation			Model 166 with engine 157	Model 166 with engine 276, 642, 651
BA22.10-P-1004-03G	Bolt/nut, rear engine mount to rear engine crossmember		Nm	58	58

Nm Engine mount, engine support (engine side)

Number	Designation			Model 166 with engine 278	Model 292 with engine 157
BA22.10-P-1004-03G	Bolt/nut, rear engine mount to rear engine crossmember		Nm	58	58

Nm Engine mount, engine support (engine side)

Number	Designation			Model 292 with engine 278
BA22.10-P-1004-03G	Bolt/nut, rear engine mount to rear engine crossmember		Nm	58

Nm Engine mount, engine support (engine side)

Number	Designation			Model 166 with engine 157	Model 166 with engine 276, 642, 651
BA22.10-P-1005-03G	Bolt, rear engine crossmember to body		Nm	55	55

Nm Engine mount, engine support (engine side)

Number	Designation			Model 166 with engine 278	Model 292 with engine 157
BA22.10-P-1005-03G	Bolt, rear engine crossmember to body		Nm	55	55

Number	Designation		Model 292 with engine 278
BA22.10-P-1005-03G	Bolt, rear engine crossmember to body	Nm	55

Nm Engine mount, engine support (engine side)

Number	Designation		Model 166 with engine 157	Model 166 with engine 276, 642, 651
BA22.10-P-1006-03G	Bolt, cross strut to rear engine crossmember	Nm	55	55

Nm Engine mount, engine support (engine side)

Number	Designation		Model 166 with engine 278	Model 292 with engine 157
BA22.10-P-1006-03G	Bolt, cross strut to rear engine crossmember	Nm	55	55

Nm Engine mount, engine support (engine side)

Number	Designation		Model 292 with engine 278
BA22.10-P-1006-03G	Bolt, cross strut to rear engine crossmember	Nm	55

Nm Engine mount, engine support (engine side)

Number	Designation		Model 166 with engine 157	Model 166 with engine 276, 642, 651
BA22.10-P-1007-03G	Bolt, diagonal strut to rear engine crossmember	Nm	45	45

Nm Engine mount, engine support (engine side)

Number	Designation		Model 166 with engine 278	Model 292 with engine 157
BA22.10-P-1007-03G	Bolt, diagonal strut to rear engine crossmember	Nm	45	45

Nm Engine mount, engine support (engine side)

Number	Designation		Model 292 with engine 278
BA22.10-P-1007-03G	Bolt, diagonal strut to rear engine crossmember	Nm	45

Nm Engine mount, engine support (engine side)

Number	Designation		Model 166 with engine 157	Model 166 with engine 276, 642, 651
BA22.10-P-1008-03G	Bolt, cross strut to body	Nm	45	45

Nm Engine mount, engine support (engine side)

Number	Designation		Model 166 with engine 278	Model 292 with engine 157
BA22.10-P-1008-03G	Bolt, cross strut to body	Nm	45	45

Number	Designation		Model 292 with engine 278
BA22.10-P-1008-03G	Bolt, cross strut to body	Nm	45

Nm Engine mount, engine support (engine side)

Number	Designation		Model 166 with engine 157	Model 166 with engine 276, 642, 651
BA22.10-P-1009-03G	Bolt, diagonal strut to body	Nm	45	45

Nm Engine mount, engine support (engine side)

Number	Designation		Model 166 with engine 278	Model 292 with engine 157
BA22.10-P-1009-03G	Bolt, diagonal strut to body	Nm	45	45

Nm Engine mount, engine support (engine side)

Number	Designation		Model 292 with engine 278
BA22.10-P-1009-03G	Bolt, diagonal strut to body	Nm	45