


Model 164, 166, 292

Shown on model 164.175

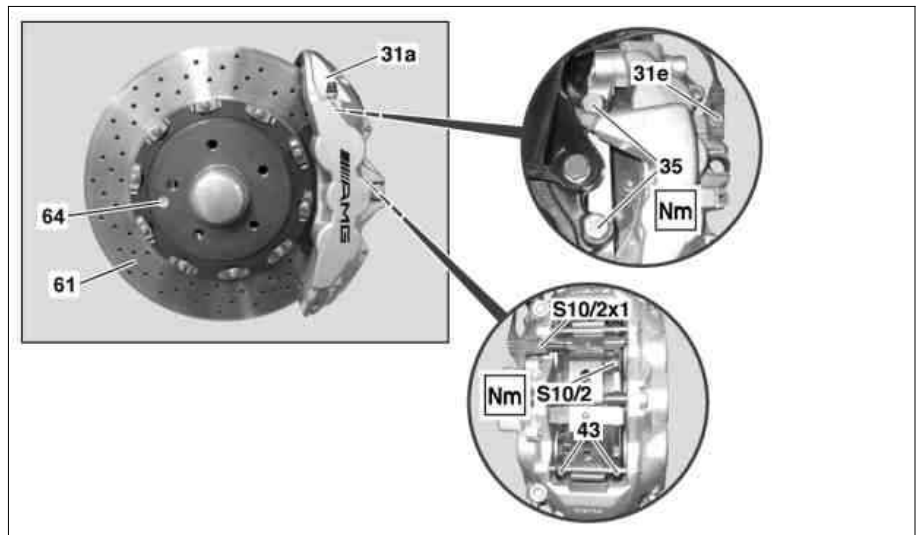
- 1 Brake caliper
- 2 Bolt
- 3 Brake hose
- 4 Bolts
- 5 Caliper support



P42.10-2449-04







Shown on model 166.074


- 31a Brake caliper
- 31e Bolt
- 35 Bolts




P42.10-2404-05

	Risk of poisoning from swallowing brake fluid. Risk of injury from skin and eye contact with brake fluid	Only pour brake fluid into suitable and appropriately marked containers. Wear protective clothing and eye protection when handling brake fluid.	AS42.50-Z-0001-01A
	Risk of injury. Skin or eye injuries may result when handling hot or glowing objects.	Wear protective gloves, protective clothing and safety glasses, if necessary.	AS00.00-Z-0002-01A
⚠	Information on preventing damage to electronic components due to electrostatic discharge		AH54.00-P-0001-01A
⚠	Notes on repairs to brake system		AH42.00-P-0003-01A
⚠	Brake fluid notes		AH42.50-P-0001-01A
⚠	Notes on self-locking nuts and bolts		AH00.00-N-0001-01A
i	Notes on installing brake wear indicator contact sensors	Model 164	AH42.10-P-0003-01GZ
i	Notes on installing brake wear indicator contact sensors	Model 166, 292	AH42.10-P-0003-01CW
⚡ ⚡	Remove/install		
1 AP AP	Detach corresponding complete wheel	Model 292 Model 164 Model 166	AR40.10-P-1100GQC AP40.10-P-4050Z AP40.10-P-4050EW
2.1	Unscrew bolt (2)	Model 164, 166 (except 166.074/874), 292 (except 292.374/375) On vehicles with brake wear sensor. Nm Screw/bolt, brake lining contact sensor to brake caliper	*BA42.10-P-1004-10L
2.2	Remove bolt (31e)	Model 166.074/874, 292.374/375 Nm Screw/bolt, brake lining contact sensor to brake caliper	*BA42.10-P-1004-10L
3	Remove brake linings	Model 164 Model 166.074/874, 292.374/375	AR42.10-P-0160GZ AR42.10-P-1610GQA


		Model 166 (except 166.074/874), 292 (except 292.374/375)	AR42.10-P-1600GQ
4	Detach brake hose (3)		AR42.10-P-0013GZ
5	Seal exposed connections on brake caliper (1, 31a) and brake hose (3)	 Seal connections immediately. Otherwise damage can be caused by escaping brake fluid.  Record plug	*129589009100
6.1	Unscrew bolts (4) and remove brake caliper support (5)	Model 164, 166 (except 166.074/874), 292 (except 292.374/375)  Installation: Bolts (4) must be replaced.  Self-locking bolt, brake caliper support to steering knuckle	*BA42.10-P-1003-10L
6.2	Remove bolts (35) and remove brake caliper (31a)	Model 166.074/874, 292.374/375  Installation: Bolts (35) must be replaced.  Self-locking bolt, brake caliper support to steering knuckle	*BA42.10-P-1003-10L
7	Install in the reverse order		
8	Bleed brake system	Model 164 Model 166, 292	AR42.10-P-0010GZ AR42.10-P-0010CW
9	Perform brake test		AP42.00-P-4290BA

 Front axle brake caliper


Number	Designation			Model 164 (except 164.177)	Model 164.177
BA42.10-P-1003-10L	Self-locking bolt, brake caliper support to steering knuckle	Stage 1	Nm	80	80
		Stage 2	Δ°	45	45

 Front axle brake caliper

Number	Designation			Model 166	Model 292
BA42.10-P-1003-10L	Self-locking bolt, brake caliper support to steering knuckle	Stage 1	Nm	80	80
		Stage 2	Δ°	45	45

 Front axle brake caliper

Number	Designation			Model 164 (except 164.177)	Model 164.177
BA42.10-P-1004-10L	Screw/bolt, brake lining contact sensor to brake M6 caliper		Nm	8	8

 Front axle brake caliper

Number	Designation			Model 166	Model 292
BA42.10-P-1004-10L	Screw/bolt, brake lining contact sensor to brake M6 caliper		Nm	8	8

