

Mercedes NTG5.0 Carplay Interface Installation Guide



1, Prize up the decoration board



2, Loose the screws




3, Loose the screws



4, Disconnect the cable behind the center console board



5, Take out original headunit, pull out original RCA connector



6, Connect carplay connector to original RCA connector




7, Connect another side of carplay connector to headunit




8, Pull out the LVDS connector from original head unit



9, Connect Carplay LVDS connector blue side to original head unit



10, Connect Carplay LVDS connector pink side to carplay interface



11, Connect original LVDS cable to Carplay interface blue port