

Document number: pe80.61-p-2050-97fa
Document title: Function schematic for electric Keyless Go

Code:	Designation:	Position:
1	KEYLESS-GO door handle, status	
10	Fanfare horns, actuation	
10	Fanfare horns, actuation	
11	KEYLESS-GO start/stop button, status	
11	KEYLESS-GO start/stop button, status	
12	Instrument cluster, message	
12	Instrument cluster, message	
13	Selector lever position, status	
13	Selector lever position, status	
14	Service brake, status	
14	Service brake, status	
15	Circuit 15C, status	
16	Circuit 50, status	
16	Circuit 50, status	
17	Vehicle speed, signal	
17	Vehicle speed, signal	
18	Rear switching module sensor, signal	
18	Rear switching module sensor, signal	
19	Trunk lid/liftgate control button, status	
19	Trunk lid/liftgate control button, status	
2	Trunk lid/liftgate external operation switch, status	
2	Trunk lid/liftgate external operation switch, status	
20	Trunk lid/liftgate external operation switch, status	
20	Trunk lid/liftgate external operation switch, status	
21	Tank cap central locking actuator, actuation	
21	Tank cap central locking actuator, actuation	
22	Audio/COMMAND control panel, status	
22	Audio/COMMAND control panel, status	
23	Low voltage differential signal video signal data transfer, signal	
23	Low voltage differential signal video signal data transfer, signal	
24	Open trunk lid/liftgate, request	
24	Open trunk lid/liftgate, request	
25	Tank cap central locking actuator, status	
25	Tank cap central locking actuator, status	
26	Additional locking, request	
26	Additional locking, request	
26	Additional locking, request	
26	Additional locking, request	
27	Additional locking, request	
27	Additional door lock actuator motor, actuation	
27	Additional door lock actuator motor, actuation	
27	Additional door lock actuator motor, actuation	
27	Additional door lock actuator motor, actuation	
28	Stowage compartment central locking actuator motor, actuation	
28	Stowage compartment central locking actuator motor, actuation	
29	Engine stop, request	
29	Engine stop, request	
29	Engine stop, request	

Document number: pe80.61-p-2050-97fa
Document title: Function schematic for electric Keyless Go

Code:	Designation:	Position:
A8/1	Transmitter key	55C
A85	Left front door lock	5F
A85/1	Right front door lock	5A
A85/1m1	Right front door central locking motor	5A
A85/1m4	Right front door additional door lock actuator motor	5B
A85/3	Left rear door lock	11F
A85/3m1	Left rear door central locking motor	11F
A85/3m4	Left rear door additional door lock actuator motor	11G
A85/4	Right rear door lock	11A
A85/4m1	Right rear door central locking motor	11A
A85/4m4	Right rear door additional door lock actuator motor	11B
A85/5	Trunk lid/liftgate lock	39B
A85/5m1	Trunk lid/liftgate lock motor	39B
A85m1	Left front door central locking motor	5F
A85m4	Left front door additional door lock actuator motor	5F
A87/1	Rear switching module upper sensor	50K
A87/2	Rear switching module lower sensor	50L
B37/1	Pedal angle sensor	29K
CAN A	Telematics CAN	25H
CAN A	Telematics CAN	19H
CAN B	Interior CAN	28E
CAN B	Interior CAN	14E
CAN B	Interior CAN	20E
CAN B	Interior CAN	37A
CAN B	Interior CAN	38F
CAN B	Interior CAN	36E
CAN B	Interior CAN	5E
CAN C	Engine CAN	45A
CAN C1	Drive train CAN	41J
CAN HMI	User interface CAN	38L
CAN HMI	User interface CAN	28F
Code 427	7G-TRONIC PLUS automatic transmission	32G
Code 871	Sensor system for trunk lid opening/closing	34K
Code 881	Remote trunk closing	49J
Code 881	Remote trunk closing	14A
Code 885	Extended theft protection for UK market	29B
Code 885	Extended theft protection for UK market	10G
Code 885	Extended theft protection for UK market	3F
Code 885	Extended theft protection for UK market	10B

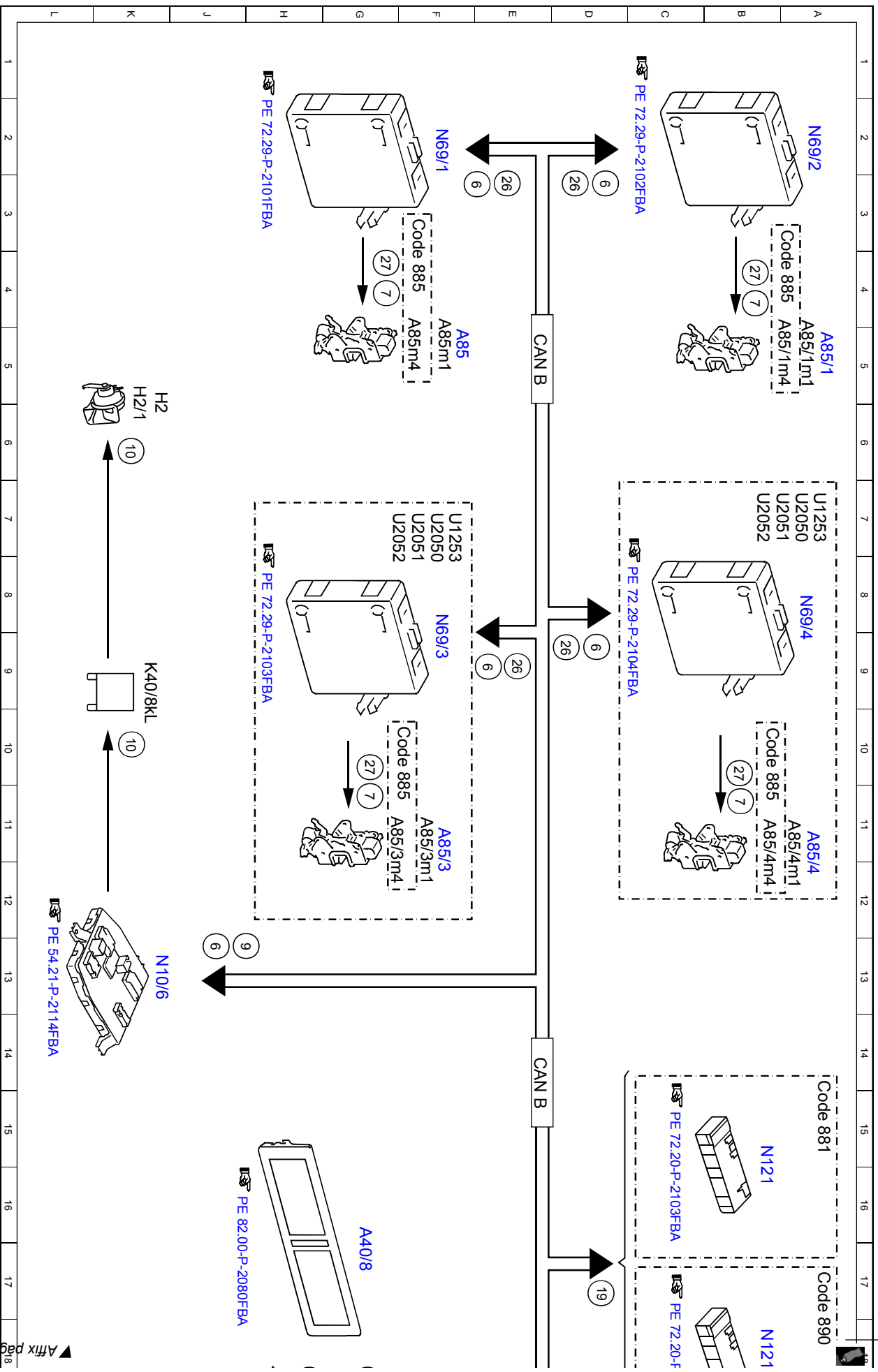
Document number: pe80.61-p-2050-97fa
Document title: Function schematic for electric Keyless Go

Code:	Designation:	Position:
Code 885	Extended theft protection for UK market	3A
Code 890	EASY-PACK liftgate	17A
Code 890	EASY-PACK liftgate	29C
Flex E	Chassis FlexRay	37J
Flex E	Chassis FlexRay	34J
H2	Left fanfare horn	5K
H2/1	Right fanfare horn	5K
K40/8kL	Fanfare horn relay	9K
LIN B27	KEYLESS-GO LIN	48G
L VDS	Low voltage differential signal	20G
M14/10	Tank cap central locking actuator	29B
M14/19	Stowage compartment central locking actuator motor	32D
N10/6	Front SAM control unit	13K
N10/8	Rear SAM control unit	35A
N121	Trunk lid control control unit	15B
N121/1	Tailgate control control unit	18B
N127	Tailgate control control unit	39H
N3/10	Drivetrain control unit	44G
N3/9	ME-SFI [ME] control unit	44J
N30/4	CDI control unit	32H
N38	Electronic Stability Program control unit	50J
N69/1	Rear switching module	2F
N69/2	Left front door control unit	2A
N69/3	Right front door control unit	8F
N69/4	Left rear door control unit	8A
N69/5	Right rear door control unit	46E
N73	KEYLESS-GO control unit	35F
S2/3	Electronic ignition switch control unit	38G
S62/26	KEYLESS GO start/stop button	29C
S88/8	Trunk lid/liftgate control button	39D
S9/1	Trunk lid/liftgate external operation switch	29J
U1018	Stop lamp switch	43J
U1253	Valid for gasoline engine 276	7F
U1253	Valid for model 253	7A
U1253	Valid for model 253	7A
U1253	Valid for model 253	41B
U2050	Valid for model 205.0	52H
U2050	Valid for model 205.0	7F
U2050	Valid for model 205.0	7A
U2050	Valid for model 205.0	41C

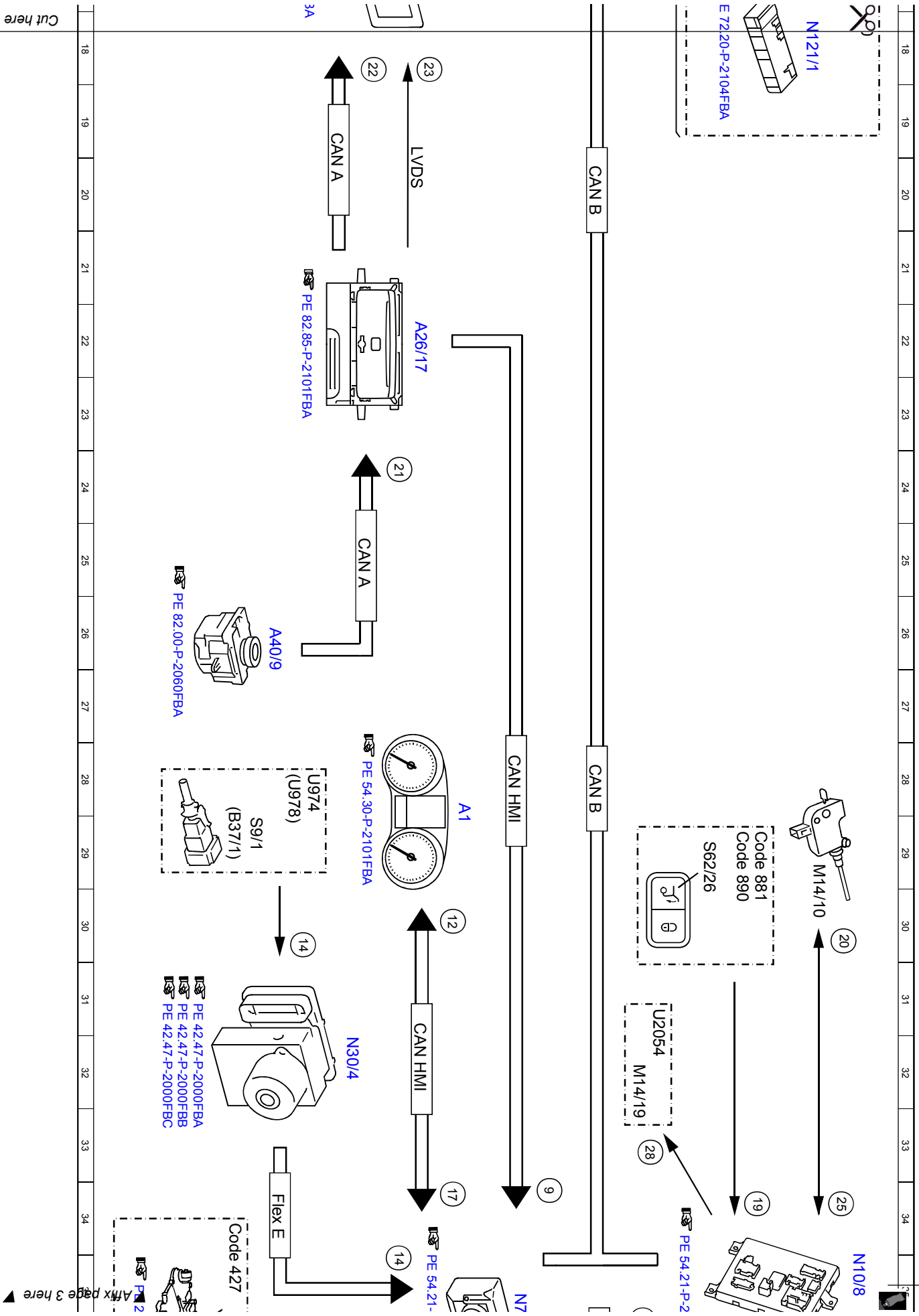
Document number: pe80.61-p-2050-97fa

Document title: Function schematic for electric Keyless Go

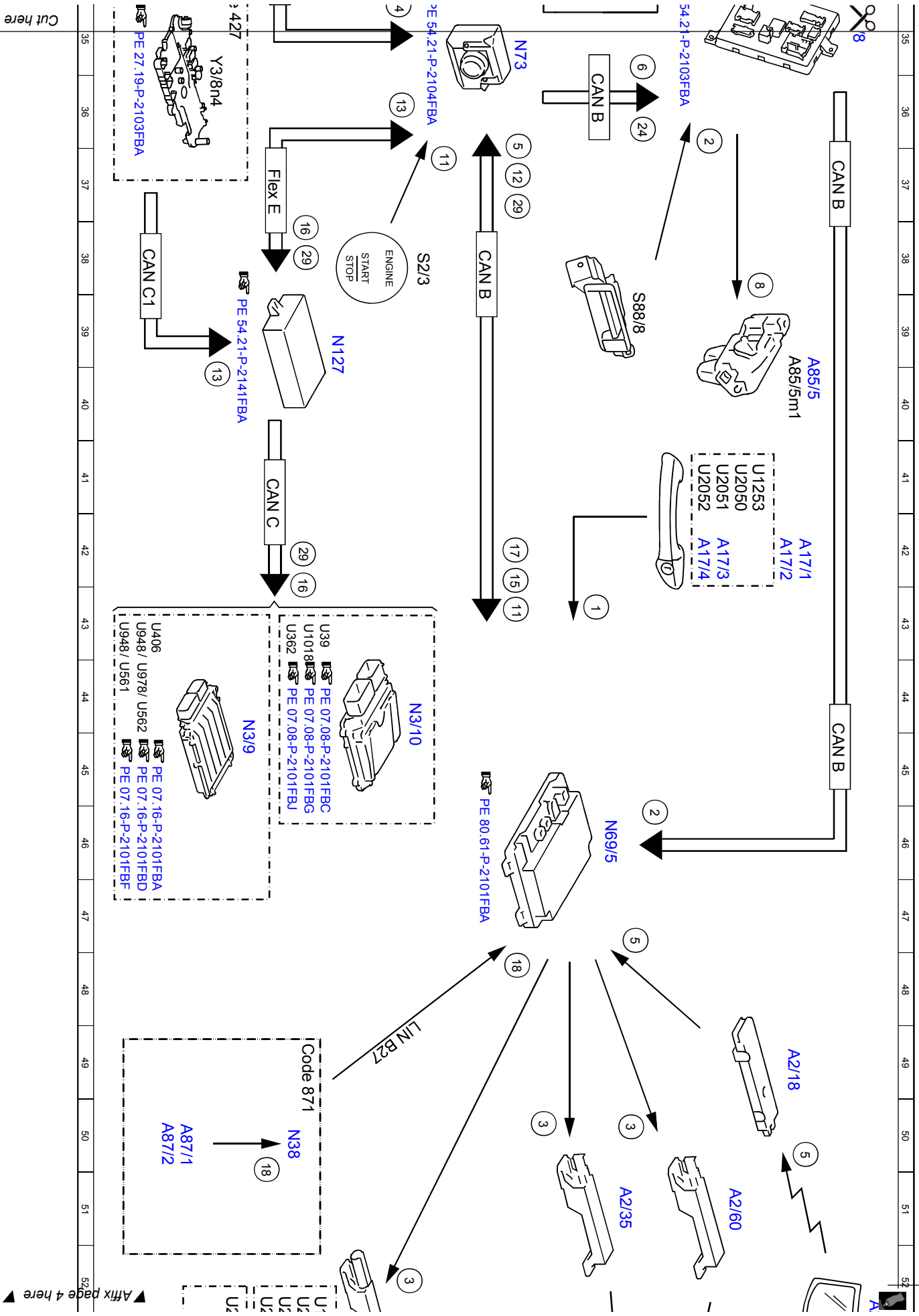
Code:	Designation:	Position:
U2050	Valid for model 205.0	52J
U2051	Valid for model 205.1	7F
U2051	Valid for model 205.1	7B
U2051	Valid for model 205.1	41C
U2051	Valid for model 205.1	52J
U2052	Valid for model 205.2	7G
U2052	Valid for model 205.2	7B
U2052	Valid for model 205.2	41C
U2052	Valid for model 205.2	52J
U2053	Valid for model 205.3	52K
U2054	Valid for model 205.4	31D
U362	Valid for gasoline engine 274	43J
U39	Valid for gasoline engine 177	43H
U406	Valid for diesel engine 626	43L
U561	Valid for Delphi system	44L
U562	Valid for Bosch system	44L
U948	Valid for diesel engine 651	43L
U948	Valid for diesel engine 651	43L
U974	Not valid for hybrid drive	28J
U978	Valid for hybrid drive	28J
U978	Valid for hybrid drive	44L
Y3/8r4	Fully integrated transmission control control unit	35K



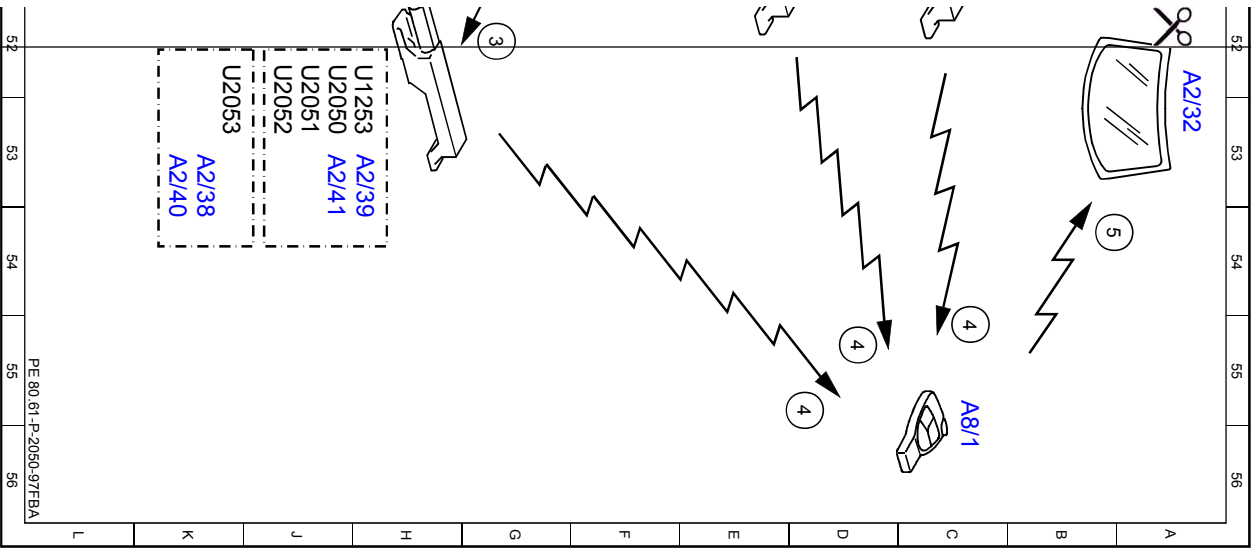
▲ Affix page 2 here



Cut here



▲ Affix page 4 here



Cut here