

**Document number:** pe80.61-p-2052-97fa

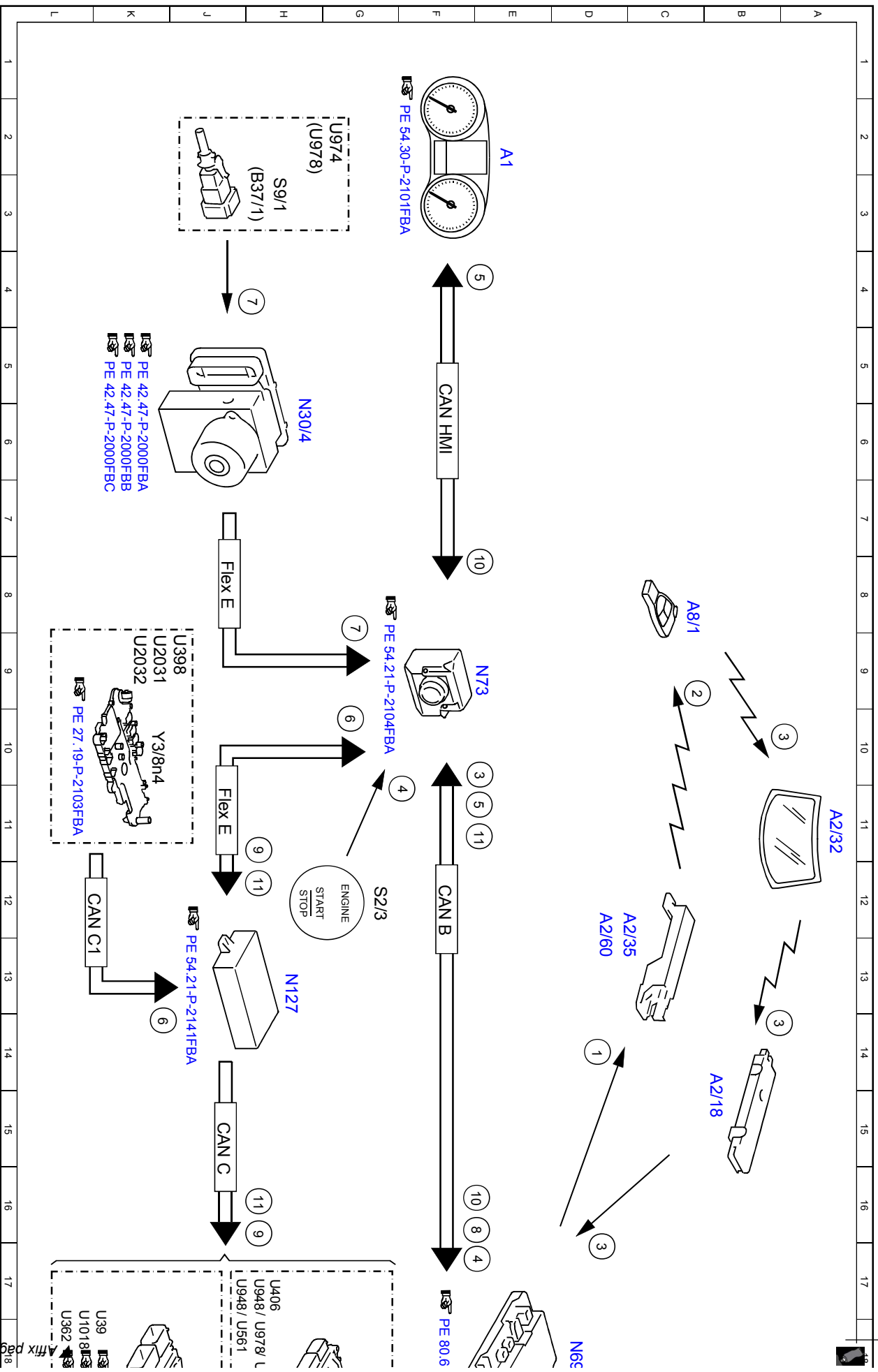
**Document title:** Function schematic for electric KEYLESS-GO engine start/stop

<b>Code:</b>	<b>Designation:</b>	<b>Position:</b>
1	KEYLESS-GO antenna, actuation	
10	Vehicle speed, signal	
10	Vehicle speed, signal	
11	Engine stop, request	
11	Engine stop, request	
11	Engine stop, request	
2	Transmitter key, request	
3	Access authorization code, signal	
3	Access authorization code, signal	
3	Access authorization code, signal	
3	Access authorization code, signal	
4	KEYLESS-GO start/stop button, status	
4	KEYLESS-GO start/stop button, status	
5	Instrument cluster, message	
5	Instrument cluster, message	
6	Selector lever position, status	
6	Selector lever position, status	
7	Service brake, status	
8	Service brake, status	
9	Circuit 50, status	
9	Circuit 50, status	
9	Circuit 50, status	
A1	Instrument cluster	2E
A2/18	FM 1, AM, CL [ZV] and KEYLESS GO antenna amplifier	14B
A2/32	Rear window antenna	11A
A2/35	Trunk KEYLESS GO antenna	12D
A2/60	Center console KEYLESS-GO antenna	12D
A8/1	Transmitter key	8C
B37/1	Pedal angle sensor	3H
CAN B	Interior CAN	12F
CAN C	Engine CAN	15J
CAN C1	Drive train CAN	12L
CAN HMI	User interface CAN	6F
Flex E	Chassis FlexRay	8J
Flex E	Chassis FlexRay	11J
N127	Drivetrain control unit	13H
N3/10	ME-SFI [ME] control unit	18J
N3/9	CDI control unit	18G
N30/4	Electronic Stability Program control unit	6H

**Document number:** pe80.61-p-2052-97fa

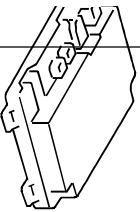
**Document title:** Function schematic for electric KEYLESS-GO engine start/stop

<b>Code:</b>	<b>Designation:</b>	<b>Position:</b>
N69/5	KEYLESS-GO control unit	18D
N73	Electronic ignition switch control unit	9E
S2/3	KEYLESS GO start/stop button	12G
S9/1	Stop lamp switch	3H
U1018	Valid for gasoline engine 276	17L
U2031	Valid for transmission 724	9K
U2032	Valid for transmission 722	9K
U362	Valid for gasoline engine 274	17L
U39	Valid for gasoline engine 177	17K
U398	Valid for transmission 725 (NAG3)	9J
U406	Valid for diesel engine 626	17H
U561	Valid for Delphi system	18J
U562	Valid for Bosch system	18H
U948	Valid for diesel engine 651	17J
U948	Valid for diesel engine 651	17H
U974	Not valid for hybrid drive	2G
U978	Valid for hybrid drive	2H
U978	Valid for hybrid drive	18H
Y3/8r4	Fully integrated transmission control unit	10K



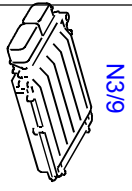


18 19 20 21 22 23



N69/5

PE 80.61-P-2101FBA



N3/9

PE 07.16-P-2101FBA  
 PE 07.16-P-2101FBD  
 PE 07.16-P-2101FBE  
 PE 07.16-P-2101FBJ  
 PE 07.16-P-2101FBK  
 PE 07.16-P-2101FBL  
 PE 07.16-P-2101FBM  
 PE 07.16-P-2101FBN  
 PE 07.16-P-2101FBO  
 PE 07.16-P-2101FBS  
 PE 07.16-P-2101FBT  
 PE 07.16-P-2101FBV  
 PE 07.16-P-2101FBW  
 PE 07.16-P-2101FBU  
 PE 07.16-P-2101FBX  
 PE 07.16-P-2101FBA  
 PE 07.16-P-2101FBB  
 PE 07.16-P-2101FBC  
 PE 07.16-P-2101FBD  
 PE 07.16-P-2101FBE  
 PE 07.16-P-2101FBJ  
 PE 07.16-P-2101FBK  
 PE 07.16-P-2101FBL  
 PE 07.16-P-2101FBM  
 PE 07.16-P-2101FBN  
 PE 07.16-P-2101FBO  
 PE 07.16-P-2101FBS  
 PE 07.16-P-2101FBT  
 PE 07.16-P-2101FBV  
 PE 07.16-P-2101FBW  
 PE 07.16-P-2101FBU  
 PE 07.16-P-2101FBX

N3/10



PE 07.08-P-2101FBC  
 PE 07.08-P-2101FBG  
 PE 07.08-P-2101FBH  
 PE 07.08-P-2101FBI  
 PE 07.08-P-2101FBJ  
 PE 07.08-P-2101FBK  
 PE 07.08-P-2101FBL  
 PE 07.08-P-2101FBM  
 PE 07.08-P-2101FBN  
 PE 07.08-P-2101FBO  
 PE 07.08-P-2101FBS  
 PE 07.08-P-2101FBT  
 PE 07.08-P-2101FBV  
 PE 07.08-P-2101FBW  
 PE 07.08-P-2101FBU  
 PE 07.08-P-2101FBX

18 19 20 21 22 23

PE 80.61-P-2052.9TFBA

Cut here

A B C D E F G H J K L