

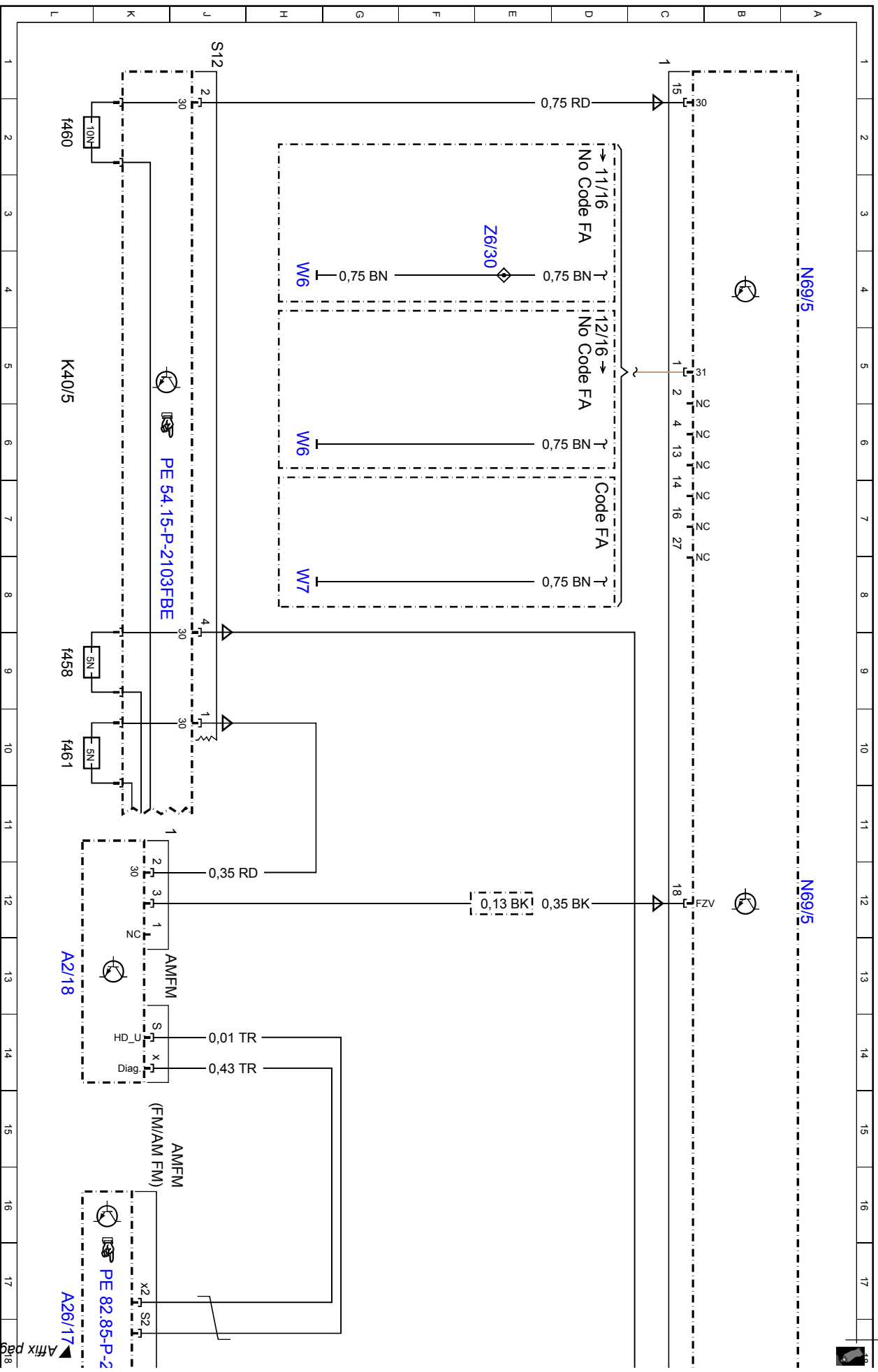
Document number: pe80.6t1-p-2101-97fba

Document title: Wiring diagram for Keyless Go control unit

Code:	Designation:	Position:
A0	Use of wiring diagrams	64L
A17/1	Left front KEYLESS GO door handle	47L
A17/1	Left front KEYLESS GO door handle	60L
A17/2	Right front KEYLESS GO door handle	45L
A17/2	Right front KEYLESS GO door handle	56L
A17/3	Left rear KEYLESS GO door handle	34L
A17/4	Right rear KEYLESS GO door handle	37L
A2/18	FM 1, AM, CL [ZV] and KEYLESS GO antenna amplifier	13L
A2/35	Trunk KEYLESS GO antenna	32L
A2/38	Left front door KEYLESS-GO antenna	52L
A2/39	Left rear door KEYLESS GO antenna	43L
A2/40	Right front door KEYLESS-GO antenna	50L
A2/41	Right rear door KEYLESS GO antenna	41L
A2/60	Center console KEYLESS-GO antenna	62L
A26/17	Head unit	17L
A87/1	Rear switching module upper sensor	20L
A87/2	Rear switching module lower sensor	26L
CAN B	Interior CAN	29K
Code 871	Sensor system for trunk lid opening/closing	19D
Code 889	KEYLESS-GO	33D
Code 889	KEYLESS-GO	48D
Code F205	MODEL SERIES 205	33D
Code F205	MODEL SERIES 205	48D
Code F253	MODEL SERIES 253	33E
Code FA	CABRIOLET	7D
Code FA	CABRIOLET	3D
Code FA	CABRIOLET	5D
Code FA	CABRIOLET	48E
Code FA	CABRIOLET	48D
Code FC	COUPE	33E
Code FS	STATION WAGON	33E
Code FV	LONG SEDAN	33D
Code FW	SEDAN	5L
K40/5	Rear fuse and relay module	9L
K40/5/458	Fuse 458	2L
K40/5/460	Fuse 460	10L
K40/5/461	Fuse 461	23L
N38	Rear switching module	12A
N69/5	KEYLESS-GO control unit	4A
N69/5	KEYLESS-GO control unit	

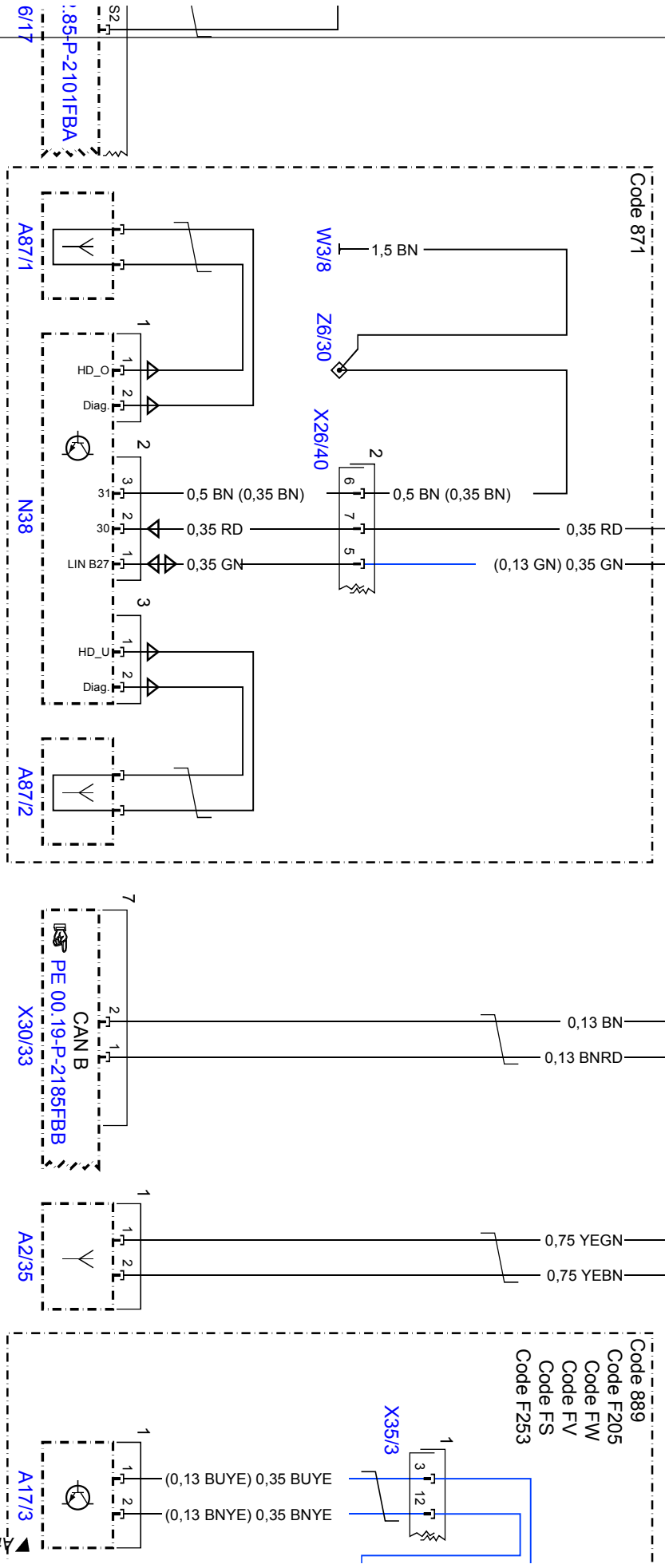

**Document number:** pe80.6t1-p-2101-97fba  
**Document title:** Wiring diagram for Keyless Go control unit

<b>Code:</b>	<b>Designation:</b>	<b>Position:</b>
N69/5	KEYLESS-GO control unit	20A
N69/5	KEYLESS-GO control unit	28A
N69/5	KEYLESS-GO control unit	37A
N69/5	KEYLESS-GO control unit	44A
N69/5	KEYLESS-GO control unit	52A
N69/5	KEYLESS-GO control unit	60A
W3/8	Right rear wheel well ground point	20G
W6	Left wheel arch trunk ground point	4H
W6	Left wheel arch trunk ground point	6H
W7	Right wheelhouse trunk ground point	8H
X26/40	Rear frame floor assembly/bumper electrical connector	22H
X30/33	Right interior CAN (CAN B) potential distributor electrical connector	29L
X35/1	Driver door electrical connector	46G
X35/1	Driver door electrical connector	52G
X35/1	Driver door electrical connector	57G
X35/2	Front passenger door electrical connector	44G
X35/2	Front passenger door electrical connector	50G
X35/2	Front passenger door electrical connector	54G
X35/3	Left rear door electrical connector	34G
X35/3	Left rear door electrical connector	42G
X35/4	Right rear door electrical connector	37G
X35/4	Right rear door electrical connector	40G
X8/34	Left front KEYLESS GO door handle electrical connector	58J
X8/35	Right front KEYLESS GO door handle electrical connector	54J
Z6/30	Circuit 31 connector sleeve	21G
Z6/30	Circuit 31 connector sleeve	3E



N69/5

N69/5



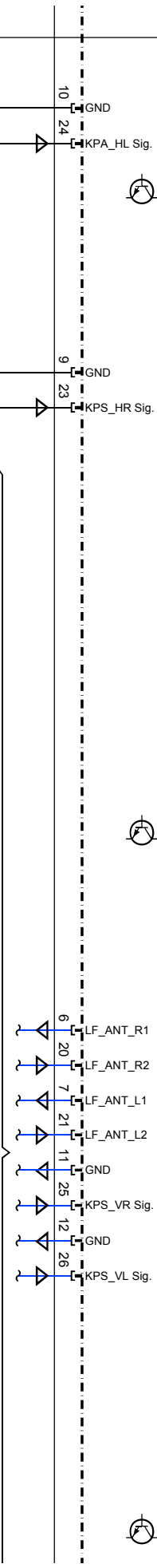
Cut here

▲ Affix page 3 here

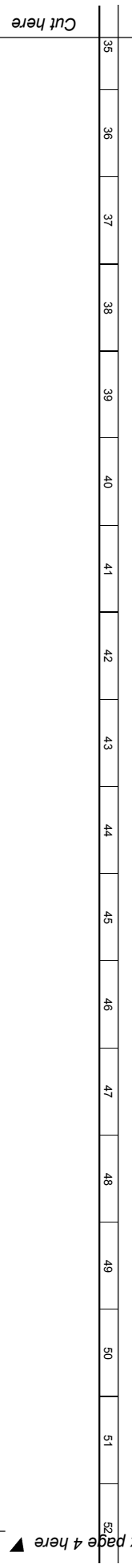
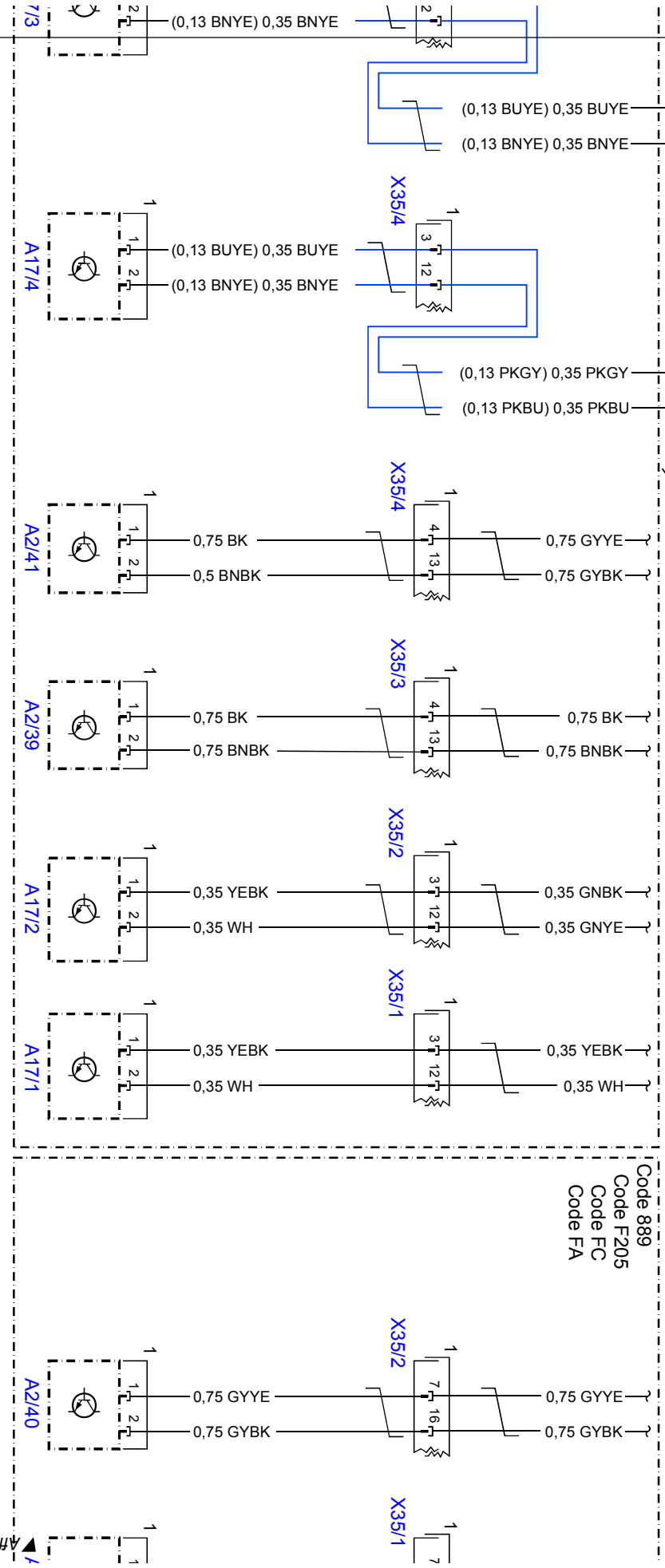
N69/5

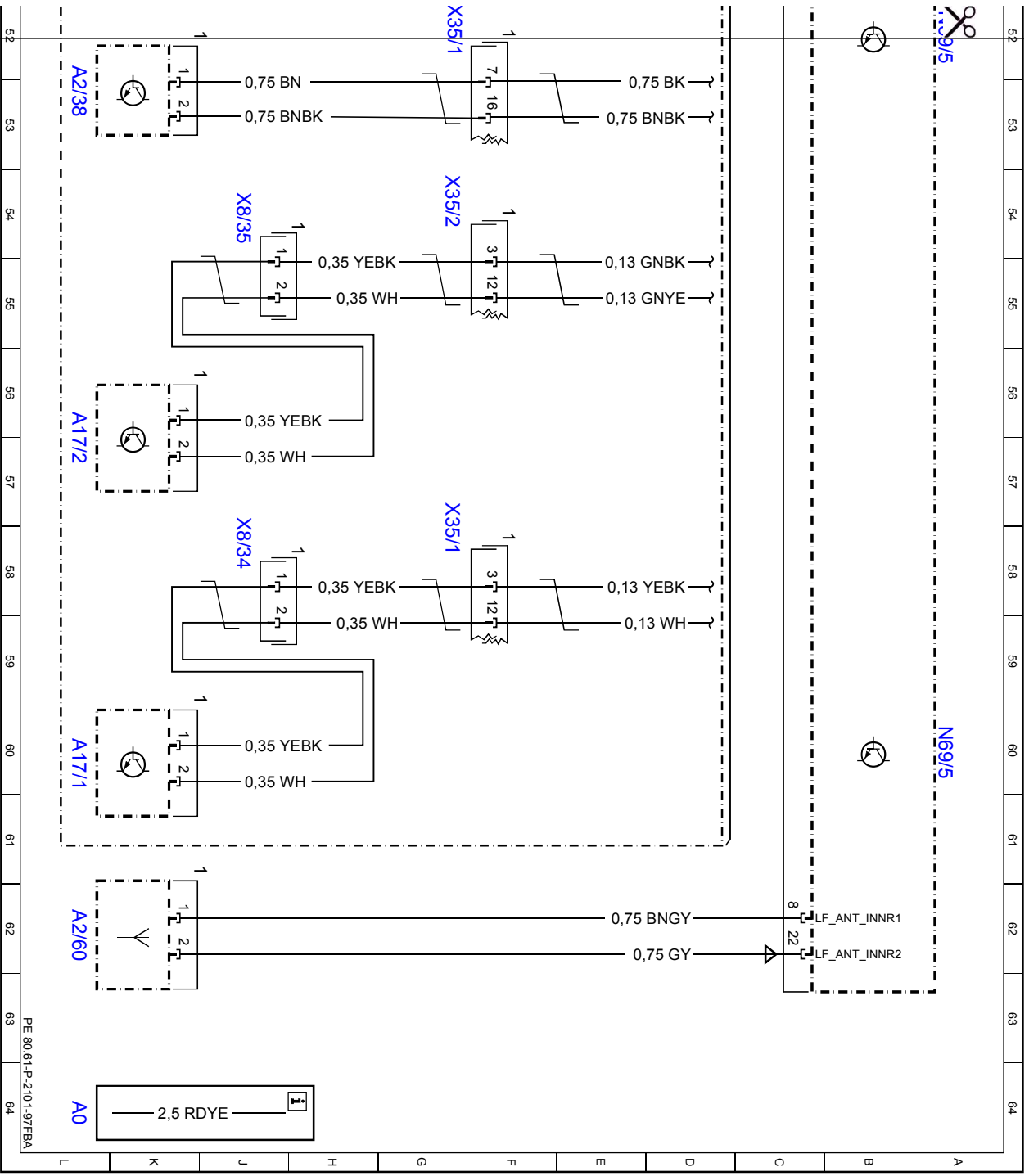
N69/5

N69/5



Code 889  
 Code F205  
 Code FC  
 Code FA





Cut here

PE 80.61-P-2101-97EBA