



Maintenance

Booklet



2535847100

Order no. 6515 8674 13 Part no. 253 584 71 00 Edition A-2016



Mercedes-Benz

Welcome to the world of Mercedes-Benz

We want you to enjoy your Mercedes-Benz automobile. Vehicle safety and operational reliability are two very important factors. To maintain them, regular maintenance services are necessary.

We continuously strive to improve our product and ask for your understanding that we reserve the right to make changes in the periodic maintenance work for our vehicles.

The information in this manual is accurate as of the press date. At the time of your scheduled maintenance appointments with your authorized Mercedes-Benz Center, the most current maintenance work information will be utilized for your vehicle's age or mileage.

Please check with your authorized Mercedes-Benz Center for any changes to the periodic maintenance work required for your vehicle.

PLEASE NOTE

WE STRONGLY RECOMMEND THAT YOU HAVE YOUR VEHICLE SERVICED BY YOUR AUTHORIZED MERCEDES-BENZ CENTER WHO IS FULLY EQUIPPED TO PROVIDE THIS SERVICE AND THAT GENUINE MERCEDES-BENZ PARTS BE USED.

SERVICE, REPLACEMENT, OR REPAIR OF THE EMISSION CONTROL DEVICES AND SYSTEMS CAN BE PERFORMED BY ANY AUTOMOTIVE REPAIR ESTABLISHMENT OR INDIVIDUAL USING CERTIFIED PARTS.


THE USE OF DEFECTIVE OR NON-EQUIVALENT PARTS MAY RESULT IN YOUR EMISSION PERFORMANCE WARRANTY CLAIM BEING DENIED.


Symbols


The following symbols are found in this booklet:


WARNING

Warning notes make you aware of dangers which could pose a threat to your health or life, or to the health and life of others.

 Highlights hazards that may result in damage to your vehicle.

 Helpful hints or further information you may find useful.

 This symbol tells you where to look for further information on a topic.

 This continuation symbol marks a warning or procedure which is continued on the next page.

Publication details

Internet

Further information about Mercedes-Benz vehicles and about Daimler AG can be found on the following website:

<http://www.mbusa.com>

Service and Literature

Not to be reprinted, translated or otherwise reproduced, in whole or in part, without the written permission of Daimler AG.

Model

GLC

Vehicle Manufacturer

Daimler AG
Mercedesstraße 137
70327 Stuttgart
Germany

General Information	2
Vehicle data	2
Protecting the environment	2
Maintenance Booklet	4
Introduction	4
ASSYST PLUS service interval display	4
Mercedes-Benz Service	4
PLUS Package	5
Tire rotation	5
Severe operating conditions	5
Wear items	6
Tested and approved engine oils and oil filters	6
Regular checks	6
Notes on the warranty	7
Service records	7
Parts/Operating materials	7
Emission System Maintenance	7
Gasoline Engines	7
Emission Control System Caution – Gasoline Engines	8
Description of Emission System Maintenance Jobs	8
Changing the engine oil and filter	9
Replacing the air filter	9
Replacing the fuel filter	9
Replacing spark plugs	9
Maintenance service descriptions	9
Vehicle Maintenance Service Work (including Emission System Maintenance)	9
Maintenance work	10
Additional maintenance work	12
Confirmations	14
Tire rotation	14
Maintenance service	16



Vehicle data

▶	▶
Model	Vehicle Identification Number (VIN)
▶	▶
Date of initial registration	Paint color and code
▶	▶
License Plate No.	License Plate No.
▶	▶
License Plate No.	License Plate No.
▶	▶
License Plate No.	License Plate No.
▶	▶
License Plate No.	License Plate No.

Protecting the environment

Natural resources form the basis of our existence on this planet. The objectives of our policy are for these resources to be used sparingly and in a manner which takes the requirements of both nature and humanity into account.

Our declared policy is integrated environmental protection. This policy starts at the root causes and encompasses in its management decisions all the consequences for the environment which could arise from production processes or the products themselves.

You too can help to protect the environment by operating your Mercedes-Benz in an environmentally responsible manner.

Operating conditions and your individual driving style to a large extent influence fuel consumption and the rate of engine, brake, and tire wear. To reduce fuel consumption and the rate of wear, please consider the following:

- avoid short trips.
- make sure that the tire pressures are always correct.
- avoid frequent, abrupt acceleration.
- do not carry any unnecessary weight.
- remove ski holders and roof racks once you no longer need them.
- do not warm up the engine with the vehicle stationary.
- shift gears such that each gear is used only up to $\frac{2}{3}$ of its maximum engine speed.
- keep an eye on the vehicle’s fuel consumption.

A regularly serviced vehicle will also help protect the environment. You should adhere to the maintenance intervals displayed by the ASSYST PLUS service interval display, along



WARNING

Please make sure you read the technical documentation, such as the Operator’s Manual and workshop information, before carrying out any maintenance work.

with other maintenance work described in this booklet.

We recommend that you have maintenance services performed by your authorized Mercedes-Benz Center using Genuine Mercedes-Benz parts.



Please make sure you read the technical documentation, such as the Operator's Manual and workshop information, before carrying out any maintenance work.

Introduction

ASSYST PLUS service interval display

Your Mercedes-Benz comes equipped with the ASSYST PLUS service interval display. The ASSYST PLUS service interval display tracks distance driven and the time elapsed since your last service. The maintenance service is indicated in the multifunction display in the instrument cluster.

The multifunction display shows a service message for several seconds. Depending on the operating conditions of the vehicle, the remaining time or distance until the next service due date is displayed. Please refer to section "ASSYST PLUS" in the operator's manual for more information on the this subject.

Always observe the service message in the multifunction display of the instrument cluster. Have the specified service carried out within the remaining distance or the remaining time period.

i Depending on the operating conditions of the vehicle, the ASSYST PLUS service interval display may display the next service due date earlier than is indicated in this booklet. Please see your authorized Mercedes-Benz Center for more information on this subject.

- The first Service A is due at 12 months or 10,000 miles, then every 24 months or 20,000 miles.
- The first Service B is due at 24 months or 20,000 miles, then every 24 months or 20,000 miles.

A descriptive listing of the service items are contained in this booklet starting on (▷ page 9). Following each maintenance service, your authorized Mercedes-Benz Center will reset the ASSYST PLUS service interval display by confirming the service items performed.

The authorized Mercedes-Benz Center performing the maintenance services will confirm the work has been carried out using the Confirmation pages in this booklet (▷ page 14).

We continuously strive to improve our product and ask for your understanding that we reserve the right to make changes in the periodic maintenance work for our vehicles.

The information in this booklet is accurate as of the press date. At the time of your scheduled maintenance appointments with your authorized Mercedes-Benz Center, the most current maintenance work information will be utilized for your vehicle's age or mileage. Please check with your authorized Mercedes-Benz Center for any changes to the periodic maintenance work for your vehicle.

i If the ASSYST PLUS service interval display was inadvertently reset, have an authorized Mercedes-Benz Center correct it. Please only reset if the proper maintenance service has been performed. Resetting the system without performing the proper maintenance service will result in engine and/or other vehicle damage not covered by the Mercedes-Benz New Vehicle Limited Warranty.

Mercedes-Benz Service

Even a Mercedes-Benz needs maintenance and care. This is why your authorized Mercedes-Benz Center inspects your vehicle at regular intervals. They put it through its paces, even during a basic inspection service. You can therefore be certain that even after many thousands of miles, your Mercedes-Benz will still be running as safely and reliably as it did on the first day.

The basic service focuses on fundamental, technically essential maintenance work. That makes it particularly cost-effective for you. And the specified maintenance procedures make the process transparent from the start.



WARNING

Please make sure you read the technical documentation, such as the Operator's Manual and workshop information, before carrying out any maintenance work.

The following pages describe when such a service is required and what procedures are carried out on your Mercedes-Benz.

With us, your vehicle is in the best of hands. At an authorized Mercedes-Benz Center, you will find the experience and expertise of over 100 years of vehicle design and manufacture. Should your vehicle be due for a service, simply bring it to an authorized Mercedes-Benz Center. In particular, work relevant to safety or on safety-related systems must be carried out at a qualified specialist workshop. Also observe the "Genuine Mercedes-Benz parts" section in the Operator's Manual.

- i** Please note any maintenance work not performed or not performed at the specified interval which results in the failure of the warranted component(s) or system(s) in question may not be covered by the Mercedes-Benz New Vehicle Limited Warranty.

PLUS Package

You may select the optional PLUS package as a supplement to the basic service. This encompasses all the simple maintenance work that you could carry out yourself.

You can obtain further information concerning the servicing of your vehicle from an authorized Mercedes-Benz Center.

Tire rotation

Your vehicle's tires are a critical component to overall vehicle performance and vehicle stability. The useful life of tires will vary and is proportional to tire type, speed rating, ambient conditions, tire loading, tire inflation pressure, road surfaces, and individual driving style, among other factors. Therefore, Mercedes-Benz recommends regular checks for wear and proper inflation and, if applicable

to your vehicle's tire configuration, tire rotation.

Tire rotations can be performed on vehicles with the same front and rear tire dimensions. If your vehicle is equipped with the same tire dimensions, tires can be rotated by observing a front-to-rear rotation pattern that will maintain the intended rotation (spinning) direction of the tire (on unidirectional tires, an arrow on the sidewall indicates the intended rotation or spinning direction of the tire). In some cases, such as when your vehicle is configured with staggered sizes (different tire sizes, front vs. rear), tire rotations are not possible.

If your vehicle's tire configuration allows for tire rotation, tire rotation should be performed in accordance with the recommended intervals, or sooner at first signs of irregular (uneven) tread wear. Tire rotation recommendations will likely necessitate a tire rotation at every Service B based on Mercedes-Benz maintenance intervals.

For your convenience, this Maintenance Booklet contains a tire rotation confirmation page on which you can record the date and mileage when tire rotations were performed (▷ page 14).

Severe operating conditions

The maintenance intervals have been determined so that the vehicle, under normal operating conditions, should operate properly between maintenance services. Severe operating conditions may call for correspondingly sooner replacement of the following items:

- **Interior filters**

(e.g. dust filter, recirculating air filter or activated charcoal dust filter) are replaced as called for by the ASSYST PLUS service interval display. Under severe dust conditions, or with the Climate Control frequently operating in the air recirculation mode, the filter should be replaced more



WARNING

Please make sure you read the technical documentation, such as the Operator's Manual and workshop information, before carrying out any maintenance work.

frequently than indicated by the ASSYST PLUS service interval display.

• Spark plugs

Spark plugs should be replaced according to the specified maintenance interval. Severe operating conditions (frequent starting and stopping, excessive idling, sustained fast highway driving) may call for spark plugs to be replaced correspondingly sooner.

• Coolant

Have the coolant (water/anticorrosion/antifreeze mixture) replaced at the specified maintenance interval.

Replacement of coolant may be required more frequently if coolant is not maintained according to instructions and/or other than approved anticorrosion/antifreeze products for your vehicle are being used. For instructions on coolant, see "Coolant" in your vehicle Operator's Manual. For a listing of approved anticorrosion/antifreeze products for your vehicle, contact your authorized Mercedes-Benz Center.

Wear items

While the ASSYST PLUS service interval display calls for inspection of certain wear items, the system does not make any judgment on the condition of these wear items. Only a qualified technician can determine if a wear item needs to be replaced.

Tested and approved engine oils and oil filters

Engine oils and oil filters are specifically tested for their suitability in our engines and durability for our service intervals. Therefore, only use approved engine oils and oil filters required for vehicles with the ASSYST PLUS service interval display. Conventional petroleum-based oils must not be used for vehicles

equipped with the ASSYST PLUS service interval display.

The following cases are not covered by the Mercedes-Benz New Vehicle Limited Warranty:

- using engine oils and oil filters of specification other than those expressly required for the ASSYST PLUS service interval display.
- changing of oil and oil filter at change intervals longer than those called for by the ASSYST PLUS service interval display.
- using any oil additives.

Refer to the Operator's Manual for information on selecting the proper engine oils for your vehicle. The information can be found in the "Service products and filling capacities" section of the "Technical data" chapter under "Engine oil".

Regular checks

In addition to the services, we recommend that you check the following items regularly (for example: weekly, when refueling, or before any long journey):

- **Engine oil level** – Further information about engine oil level measurement can be found in the vehicle Operator's Manual.
- **Coolant level** – Please refer to the Operator's Manual for the correct procedure to check the coolant level.
- **Brake fluid level** – If brake fluid has to be added, see an authorized Mercedes-Benz Center to determine the cause, e.g. leaks or worn brake pads.
- **Windshield washing system** – Add washer fluid mixed with Mercedes-Benz windshield washer solvent/concentrate, test function and check wiper blades.
- **Lighting system**
- **Tire condition and pressures** – Check at least monthly. Please refer to section "Tires



WARNING

Please make sure you read the technical documentation, such as the Operator's Manual and workshop information, before carrying out any maintenance work.

and wheels" in the Operator's Manual for guidelines and correct procedures to check tire condition and pressures.

Notes on the warranty

An extensive and well-equipped network of authorized Mercedes-Benz Centers is at your disposal for service work. Your authorized Mercedes-Benz Center can ensure that your vehicle is professionally and thoroughly serviced and repaired.

Please see the Service and Warranty Information booklet for detailed information on warranty terms and coverage.

Please follow the instructions given in this Maintenance Booklet, even if you entrust the vehicle to a third party for use or care. Only in this way will you be able to ensure that your warranty rights are not affected.

Service, replacement, or repair of the emission control devices and systems can be performed by any automotive repair establishment or individual using certified parts.

We strongly recommend that you have your vehicle serviced by your authorized Mercedes-Benz Center which is fully equipped to provide this service.

Please note that engines have to be serviced in accordance with special instructions and using special measuring equipment to comply with legal requirements concerning exhaust emissions. Modifications to or tampering with emissions components is not permissible. Your authorized Mercedes-Benz Center is familiar with the relevant regulations.

Service records

Your authorized Mercedes-Benz Center will certify in this booklet the maintenance services on your vehicle which it has performed.



WARNING

Please make sure you read the technical documentation, such as the Operator's Manual and workshop information, before carrying out any maintenance work.

Other than the maintenance services described, the Maintenance Booklet does not record or reflect any repair work that may have been performed to your vehicle. Please keep those receipts with your vehicle records.

For information concerning warranty, see your Service and Warranty Information booklet.

Your authorized Mercedes-Benz Center will gladly furnish additional information on the maintenance of your vehicle.

Mercedes-Benz USA, LLC
A Daimler Company

Parts/Operating materials

We recommend only the use of Genuine Mercedes-Benz parts for service and repairs, since they meet our specifications. It is also important to only use fuels, lubricants and anticorrosion/antifreeze coolant meeting factory specifications. Please see your authorized Mercedes-Benz Center for more information on this subject.

Emission System Maintenance

Gasoline Engines

The U.S. Environmental Protection Agency and, in California, the Air Resources Board have certified that the emission control systems of your vehicle comply with the applicable exhaust emission standards for MY 2016 vehicles.

To be certain that the emission control systems function as designed, regular maintenance is necessary for components of the vehicle which affect exhaust and evaporative emissions composition.

The vehicle owner is responsible for the regular maintenance of the emission control system, as well as the use of premium unleaded gasoline with an anti-knock index of at least

91 (displayed on the pump) in all gasoline engine models unless otherwise specified. Failure to properly maintain the emission system may result in repairs not being covered by the emission system warranties. Explanations of each maintenance job are given on (▷ page 8).

Emission Control System Caution – Gasoline Engines

Your Mercedes-Benz vehicle is equipped with both a three-way catalyst and a closed loop oxygen sensor system to comply with current exhaust emission regulations. Keep your vehicle in proper operating condition by following our recommended maintenance instructions as outlined.

The following must be adhered to:

a) In all gasoline engine models, use only premium unleaded gasoline with an anti-knock index of at least 91 (as displayed on the pump) unless otherwise specified.

Damage to the engine could occur if premium unleaded fuel is not used. Refer to the Operator's Manual for special precautions.

b) Leaded gasoline should not be used under any circumstances. Damage to the emission control components will result.

c) In non flex-fuel capable gasoline engine equipped vehicles, ethanol blends greater than E10 should not be used.

Damage to the engine could occur if improper fuels are used. Refer to the Operator's Manual for special precautions.

d) In select models, the use of Ethanol (E85) is also permissible. Models capable of also operating with E85 are identified by a label on the fuel filler flap reading 'Premium gasoline or E85 only!'. Do not use Ethanol fuel (E85) to operate any vehicle unless it is specifically identified as Ethanol fuel (E85) compatible. Damage to the engine could occur if improper fuels are used. Refer to the Operator's Manual for special precautions.

e) The specified engine maintenance jobs must be performed completely and at the required intervals. Properly functioning spark plugs for instance are important for the service life of the catalysts. Failure to properly perform the specified maintenance jobs may adversely affect the emission control system on the vehicle and reduce its service life.

f) The operation of the emission control system must not be altered in any way. Alterations are not permissible by law. In addition, alterations may result in damage to the catalysts, increased fuel consumption, and impaired engine running conditions.

g) Irregular engine running conditions should be corrected immediately by an authorized Mercedes-Benz Center. Such irregular running conditions can influence the proper function of the emission control system.

If the check engine indicator lamp in the instrument cluster illuminates when the engine is running, it indicates a possible malfunction of the engine management system or emission control system.

We recommend that you have the malfunction checked as soon as possible.

Description of Emission System Maintenance Jobs

The composition of exhaust emissions is influenced not only by the special emission control equipment, but also by various engine components and their adjustments.

Therefore, emission system maintenance must include these engine components. Some maintenance jobs are actually only tests. They are important however, because they allow early detection of discrepancies which can later lead to increased exhaust emissions. It is generally less expensive to have such items adjusted immediately rather than allowing them to contribute to costly



WARNING

Please make sure you read the technical documentation, such as the Operator's Manual and workshop information, before carrying out any maintenance work.

repairs. The maintenance intervals have been determined so that the vehicle, under normal conditions, should operate properly between services.

Changing the engine oil and filter

Change the engine oil and oil filter according to the specified maintenance intervals. If oil consumption should increase, determine the cause and take necessary corrective steps. Do not reset the ASSYST PLUS service interval display if the oil level is adjusted or changed outside the specified maintenance intervals.

Replacing the air filter

The air filter must be replaced according to the specified maintenance intervals. Under severe dust conditions the air filter should be replaced more frequently than indicated by the ASSYST PLUS service interval display. Clean air filter cover and housing prior to removal of air filter.

Replacing the fuel filter

Replace the fuel filter according to the specified maintenance intervals.

Replacing spark plugs

Spark plugs are subject to electrode erosion and must be replaced according to the specified maintenance intervals, or more frequently as may be required when subject to severe operating conditions.

Maintenance service descriptions

Vehicle Maintenance Service Work (including Emission System Maintenance)

- i** Maintenance services should be performed at the number of miles or years (whichever comes first) as indicated. Detailed descriptions for the maintenance service can be found starting on (▷ page 10).

Additional maintenance work is taken into account depending on time and distance driven. Additional work includes maintenance work carried out due to technical requirements in cases of wear or work carried out on any optional equipment which might require service.

For an overview of possible additional maintenance work, see (▷ page 12).

For description of emission system maintenance jobs, see (▷ page 8).



WARNING

Please make sure you read the technical documentation, such as the Operator's Manual and workshop information, before carrying out any maintenance work.

Maintenance work

Service A

Read out service data from instrument cluster and reset ASSYST PLUS maintenance service indicator¹

Check warning and indicator lamps in the instrument cluster

Check illumination of the instrument cluster and interior lighting for correct function²

Check horn for correct function

Check cargo compartment lighting for correct function²

Check and correct windshield washer system fluid level². Summer/winter washer fluid to be invoiced separately

Check vehicle's exterior for damage in visible area

Check windshield for damage

Check wiper blades

Replace dust filter³

Engine: oil and oil filter change

Check all visible parts in the engine compartment for damage and leaks⁴

Brake system: check fluid level⁴

Check poly-V-belt for wear in visible area

Check coolant level in coolant expansion tank

Low-temperature circuit: check coolant level in coolant expansion tank (where applicable)⁵

Visually check condition and tread depth of tires

Visually check condition of brake pads/linings

Visually check condition of brake disks

Check tires for damage and cracks

¹ If the service/maintenance work has not, or has only partially been carried out after the ASSYST PLUS maintenance service indicator has been reset, the maintenance computer must be reset to its original settings.

² PLUS package, invoiced separately.

³ The specific maintenance interval for your country applies. Observe the notes in the workshop information.

⁴ In the event of fluid loss, determine cause and perform repair with separate work order.

⁵ Engine with separate coolant expansion tank for low-temperature circuit only.

**WARNING**

Please make sure you read the technical documentation, such as the Operator's Manual and workshop information, before carrying out any maintenance work.

Correct tire inflation pressure²

Correct inflation pressure in spare tire (where applicable)²

Check TIREFIT sealant expiration date (where applicable)². If expired, replace with separate work order

Activate Tire Pressure Monitoring System²

Check first aid kit expiration date². If expired, replace with separate work order

Check all visible components on the vehicle underside for leaks and damage^{4, 6}

Check condition of steering system and tie rods

Check condition of front axle and front axle ball joints

Check condition of rear axle and rear axle ball joints

Check condition of spring strut or shock absorber and spring

Propeller shaft: check flexible couplings for damage and deformation

Applicable additional maintenance work (▷ page 12)

Service B

Read out service data from instrument cluster and reset ASSYST PLUS maintenance service indicator¹

Check warning and indicator lamps in the instrument cluster

Check illumination of the instrument cluster and interior lighting for correct function²

Check horn for correct function

Check exterior lighting for correct function

Check cargo compartment lighting for correct function²

Check and correct headlamp setting⁷

Check windshield wipers and windshield washer system for correct function

Check and correct windshield washer system fluid level². Summer/winter washer fluid to be invoiced separately

² PLUS package, invoiced separately.

⁴ In the event of fluid loss, determine cause and perform repair with separate work order.

⁶ Country-specific regulations for mobility and body shell complaints apply.

¹ If the service/maintenance work has not, or has only partially been carried out after the ASSYST PLUS maintenance service indicator has been reset, the maintenance computer must be reset to its original settings.

⁷ LED headlamps: correct headlamp setting with separate work order.



WARNING

Please make sure you read the technical documentation, such as the Operator's Manual and workshop information, before carrying out any maintenance work.

Replace activated charcoal dust filter
Check vehicle's exterior for damage in visible area
Check windshield for damage
Check wiper blades
Replace dust filter ³
Engine: oil and oil filter change
Brake system: check fluid level ⁴
Check coolant level in coolant expansion tank
Check parking brake (function test only) ⁸
Visually check condition and tread depth of tires
Visually check condition of brake pads/linings
Visually check condition of brake disks
Correct tire inflation pressure ²
Correct inflation pressure in spare tire (where applicable) ²
Check TIREFIT sealant expiration date (where applicable) ² . If expired, replace with separate work order
Activate Tire Pressure Monitoring System ²
Check first aid kit expiration date ² . If expired, replacement is recommended
Applicable additional maintenance work (▷ page 12)

Additional maintenance work⁹

Every 2 years

Replace brake fluid

³ The specific maintenance interval for your country applies. Observe the notes in the workshop information.

⁴ In the event of fluid loss, determine cause and perform repair with separate work order.

⁸ Vehicles with 4MATIC: the brake test may not exceed 10 seconds on each axle. You could otherwise damage the drive train or the brake system.

² PLUS package, invoiced separately.

⁹ Additional maintenance work is subject to a separate invoice.



WARNING

Please make sure you read the technical documentation, such as the Operator's Manual and workshop information, before carrying out any maintenance work.

At every Service B

Trailer tow hitch: Check condition and functionality¹⁰

Every 30,000 miles/3 years

Panorama sliding sunroof: clean and lubricate guide mechanism (where applicable)¹¹

Every 50,000 miles/5 years

Replace air-filter

Replace spark plugs

Every 60,000 miles/6 years

Automatic transmission: oil and oil filter change

Transfer case: oil change¹²

Every 120,000 miles/12 years

Replace fuel filter (gasoline engines)

Replace coolant¹³

¹⁰ With trailer tow hitch (Code 550).

¹¹ Panorama sliding sunroof with exterior sliding panel (Code 413).

¹² Vehicles with 4MATIC and automatic transmission NAG3 only. Please note the instructions in the workshop information.

¹³ Observe the correct coolant mixture ratio.



Please make sure you read the technical documentation, such as the Operator's Manual and workshop information, before carrying out any maintenance work.

Date:	Odometer:
Date:	Odometer:
Date:	Odometer:
Date:	Odometer:
Date:	Odometer:
Date:	Odometer:
Date:	Odometer:

Maintenance service

Complete in full

 Service A

Vehicle Identification Number (VIN)

 Service B

Date

Odometer

Repair order no. (if applicable)

Workshop code (ASSYST PLUS)

Next maintenance due

 Miles

Next maintenance due

 Month/year**Oil brand/viscosity:**

Engine

Automatic transmission

Transfer case

Service carried out in accordance with specifications:

Yes/No

Replaced:

- Engine oil and oil filter
- Oil - automatic transmission
- Oil - transfer case
- Brake fluid
- Brake pads, front axle

- Brake pads, rear axle
- Dust filter
- Activated charcoal dust filter
- Engine air-filter
- Spark plugs
- Fuel filter
- Coolant

Notes

Rubber stamp/Signature

Complete in full

Service A

Vehicle Identification Number (VIN)

Service B

Date

Odometer

Repair order no. (if applicable)

Workshop code (ASSYST PLUS)

Next maintenance due

Miles

Next maintenance due

Month/year

Oil brand/viscosity:

Engine

Automatic transmission

Transfer case

Service carried out in accordance with specifications:

Yes/No

Replaced:

- Engine oil and oil filter
- Oil – automatic transmission
- Oil – transfer case
- Brake fluid
- Brake pads, front axle
- Brake pads, rear axle
- Dust filter

- Activated charcoal dust filter
- Engine air-filter
- Spark plugs
- Fuel filter
- Coolant

Notes

Rubber stamp/Signature

Complete in full

 Service A

Vehicle Identification Number (VIN)

 Service B

Date

Odometer

Repair order no. (if applicable)

Workshop code (ASSYST PLUS)

Next maintenance due

Miles

Next maintenance due

Month/year

Oil brand/viscosity:

Engine

Automatic transmission

Transfer case

Service carried out in accordance with specifications:

Yes/No

Replaced:

- Engine oil and oil filter
- Oil - automatic transmission
- Oil - transfer case
- Brake fluid
- Brake pads, front axle
- Brake pads, rear axle
- Dust filter

- Activated charcoal dust filter
- Engine air-filter
- Spark plugs
- Fuel filter
- Coolant

Notes

Rubber stamp/Signature

Complete in full

Service A

Vehicle Identification Number (VIN)

Service B

Date

Odometer

Repair order no. (if applicable)

Workshop code (ASSYST PLUS)

Next maintenance due

Miles

Next maintenance due

Month/year

Oil brand/viscosity:

Engine

Automatic transmission

Transfer case

Service carried out in accordance with specifications:

Yes/No

Replaced:

- Engine oil and oil filter
- Oil – automatic transmission
- Oil – transfer case
- Brake fluid
- Brake pads, front axle
- Brake pads, rear axle
- Dust filter

- Activated charcoal dust filter
- Engine air-filter
- Spark plugs
- Fuel filter
- Coolant

Notes

Rubber stamp/Signature

Complete in full

Service A

Vehicle Identification Number (VIN)

Service B

Date

Odometer

Repair order no. (if applicable)

Workshop code (ASSYST PLUS)

Next maintenance due Miles

Next maintenance due Month/year

Oil brand/viscosity:

Engine

Automatic transmission

Transfer case

- Activated charcoal dust filter
- Engine air-filter
- Spark plugs
- Fuel filter
- Coolant

Service carried out in accordance with specifications:

Yes/No

Replaced:

- Engine oil and oil filter
- Oil - automatic transmission
- Oil - transfer case
- Brake fluid
- Brake pads, front axle
- Brake pads, rear axle
- Dust filter

Notes

Rubber stamp/Signature

Complete in full

Service A

Vehicle Identification Number (VIN)

Service B

Date

Odometer

Repair order no. (if applicable)

Workshop code (ASSYST PLUS)

Next maintenance due

Miles

Next maintenance due

Month/year

Oil brand/viscosity:

Engine

Automatic transmission

Transfer case

Service carried out in accordance with specifications:

Yes/No

Replaced:

- Engine oil and oil filter
- Oil – automatic transmission
- Oil – transfer case
- Brake fluid
- Brake pads, front axle
- Brake pads, rear axle
- Dust filter

- Activated charcoal dust filter
- Engine air-filter
- Spark plugs
- Fuel filter
- Coolant

Notes

Rubber stamp/Signature

Complete in full

 Service A

Vehicle Identification Number (VIN)

 Service B

Date

Odometer

Repair order no. (if applicable)

Workshop code (ASSYST PLUS)

Next maintenance due

Miles

Next maintenance due

Month/year

Oil brand/viscosity:

Engine

Automatic transmission

Transfer case

Service carried out in accordance with specifications:

Yes/No

Replaced:

- Engine oil and oil filter
- Oil - automatic transmission
- Oil - transfer case
- Brake fluid
- Brake pads, front axle
- Brake pads, rear axle
- Dust filter

- Activated charcoal dust filter
- Engine air-filter
- Spark plugs
- Fuel filter
- Coolant

Notes

Rubber stamp/Signature

Complete in full

Service A

Vehicle Identification Number (VIN)

Service B

Date

Odometer

Repair order no. (if applicable)

Workshop code (ASSYST PLUS)

Next maintenance due

Miles

Next maintenance due

Month/year

Oil brand/viscosity:

Engine

Automatic transmission

Transfer case

Service carried out in accordance with specifications:

Yes/No

Replaced:

- Engine oil and oil filter
- Oil – automatic transmission
- Oil – transfer case
- Brake fluid
- Brake pads, front axle
- Brake pads, rear axle
- Dust filter

- Activated charcoal dust filter
- Engine air-filter
- Spark plugs
- Fuel filter
- Coolant

Notes

Rubber stamp/Signature

Complete in full

Service A

Vehicle Identification Number (VIN)

Service B

Date

Odometer

Repair order no. (if applicable)

Workshop code (ASSYST PLUS)

Next maintenance due Miles

Next maintenance due Month/year

Oil brand/viscosity:

Engine

Automatic transmission

Transfer case

Service carried out in accordance with specifications:

Yes/No

Replaced:

- Engine oil and oil filter
- Oil - automatic transmission
- Oil - transfer case
- Brake fluid
- Brake pads, front axle
- Brake pads, rear axle
- Dust filter

- Activated charcoal dust filter
- Engine air-filter
- Spark plugs
- Fuel filter
- Coolant

Notes

Rubber stamp/Signature

Complete in full

Service A

Vehicle Identification Number (VIN)

Service B

Date

Odometer

Repair order no. (if applicable)

Workshop code (ASSYST PLUS)

Next maintenance due

Miles

Next maintenance due

Month/year

Oil brand/viscosity:

Engine

Automatic transmission

Transfer case

Service carried out in accordance with specifications:

Yes/No

Replaced:

- Engine oil and oil filter
- Oil – automatic transmission
- Oil – transfer case
- Brake fluid
- Brake pads, front axle
- Brake pads, rear axle
- Dust filter

- Activated charcoal dust filter
- Engine air-filter
- Spark plugs
- Fuel filter
- Coolant

Notes

Rubber stamp/Signature

Complete in full

Service A

Vehicle Identification Number (VIN)

Service B

Date

Odometer

Repair order no. (if applicable)

Workshop code (ASSYST PLUS)

Next maintenance due Miles

Next maintenance due Month/year

Oil brand/viscosity:

Engine

Automatic transmission

Transfer case

Service carried out in accordance with specifications:

Yes/No

Replaced:

- Engine oil and oil filter
- Oil - automatic transmission
- Oil - transfer case
- Brake fluid
- Brake pads, front axle
- Brake pads, rear axle
- Dust filter

- Activated charcoal dust filter
- Engine air-filter
- Spark plugs
- Fuel filter
- Coolant

Notes

Rubber stamp/Signature

Complete in full

Service A

Vehicle Identification Number (VIN)

Service B

Date

Odometer

Repair order no. (if applicable)

Workshop code (ASSYST PLUS)

Next maintenance due Miles

Next maintenance due Month/year

Oil brand/viscosity:

Engine

Automatic transmission

Transfer case

Service carried out in accordance with specifications:

Yes/No

Replaced:

- Engine oil and oil filter
- Oil – automatic transmission
- Oil – transfer case
- Brake fluid
- Brake pads, front axle
- Brake pads, rear axle
- Dust filter

- Activated charcoal dust filter
- Engine air-filter
- Spark plugs
- Fuel filter
- Coolant

Notes

Rubber stamp/Signature

Complete in full

Service A

Vehicle Identification Number (VIN)

Service B

Date

Odometer

Repair order no. (if applicable)

Workshop code (ASSYST PLUS)

Next maintenance due Miles

Next maintenance due Month/year

Oil brand/viscosity:

Engine

Automatic transmission

Transfer case

- Activated charcoal dust filter
- Engine air-filter
- Spark plugs
- Fuel filter
- Coolant

Service carried out in accordance with specifications:

Yes/No

Replaced:

- Engine oil and oil filter
- Oil - automatic transmission
- Oil - transfer case
- Brake fluid
- Brake pads, front axle
- Brake pads, rear axle
- Dust filter

Notes

Rubber stamp/Signature

Complete in full

Service A

Vehicle Identification Number (VIN)

Service B

Date

Odometer

Repair order no. (if applicable)

Workshop code (ASSYST PLUS)

Next maintenance due

Miles

Next maintenance due

Month/year

Oil brand/viscosity:

Engine

Automatic transmission

Transfer case

Service carried out in accordance with specifications:

Yes/No

Replaced:

- Engine oil and oil filter
- Oil – automatic transmission
- Oil – transfer case
- Brake fluid
- Brake pads, front axle
- Brake pads, rear axle
- Dust filter

- Activated charcoal dust filter
- Engine air-filter
- Spark plugs
- Fuel filter
- Coolant

Notes

Rubber stamp/Signature

Complete in full

Service A

Vehicle Identification Number (VIN)

Service B

Date

Odometer

Repair order no. (if applicable)

Workshop code (ASSYST PLUS)

Next maintenance due Miles

Next maintenance due Month/year

Oil brand/viscosity:

Engine

Automatic transmission

Transfer case

Service carried out in accordance with specifications:

Yes/No

Replaced:

- Engine oil and oil filter
- Oil - automatic transmission
- Oil - transfer case
- Brake fluid
- Brake pads, front axle
- Brake pads, rear axle
- Dust filter

- Activated charcoal dust filter
- Engine air-filter
- Spark plugs
- Fuel filter
- Coolant

Notes

Rubber stamp/Signature

