


**Transmission**      **725.0**  
as of model year 2015

### Modification notes

|            |                  |  |                    |
|------------|------------------|--|--------------------|
| 13.09.2017 | Filling capacity |  | BF27.00-P-1001-01I |
|------------|------------------|--|--------------------|

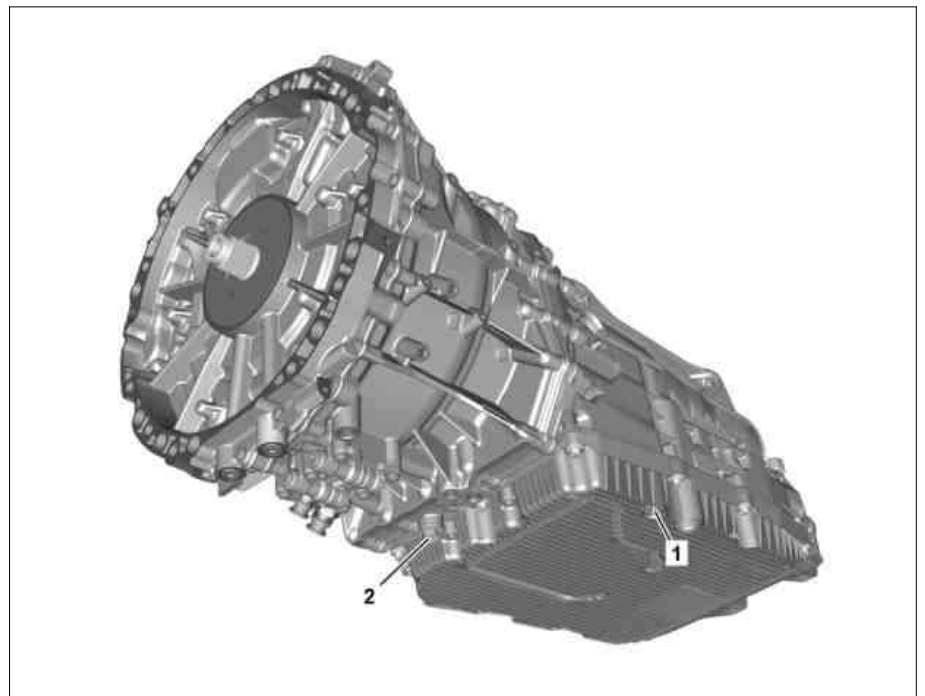
1 Quick-release coupling



P27.00-2454-11



**Shown on transmission 725.007**



1 Quick-release coupling  
2 Thermostat screw plug












P27.00-2506-06

|           |   |   |                    |
|-----------|---|---|--------------------|
| ⚠ Danger  | <b>Risk of death</b> caused by vehicle slipping or toppling off of the lifting platform.                                      | Align vehicle between vehicle lift columns and position the four support plates at the vehicle lift support points specified by the vehicle manufacturer. | AS00.00-Z-0010-01A |
| ⚠ Caution | <b>Risk of injury</b> to skin and eyes due to handling of transmission oil. Health risk caused by swallowing transmission oil | Wear protective gloves, protective clothing and safety glasses.<br>Do not pour transmission oil into beverage bottles.                                    | AS00.40-Z-0001-01A |


|  |  |   |   |
|--|--|---|---|
|  Warning | <b>Risk of accident</b> from vehicle starting off by itself when engine running. <b>Risk of injury</b> (bruises and burns) resulting from working on the engine while it is being started or when it is running. | Secure vehicle to prevent it from starting off by itself. Wear closed and snug-fitting work clothes. Do not touch hot or rotating parts.  | AS00.00-Z-0005-01A  |
|  | Notes on automatic transmission  |   | AH27.19-P-0001-01NKB  |
|  | <b>Fill with transmission oil</b>  |   |   |
| 1  | Shift transmission into neutral position   |   |   |
| 2  | Lift vehicle on vehicle lift   | Transmission 725.0 in model all as of model year 2015<br>Transmission 725.0 in model 205, 213, 238, 253 as of model year 2015<br>Transmission 725.0 in model 172 as of model year 2015<br>Transmission 725.0 in model 166, 292 as of model year 2015<br>Transmission 725.0 in model 231 as of model year 2015<br>Transmission 725.0 in model 217, 222 as of model year 2015<br>Transmission 725.0 in model 207 as of model year 2015<br>Transmission 725.0 in model 212, 218 as of model year 2015<br> Ensure that vehicle is level in longitudinal and transverse direction on vehicle lift.  | AR00.60-P-1002LWG<br><br>AR00.60-P-1000V<br><br>AR00.60-P-1000GZ<br><br>AR00.60-P-1000TX<br><br>AR00.60-P-1000LF<br><br>AR00.60-P-0100CW<br><br>AR00.60-P-0100EWS |
| 3.1  | Remove bottom section of soundproofing   | Transmission 725.0 in model 172, 207, 212, 218 with engine 651 as of model year 2015<br>Transmission 725.0 in model 207, 212, 218 with engine 642 as of model year 2015<br>Transmission 725.0 in model 172 with engine 651 as of model year 2015<br>Transmission 725.0 in model 207, 212, 218 with engine 642 as of model year 2015<br>Transmission 725.0 in model 207, 212, 218 with engine 651 as of model year 2015  | AR94.30-P-5300W<br><br>AR94.30-P-5300EW   |
| 3.2  | Remove rear lower engine compartment paneling  | Transmission 725.0 in model 172, 205, 213, 218, 222, 231, 238, 253 with engine 276 as of model year 2015<br>Transmission 725.0 in model 172, 205, 213, 238, 253 with engine 274 as of model year 2015<br>Transmission 725.0 in model 205, 253 with engine 651 as of model year 2015<br>Transmission 725.0 in model 213 with engine 177 as of model year 2015<br>Transmission 725.0 in model 213, 222, 253 with engine 642 as of model year 2015<br>Transmission 725.0 in model 213, 238 with engine 654 as of model year 2015<br>Transmission 725.0 in model 217, 218, 222, 231 with engine 278 as of model year 2015<br>Transmission 725.0 in model 217, 222 with engine 176 as of model year 2015<br>Transmission 725.0 in model 222 with engine 256 as of model year 2015<br>Transmission 725.0 in model 222 with engine 656 as of model year 2015<br>Transmission 725.0 in model 172 with engine 274 as of model year 2015<br>Transmission 725.0 in model 172 with engine 276 as of model year 2015 | AR61.20-P-1105W   |

|     |   |  |  |
|-----|---|--|--|
|     |   | <p>Transmission 725.0 in model 205, 253 with engine 274<br/>as of model year 2015</p> <p>Transmission 725.0 in model 205, 253 with engine 276<br/>as of model year 2015</p> <p>Transmission 725.0 in model 205, 253 with engine 651<br/>as of model year 2015</p> <p>Transmission 725.0 in model 253 with engine 642<br/>as of model year 2015</p> <p>Transmission 725.0 in model 231 with engine 276<br/>as of model year 2015</p> <p>Transmission 725.0 in model 231 with engine 278<br/>as of model year 2015</p> <p>Transmission 725.0 in model 213 with engine 177<br/>as of model year 2015</p> <p>Transmission 725.0 in model 213 with engine 642<br/>as of model year 2015</p> <p>Transmission 725.0 in model 213, 238 with engine 274<br/>as of model year 2015</p> <p>Transmission 725.0 in model 213, 238 with engine 276<br/>as of model year 2015</p> <p>Transmission 725.0 in model 213, 238 with engine 654<br/>as of model year 2015</p> <p>Transmission 725.0 in model 217, 222 with engine 176<br/>as of model year 2015</p> <p>Transmission 725.0 in model 217, 222 with engine 278<br/>as of model year 2015</p> <p>Transmission 725.0 in model 222 with engine 256<br/>as of model year 2015</p> <p>Transmission 725.0 in model 222 with engine 276<br/>as of model year 2015</p> <p>Transmission 725.0 in model 222 with engine 642<br/>as of model year 2015</p> <p>Transmission 725.0 in model 222 with engine 656<br/>as of model year 2015</p> <p>Transmission 725.0 in model 218 with engine 276<br/>as of model year 2015</p> <p>Transmission 725.0 in model 218 with engine 278<br/>as of model year 2015</p> | <p>AR61.20-P-1105LW</p> <p>AR61.20-P-1105RK</p> <p>AR61.20-P-1105LWE</p> <p>AR61.20-P-1105LF</p> <p>AR61.20-P-1105EW</p> |
| 3.3 | Remove rear underfloor paneling                                     | <p>Transmission 725.0 in model 166 with engine 651<br/>as of model year 2015</p> <p>Transmission 725.0 in model 166, 292 with engine 276<br/>as of model year 2015</p> <p>Transmission 725.0 in model 166, 292 with engine 278<br/>as of model year 2015</p> <p>Transmission 725.0 in model 166, 292 with engine 642<br/>as of model year 2015</p>   | AR61.30-P-1001GQ   |
| 4   | Remove thermostat screw plug (2) with spring and thermostat element | <p>Transmission 725.007/017/033/047<br/>as of model year 2015</p> <p>Only if oil cooler or oil lines have been removed/installed or replaced, or following a transmission repair.</p> <p> The thermostat element is under spring preload.</p>   |  |
| 5   | Screw adapter with sealing ring into opening for thermostat element | <p>Transmission 725.007/017/033/047<br/>as of model year 2015</p> <p>Only if oil cooler or oil lines have been removed/installed or replaced, or following a transmission repair.</p> <p> Adapter</p>   | *724589002100  |

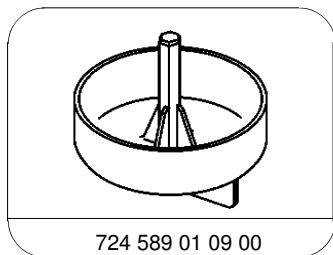
|          |  |   |   |
|----------|--|---|---|
| 6        | Place suitable oil receptacle under quick-release coupling (1) of oil pan                                      |   |   |
| 7        | Remove quick-release fastener (1)  |  Socket wrench   | *724589010900   |
| 8<br>WS  | Attach adapter and connect oil dispenser<br>000 588 06 82 00 Oil dispenser                                     | <br>Adjust air pressure at oil dispenser to 2 bar at the highest before filling transmission. Otherwise the oil pan may be damaged.<br> Transmission 725.007/017/033/047 as of model year 2015<br>Adapter<br> Transmission 725.0 (except 725.007/017/033/047) as of model year 2015<br>Adapter | WS18.00-P-0026B<br><br>*725589039000<br><br>*725589009000 |
| 9<br>BB  | Pump gear oil into transmission<br>Automatic transmission fluids (ATF)<br>(specification 236.17)               |  If transmission oil was drained off, pour in the drained amount of + approx. 0.5 l of transmission oil. If no transmission oil was drained off, pump approx. 0.5 l of transmission oil into transmission.<br> Filling capacity   | BB00.40-P-0236-17A<br><br>*BF27.00-P-1001-011             |
| 10<br>WS | Disconnect adapter and oil dispenser and screw in quick-release fastener (1)<br>000 588 06 82 00 Oil dispenser |  Transmission 725.007/017/033/047 as of model year 2015<br>Adapter<br> Transmission 725.0 (except 725.007/017/033/047) as of model year 2015<br>Adapter   | WS18.00-P-0026B<br>*725589039000<br><br>*725589009000     |
| 11.1     | Check transmission oil level and correct if necessary  | With oil level sensor.  | AR27.00-P-0270-02EWN                                      |
| 11.2     | Check transmission oil level and correct if necessary  | Without oil level sensor.   | AR27.00-P-0270-03EWN                                      |
| 12       | Remove adapter with sealing ring from opening for thermostat element   | Only when the oil cooler or the oil line have been removed and installed or replaced, or following a transmission repair.<br> Adapter  | *724589002100   |
| 13       | Screw in thermostat screw plug (2) with spring and thermostat element  | Only when the oil cooler or the oil line have been removed and installed or replaced, or following a transmission repair.   |   |
| 14.1     | Install bottom sections of soundproofing   | Transmission 725.0 in model 172, 207, 212, 218 with engine 651 as of model year 2015<br>Transmission 725.0 in model 207, 212, 218 with engine 642 as of model year 2015<br>Transmission 725.0 in model 172 with engine 651 as of model year 2015<br>Transmission 725.0 in model 207, 212, 218 with engine 642 as of model year 2015<br>Transmission 725.0 in model 207, 212, 218 with engine 651 as of model year 2015  | AR94.30-P-5300W<br><br>AR94.30-P-5300EW                   |

|      |  |  |   |
|------|--|--|---|
| 14.2 | Install rear lower engine compartment paneling | <p>Transmission 725.0 in model 172, 205, 213, 218, 222, 231, 238, 253 with engine 276 as of model year 2015</p> <p>Transmission 725.0 in model 172, 205, 213, 238, 253 with engine 274 as of model year 2015</p> <p>Transmission 725.0 in model 205, 253 with engine 651 as of model year 2015</p> <p>Transmission 725.0 in model 213 with engine 177 as of model year 2015</p> <p>Transmission 725.0 in model 213, 222, 253 with engine 642 as of model year 2015</p> <p>Transmission 725.0 in model 213, 238 with engine 654 as of model year 2015</p> <p>Transmission 725.0 in model 217, 218, 222, 231 with engine 278 as of model year 2015</p> <p>Transmission 725.0 in model 217, 222 with engine 176 as of model year 2015</p> <p>Transmission 725.0 in model 222 with engine 256 as of model year 2015</p> <p>Transmission 725.0 in model 222 with engine 656 as of model year 2015</p> <p>Transmission 725.0 in model 217, 222 with engine 278 as of model year 2015</p> <p>Transmission 725.0 in model 222 with engine 256 as of model year 2015</p> <p>Transmission 725.0 in model 222 with engine 276 as of model year 2015</p> <p>Transmission 725.0 in model 222 with engine 642 as of model year 2015</p> <p>Transmission 725.0 in model 205, 253 with engine 274 as of model year 2015</p> <p>Transmission 725.0 in model 205, 253 with engine 276 as of model year 2015</p> <p>Transmission 725.0 in model 205, 253 with engine 651 as of model year 2015</p> <p>Transmission 725.0 in model 253 with engine 642 as of model year 2015</p> <p>Transmission 725.0 in model 172 with engine 274 as of model year 2015</p> <p>Transmission 725.0 in model 172 with engine 276 as of model year 2015</p> <p>Transmission 725.0 in model 231 with engine 276 as of model year 2015</p> <p>Transmission 725.0 in model 231 with engine 278 as of model year 2015</p> <p>Transmission 725.0 in model 213 with engine 177 as of model year 2015</p> <p>Transmission 725.0 in model 213 with engine 642 as of model year 2015</p> <p>Transmission 725.0 in model 213, 238 with engine 274 as of model year 2015</p> <p>Transmission 725.0 in model 213, 238 with engine 276 as of model year 2015</p> <p>Transmission 725.0 in model 213, 238 with engine 654 as of model year 2015</p> | <p>AR61.20-P-1105LF</p> <p>AR61.20-P-1105LW</p> <p>AR61.20-P-1105W</p> <p>AR61.20-P-1105RK</p> <p>AR61.20-P-1105LWE</p> |
|------|--|--|---|

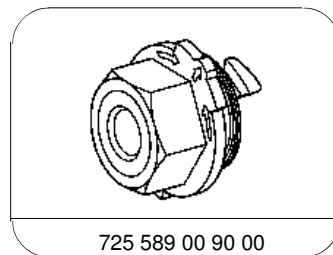
|      |                                  |   |   |
|------|----------------------------------|---|---|
|      |                                  | Transmission 725.0 in model 218 with engine 276<br>as of model year 2015<br>Transmission 725.0 in model 218 with engine 278<br>as of model year 2015  | AR61.20-P-1105EW  |
| 14.3 | Install rear underfloor paneling | Transmission 725.0 in model 166 with engine 651<br>as of model year 2015<br>Transmission 725.0 in model 166, 292 with engine 276<br>as of model year 2015<br>Transmission 725.0 in model 166, 292 with engine 278<br>as of model year 2015<br>Transmission 725.0 in model 166, 292 with engine 642<br>as of model year 2015   | AR61.30-P-1001GQ  |
| 15   | Lower vehicle from vehicle lift  | Transmission 725.0 in model all as of model year 2015<br>Transmission 725.0 in model 205, 213, 238, 253<br>as of model year 2015<br>Transmission 725.0 in model 166, 292 as of model year 2015<br>Transmission 725.0 in model 172 as of model year 2015<br>Transmission 725.0 in model 231 as of model year 2015<br>Transmission 725.0 in model 217, 222 as of model year 2015<br>Transmission 725.0 in model 207 as of model year 2015<br>Transmission 725.0 in model 212, 218 as of model year 2015 | AR00.60-P-1002LWG<br>AR00.60-P-1000GZ<br>AR00.60-P-1000V<br>AR00.60-P-1000TX<br>AR00.60-P-1000LF<br>AR00.60-P-0100CW<br>AR00.60-P-0100EWS |

 Automatic transmission

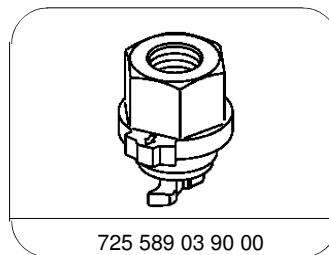
| Number             | Designation      | Transmission 725.0 (except 725.007/017/033/047)                          | Transmission 725.007/017/033/047 |
|--------------------|------------------|--|----------------------------------|
| BF27.00-P-1001-011 | Filling capacity | with complete refill Liter<br>Specifications for Operating Fluids, sheet | ≈ 10<br>≈ 11                     |
|                    |                  | BB00.40-P-0236-17A   | BB00.40-P-0236-17A               |



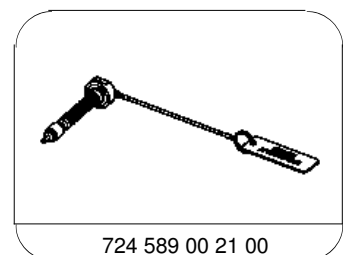
Socket wrench



Adapter



Adapter



Adapter