


**Model** 205 (except 205.387/486/487), 253 (except 253.388/389/988/989)

50g Oil filler plug  
50h Drain screw








P35.31-2295-10

50g Oil filler plug  
50h Drain screw



P35.31-2250-01

⚠ Caution	<b>Risk of injury</b> to skin and eyes due to handling of transmission oil. Health risk caused by swallowing transmission oil	Wear protective gloves, protective clothing and safety glasses. Do not pour transmission oil into beverage bottles.	AS00.40-Z-0001-01A
⚠ Caution	<b>Risk of injury</b> caused by scraping or cutting body parts on sharp vehicle parts	Always wear protective gloves when working on or near sharp and non-deburred vehicle parts. Deburr repair panels.	AS00.00-Z-0017-01A
⚠ Warning	<b>Risk of injury.</b> Skin or eye injuries may result when handling hot or glowing objects.	Wear protective gloves, protective clothing and safety glasses, if necessary.	AS00.00-Z-0002-01A
Topical note	Notes on self-locking nuts and bolts		AH00.00-N-0001-01A
	<b>Drain</b>		
1	Raise vehicle		AR00.60-P-1002LWG
2	Clean area surrounding oil filler screw (50g) and drain plug (50h)	Assembly cleaner	*BR00.45-Z-1028-04A
3	Remove oil filler screw (50g)		
4	Unscrew drain plug (50h) and collect rear axle gear oil in a suitable container		
🧼	<b>Clean</b>		
5	Clean new oil filler screw (50g) and new drain plug (50h) with cleaning spray	Loctite 7063 cleaning spray (150 ml)	*BR00.45-Z-1046-04A
6	Clean threaded holes of oil filler screw (50g) and drain screw (50h) in rear axle differential using cleaning spray	Loctite 7063 cleaning spray (150 ml)	*BR00.45-Z-1046-04A
	<b>Fill</b>		
7	Apply one drop of sealant to the lower third of the thread on the drain plug (50h)	Sealant, Omnifit 100H (50 g)	*BR00.45-Z-1061-01A
8	Screw in and tighten drain plug (50h)	Drain screw to rear axle differential	*BA35.31-P-1003-02H
9	Pour rear axle differential oil into rear axle differential using hand pump	Model 253 (except 253.388/389/988/989) except code 700 (Technology Local Content China) Filling capacity Model 253 (except 253.388/389/988/989) with code 700 (Technology Local Content China) Filling capacity Model 205 (except 205.086/087/286/287/386/387/486/487) FE rear axle differential filling capacity	*BF35.31-P-1001-02B *BF35.31-P-1002-02B *BF35.31-P-1001-01U


		 Model 205 (except 205.086/087/286/287/386/387/486/487)ALU rear axle differential filling capacity  Model 205.086/087/286/287 Filling capacity for rear axle differential with differential lock  Model 205 (except 205.086/087/286/287/386/387/486/487) with code 700 (Technology Local Content China) Filling capacity  Hand pump	*BF35.31-P-1002-01U  *BF35.31-P-1003-01U  *BF35.31-P-1004-01U  *210589007100
10	Apply one drop of sealant to the lower third of the thread on the oil filler screw (50g)	Sealant, Omnifit 100H (50 g)	*BR00.45-Z-1061-01A
11	Screw in and tighten oil filler screw (50g)	 Oil filler screw of rear axle differential	*BA35.31-P-1002-02H
12	Check rear axle differential for leak tightness		
13	Lower vehicle		AR00.60-P-1002LWG

 Rear axle differential housing


Number	Designation		Model 205	Model 253
BA35.31-P-1002-02H	Oil filler screw of rear axle differential	Nm	50	50

 Rear axle differential housing


Number	Designation		Model 205	Model 253
BA35.31-P-1003-02H	Drain screw to rear axle differential	Nm	50	50

 Rear axle gear


Number	Designation			Model 205 (except 205.086/087/286/287/386/387/486/487) except code 700 (Technology Local Content China)	Model 205 (except 205.086/087/286/287/386/387/486/487) with code 700 (Technology Local Content China)
BF35.31-P-1001-01U	FE rear axle differential filling capacity	FE HAG187	Liter	0,85	-
		Sheet		BB00.40-P-0235-07A	-
		FE HAG200	Liter	1,0	-
		Sheet		BB00.40-P-0235-07A	-
		FE HAG215	Liter	1,1	-
		Sheet		BB00.40-P-0235-07A	-
		FE HAG225	Liter	1,3	-
		Sheet		BB00.40-P-0235-07A	-

 Rear axle gear


Number	Designation			Model 253 (except 253.388/389/988/989) except code 700 (Technology Local Content China)
BF35.31-P-1001-02B	Filling capacity	ALU rear axle differential 183	Liter	0,8
			Sheet	BB00.40-P-0239-71A
		ALU rear axle differential 197	Liter	0,9
			Sheet	BB00.40-P-0239-71A
		ALU HAG205	Liter	1,0
			Sheet	BB00.40-P-0239-71A

 Rear axle gear


Number	Designation		Model 205 (except 205.086/087/286/287/386/387/486/487) except code 700 (Technology Local Content China)	Model 205 (except 205.086/087/286/287/386/387/486/487) with code 700 (Technology Local Content China)
BF35.31-P-1002-01U	ALU rear axle differential filling capacity	ALU HAG183 Sheet	0,8 BB00.40-P-0239-71A	- -

 Rear axle gear

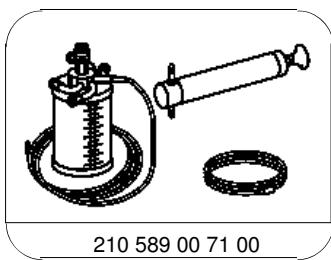
Number	Designation		Model 253 (except 253.388/389/988/989) with code 700 (Technology Local Content China)
BF35.31-P-1002-02B	Filling capacity	Rear axle differential 200 C Sheet	Liter 1,0 BB00.40-P-0235-07A

 Rear axle gear

Number	Designation		Model 205.086/087/286/287/386/387/486/487 with code 700 (Technology Local Content China)
BF35.31-P-1003-01U	Filling capacity for rear axle differential with differential lock	Liter	1,2 BB00.40-P-0235-61A
	Sheet		

 Rear axle gear

Number	Designation		Model 205 (except 205.086/087/286/287/386/387/486/487) with code 700 (Technology Local Content China)
BF35.31-P-1004-01U	Filling capacity	Rear axle differential 200 C Sheet	1,0 BB00.40-P-0235-07A



Hand pump

Repair materials

Number	Designation	Order number
BR00.45-Z-1028-04A	Assembly cleaner	Adolf Würth GmbH & Co. KG Reinhold-Würth-Str. 12-17 74653 Künzelsau-Gaisbach Germany Tel. +49 7940 15-0 Fax +49 7940 15-1000 <a href="http://www.wuerth.de">http://www.wuerth.de</a>
BR00.45-Z-1046-04A	Loctite 7063 cleaning spray (150 ml)	A 001 986 71 71 10
BR00.45-Z-1061-01A	Sealant, Omnifit 100H (50 g)	A 002 989 23 71