


Engine 264 in model 205, 213, 222, 238, 257




P09.10-2426-08

Shown on engine 264.9 in model 238.3

- 1 Engine cover
- 2 Bracket

- 3 Air filter housing cover








P09.10-2427-08

Shown on engine 264.9 in model 238.3

- 3 Air filter housing cover
- 4 Electrical connector
- 5 Air intake pipe

- 6 Bolts
- 7 Air filter element
- 8 Air cleaner housing

| | | | |
|---------|--|---|--------------------|
| Warning | Risk of injury. Skin or eye injuries may result when handling hot or glowing objects. | Wear protective gloves, protective clothing and safety glasses, if necessary. | AS00.00-Z-0002-01A |
| | Notes on avoiding damage through contamination and foreign objects | | AH00.00-P-5000-01A |
| | Information on preventing damage to electronic components due to electrostatic discharge | | AH54.00-P-0001-01A |
| | Remove | | |

| | | | |
|---|--|---|--|
| 1 | Remove engine cover (1). | | |
| 2 | Remove holders (2) from air filter housing cover (3). | | |
| 3 | Release and disconnect electrical connector(4). | | |
| 4 | Remove air intake pipe (5) from air filter housing cover (3). | | |
|  AR | | | AR09.41-P-1311-01AL |
| 5 | Unscrew screws (6) and remove air filter housing cover (3) upwards. | | |
| 6 | Remove old air filter element (7) from air filter housing (8). | | |
|  | Clean | | |
| 7 | Clean inside of air filter housing (8) and air filter housing cover (3). | | |
|  | Install | | |
| 8 | Insert new air filter element (7) into air filter housing (8). | | |
| 9 | Place air filter housing cover (3) onto air filter housing (8) and screw down with screws (6). |  | Make sure that the air filter housing cover (3) is seated correctly on the air filter housing (8). Damage can otherwise occur. |
| 10 | Attach air intake pipe (5) to air filter housing cover (3). | | |
|  AR | | | AR09.41-P-1311-01AL |
| 11 | Connect and lock electrical connector (4). | | |
| 12 | Attach holders (2) to air filter housing cover (3). | | |
| 13 | Install engine cover (1). | | |