

# 2023 GLE SUV Order Guide



# Table of Contents

1	<a href="#">General Information</a>
2	<a href="#">What's New</a>
3	<a href="#">Models</a>
4	<a href="#">Equipment</a>
4.1	<a href="#">Standard Equipment</a>
4.2	<a href="#">Exterior Paint Colors</a>
4.3	<a href="#">Wheels</a>
4.4	<a href="#">Interior Upholstery</a>
4.6	<a href="#">Interior Trims</a>
4.7	<a href="#">Packages</a>
4.8	<a href="#">Options</a>
4.9	<a href="#">Specifications</a>
5	<a href="#">Options In Detail</a>
6	<a href="#">Gallery</a>



# General Information

## Important Note

The information presented in this guide is based on the most current information available and is intended for internal use only. Mercedes-Benz reserves the right to make changes at any time, without notice, to colors, materials, equipment, special specifications and models.

Pricing may not yet be finalized for some models or options.

Due to variances among monitors and printers the colors that appear on your screen and printouts may not be exact.

For illustrative purposes, some images may show vehicles with European Specification.

## Revision History

Date	Description
07/05/2022	GLE63W4S DOG published
06/29/2022	GLE 53 & 63 Edition 55 Posted
06/01/2022	MY23 GLE350W, GLE350W4, GLE450W4, GLE580W4, GLE53W4DOG published



# What's New

## *Exterior*

- Lunar Blue (890) no longer available
- 21" Mercedes-Benz Wheel (R77) no longer available
- Metallic paint now standard on GLE450W4 and GLE580W4



# Models



## **GLE350W (167.148)**

- MSRP: \$0
- Transmission: 9G-TRONIC 9-Speed Automatic Transmission
- Acceleration 0-60pmg (sec): 7.0
- Engine Configuration: 2.0L inline-4 turbo engine
- Power (hp): 255 hp
- Torque (lb-ft): 273 lb-ft
- Launch Date: Q3 2022



## **GLE350W4 (167.149)**

- MSRP: \$0
- Transmission: 9G-TRONIC 9-Speed Automatic Transmission
- Acceleration 0-60pmg (sec): 7.1
- Engine Configuration: 2.0L inline-4 turbo engine
- Power (hp): 255 hp
- Torque (lb-ft): 273 lb-ft
- Launch Date: Q3 2022



## **GLE450W4 (167.159)**

- MSRP: \$0
- Transmission: 9G-TRONIC 9-Speed Automatic Transmission
- Acceleration 0-60pmg (sec): 5.5
- Engine Configuration: 3.0L inline-6 turbo engine
- Power (hp): 362 hp
- Torque (lb-ft): 369 lb-ft
- Launch Date: Q3 2022



## **GLE580W4 (167.186)**

- MSRP: TBD
- Transmission: 9G-TRONIC 9-Speed Automatic Transmission
- Acceleration 0-60pmg (sec): 4.9
- Engine Configuration: 4.0L V8 biturbo engine w/ EQ Boost
- Power (hp): 483 hp
- Torque (lb-ft): 516 lb-ft
- Launch Date: Q3 2022



# Standard Equipment

## GLE350W



### *Performance & Handling*

- 9G-TRONIC 9-Speed Automatic Transmission
- All-Season Tires
- 19" MB wheels
- 2.0L inline-4 turbo engine (255 hp, 273 lb-ft)

### *Comfort & Convenience*

- KEYLESS-START
- Power tilt/sliding sunroof
- Multifunctional steering wheel with Touch Controllers
- MBUX User Interface
- 12.3" Media Display with touchscreen
- Apple CarPlay and Android Auto
- HERMES Communications module LTE
- Active Parking Assist
- Power Front Seats with 4-Way Lumbar Support and Driver Memory
- Garage Door Opener
- Power Lift gate
- Double Sun Visors
- Mirror Package (Power Folding Mirrors, Auto-dimming Driver and Rearview Mirrors, Mirror Logo Projector)
- HANDS-FREE-ACCESS
- 64 Color Ambient Lighting
- Remote Start
- LED headlamps
- Touchpad in center console
- 12.3" fully digital instrument cluster
- Smartphone Integration
- 5 USBs (3 in front, 2 in rear)
- MB Navigation with Live Traffic and Map Updates for 3 years
- Heated Front Seats
- 2-Zone Climate control
- Load Compartment Cover
- Spare tire
- Privacy Glass
- Roof rails
- Wireless Charging
- SiriusXM Radio

### *Safety & Security*

- ATTENTION ASSIST®
- Rear View Camera
- Active Brake Assist
- Car Exit Warning
- Adaptive Highbeam Assist
- Blind Spot Assist
- PRE-SAFE®
- eCall-Emergency System
- Enhanced Alarm System with Parking Damage Detection



## *Performance & Handling*

- 9G-TRONIC 9-Speed Automatic Transmission
- All-Season Tires
- 19" MB wheels
- 2.0L inline-4 turbo engine (255 hp, 273 lb-ft)

## *Comfort & Convenience*

- KEYLESS-START
- Power tilt/sliding sunroof
- Multifunctional steering wheel with Touch Controllers
- MBUX User Interface
- 12.3" Media Display with touchscreen
- Apple CarPlay and Android Auto
- HERMES Communications module LTE
- Active Parking Assist
- Power Front Seats with 4-Way Lumbar Support and Driver Memory
- Garage Door Opener
- Power Lift gate
- Double Sun Visors
- Mirror Package (Power Folding Mirrors, Auto-dimming Driver and Rearview Mirrors, Mirror Logo Projector)
- HANDS-FREE-ACCESS
- SiriusXM Radio
- Remote Start
- LED headlamps
- Touchpad in center console
- 12.3" fully digital instrument cluster
- Smartphone Integration
- 5 USBs (3 in front, 2 in rear)
- MB Navigation with Live Traffic and Map Updates for 3 years
- Heated Front Seats
- 2-Zone Climate control
- Load Compartment Cover
- Spare tire
- Privacy Glass
- Roof rails
- 64 Color Ambient Lighting
- Wireless Charging

## *Safety & Security*

- ATTENTION ASSIST®
- Rear View Camera
- Active Brake Assist
- Car Exit Warning
- Adaptive Highbeam Assist
- Blind Spot Assist
- PRE-SAFE®
- eCall-Emergency System
- Enhanced Alarm System with Parking Damage Detection



## *Performance & Handling*

- 9G-TRONIC 9-Speed Automatic Transmission
- All-Season Tires
- 19" MB wheels
- New 3.0L inline-6 turbo engine with EQ Boost (362 hp, 369 lb-ft, EQ Boost outputs 21hp and up to 184 lb-ft)

## *Comfort & Convenience*

- KEYLESS-START
- Power tilt/sliding sunroof
- Multifunctional steering wheel with Touch Controllers
- MBUX User Interface
- 12.3" Media Display with touchscreen
- Apple CarPlay and Android Auto
- HERMES Communications module LTE
- Active Parking Assist
- Power Front Seats with 4-Way Lumbar Support and Driver Memory
- Garage Door Opener
- Power Lift gate
- Double Sun Visors
- Mirror Package (Power Folding Mirrors, Auto-dimming Driver and Rearview Mirrors, Mirror Logo Projector)
- HANDS-FREE-ACCESS
- SiriusXM Radio
- Metallic Paint
- Remote Start
- LED headlamps
- Touchpad in center console
- 12.3" fully digital instrument cluster
- Smartphone Integration
- 5 USBs (3 in front, 2 in rear)
- MB Navigation with Live Traffic and Map Updates for 3 years
- Heated Front Seats
- 2-Zone Climate control
- Load Compartment Cover
- Spare tire
- Privacy Glass
- Roof rails
- 64 Color Ambient Lighting
- Wireless Charging

## *Safety & Security*

- ATTENTION ASSIST®
- Rear View Camera
- Active Brake Assist
- Car Exit Warning
- Adaptive Highbeam Assist
- Blind Spot Assist
- PRE-SAFE®
- eCall-Emergency System
- Enhanced Alarm System with Parking Damage Detection





*Performance & Handling*

- 9G-TRONIC 9-Speed Automatic Transmission
- All-Season Tires
- GLE 580 4M: 20" AMG Wheels standard
- New 4.0L V8 biturbo engine with EQ Boost (483 hp, 516 lb-ft, EQ Boost outputs 21hp and up to 184 lb-ft)

*Comfort & Convenience*

- KEYLESS-START
- Power tilt/sliding sunroof
- Multifunctional steering wheel with Touch Controllers
- MBUX User Interface
- 12.3" Media Display with touchscreen
- Apple CarPlay and Android Auto
- HERMES Communications module LTE
- Active Parking Assist
- Power Front Seats with 4-Way Lumbar Support and Driver Memory
- Garage Door Opener
- Power Lift gate
- Double Sun Visors
- Mirror Package (Power Folding Mirrors, Auto-dimming Driver and Rearview Mirrors, Mirror Logo Projector)
- HANDS-FREE-ACCESS
- Wireless Charging
- Remote Start
- LED headlamps
- Touchpad in center console
- 12.3" fully digital instrument cluster
- Smartphone Integration
- 5 USBs (3 in front, 2 in rear)
- MB Navigation with Live Traffic and Map Updates for 3 years
- Heated Front Seats
- 2-Zone Climate control
- Load Compartment Cover
- Spare tire
- Privacy Glass
- Roof rails
- KEYLESS-GO®
- Metallic Paint


*Safety & Security*

- ATTENTION ASSIST®
- Rear View Camera
- Active Brake Assist
- Car Exit Warning
- Adaptive Highbeam Assist
- Blind Spot Assist
- PRE-SAFE®
- eCall-Emergency System
- Enhanced Alarm System with Parking Damage Detection




# Paint

## Non-Metallic Paints




**040U - Black**




**149U - Polar White**


## Metallic Paints




**197U - Obsidian Black**




**922U - Cirrus Silver**



**989U - Emerald Green**




**859U - Mojave Silver**




**992U - Selenite Grey**

## MANUFAKTUR Paints



**799U - Diamond White Bright**



**996U - Cardinal Red Metallic**

<i>Code</i>	<i>Description</i>	<i>Availability</i>	<i>Price</i>
040U	Black	All Models	\$0
149U	Polar White	All Models	\$0
197U	Obsidian Black	All Models	\$750 (GLE350W, GLE350W4) \$0 (GLE450W4, GLE580W4)
922U	Cirrus Silver	All Models	\$750 (GLE350W, GLE350W4) \$0 (GLE450W4, GLE580W4)
989U	Emerald Green	All Models	\$750 (GLE350W, GLE350W4) \$0 (GLE450W4, GLE580W4)
859U	Mojave Silver	All Models	\$750 (GLE350W, GLE350W4) \$0 (GLE450W4, GLE580W4)
992U	Selenite Grey	All Models	\$750 (GLE350W, GLE350W4) \$0 (GLE450W4, GLE580W4)
799U	Diamond White Bright	All Models	\$1,750
996U	Cardinal Red Metallic	All Models	\$1,750



# Wheels



## R26 - 19" Twin 5-Spoke Wheels

19"

R02 (All-Season tires), 690 (Spare Wheel)  
19" Twin 5-Spoke Wheels  
255/50 R19 on 8 J x 19 ET 61 (Front) 255/50  
R19 on 8 J x 19 ET 61 (Rear)

## 15R - 19" Multispoke Wheels

19"

R02 (All-Season tires), 690 (Spare Wheel)  
19" Multispoke Wheels  
255/50 R19 on 8 J x 19 ET 61 (Front) 255/50  
R19 on 8 J x 19 ET 61 (Rear)

## 50R - 20" Twin 5-Spoke Wheels

20"

R02 (All-Season tires), 690 (Spare Wheel)  
20" Twin 5-Spoke Wheels  
275/50 R20 on 8.5 J x 20 ET 55.5 (Front)  
275/50 R20 on 8.5 J x 20 ET 42 (Rear)

## RZV - 20" AMG Twin 5-Spoke Wheels

Standard on GLE 580 4M. Requires AMG Line Exterior (DG1PKG)  
20"  
R02 (All-Season tires), 690 (Spare Wheel)  
20" AMG Twin 5-Spoke Wheels  
275/50 R20 on 9 J x 20 ET 57 (Front) 275/50  
R20 on 9 J x 20 ET 44 (Rear)



## RZW - 20" AMG 5-Spoke Wheels w/ Black Accents

Requires AMG Line Exterior (DG1PKG).  
Requires Night Package (DC1PKG)  
20"

R02 (All-Season tires), 690 (Spare Wheel)  
20" AMG 5-Spoke Wheels w/ Black Accents  
275/50 R20 on 9 J x 20 ET 57 (Front) 275/50  
R20 on 9 J x 20 ET 44 (Rear)

## RWA - 21" AMG Multispoke Wheels

Requires AMG Line Exterior (DG1PKG)  
21"

R02 (All-Season tires), 690 (Spare Wheel)  
21" AMG Multispoke Wheels  
275/45 R21 on 10 J x 21 ET 54 (Front) 315/40  
R21 on 11 J x 21 ET 49 (Rear)

## RWB - 21" AMG Multispoke Wheels w/ Black Accents

Requires AMG Line Exterior (DG1PKG).  
Requires Night Package (DC1PKG)  
21"

R02 (All-Season tires), 690 (Spare Wheel)  
21" AMG Multispoke Wheels w/ Black Accents  
275/45 R21 on 10 J x 21 ET 54 (Front) 315/40  
R21 on 11 J x 21 ET 49 (Rear)

## RXS - 22" AMG Twin 5-Spoke Wheels

Requires AMG Line Exterior (DG1PKG).  
Requires AIRMATIC Suspension Package (DC8PKG)  
22"

R01 (High-Performance tires), 690 (Spare Wheel)  
22" AMG Twin 5-Spoke Wheels  
285/40 R 22 on 10 J 22 ET 56.1 (Front)  
325/35 R 22 on 11 J 22 ET 50 (Rear)

LIMITED AVAILABILITY



## RXT - 22" AMG Twin 5-Spoke Wheels w/ Black Accents

Requires AMG Line Exterior (DG1PKG).  
Requires Night Package (DC1PKG). Requires AIRMATIC Suspension Package (DC8PKG)  
22"

R01 (High-Performance tires), 690 (Spare Wheel)  
22" AMG Twin 5-Spoke Wheels w/ Black Accents

285/40 R 22 on 10 J 22 ET 56.1 (Front)  
325/35 R 22 on 11 J 22 ET 50 (Rear)

Code	Wheel Size	Description	Wheel Dimensions	Mobility	Availability	MSRP
R26	19"	19" Twin 5-Spoke Wheels	255/50 R19 on 8 J x 19 ET 61 (Front) 255/50 R19 on 8 J x 19 ET 61 (Rear)	R02 (All-Season tires), 690 (Spare Wheel)	GLE350W, GLE350W4, GLE450W4	\$0
15R	19"	19" Multispoke Wheels	255/50 R19 on 8 J x 19 ET 61 (Front) 255/50 R19 on 8 J x 19 ET 61 (Rear)	R02 (All-Season tires), 690 (Spare Wheel)	GLE350W, GLE350W4, GLE450W4	\$0
50R	20"	20" Twin 5-Spoke Wheels	275/50 R20 on 8.5 J x 20 ET 55.5 (Front) 275/50 R20 on 8.5 J x 20 ET 42 (Rear)	R02 (All-Season tires), 690 (Spare Wheel)	GLE350W, GLE350W4, GLE450W4	\$850
RZV	20"	20" AMG Twin 5-Spoke Wheels Standard on GLE 580 4M. Requires AMG Line Exterior (DG1PKG)	275/50 R20 on 9 J x 20 ET 57 (Front) 275/50 R20 on 9 J x 20 ET 44 (Rear)	R02 (All-Season tires), 690 (Spare Wheel)	All Models	\$0
RZW	20"	20" AMG 5-Spoke Wheels w/ Black Accents Requires AMG Line Exterior (DG1PKG). Requires Night Package (DC1PKG)	275/50 R20 on 9 J x 20 ET 57 (Front) 275/50 R20 on 9 J x 20 ET 44 (Rear)	R02 (All-Season tires), 690 (Spare Wheel)	All Models	\$0
RWA	21"	21" AMG Multispoke Wheels Requires AMG Line Exterior (DG1PKG)	275/45 R21 on 10 J x 21 ET 54 (Front) 315/40 R21 on 11 J x 21 ET 49 (Rear)	R02 (All-Season tires), 690 (Spare Wheel)	All Models	\$1,100
RWB	21"	21" AMG Multispoke Wheels w/ Black Accents Requires AMG Line Exterior (DG1PKG). Requires Night Package (DC1PKG)	275/45 R21 on 10 J x 21 ET 54 (Front) 315/40 R21 on 11 J x 21 ET 49 (Rear)	R02 (All-Season tires), 690 (Spare Wheel)	All Models	\$1,100
RXS (Limited Availability)	22"	22" AMG Twin 5-Spoke Wheels Requires AMG Line Exterior (DG1PKG). Requires AIRMATIC Suspension Package (DC8PKG)	285/40 R 22 on 10 J 22 ET 56.1 (Front) 325/35 R 22 on 11 J 22 ET 50 (Rear)	R01 (High-Performance tires), 690 (Spare Wheel)	GLE580W4, GLE450W4	\$2,450
RXT (Limited Availability)	22"	22" AMG Twin 5-Spoke Wheels w/ Black Accents Requires AMG Line Exterior (DG1PKG). Requires Night Package (DC1PKG). Requires AIRMATIC Suspension Package (DC8PKG)	285/40 R 22 on 10 J 22 ET 56.1 (Front) 325/35 R 22 on 11 J 22 ET 50 (Rear)	R01 (High-Performance tires), 690 (Spare Wheel)	GLE580W4, GLE450W4	\$2,450




# Upholstery

## MB Tex



### 111A - Black MB-Tex

MB-Tex not with Multicontour Seat (399)



### 134A - Espresso Brown / Black MB-Tex

MB-Tex not with Multicontour Seat (399)



### 135A - Macchiato/ Black MB-Tex

MB-Tex not with Multicontour Seat (399)



### 601A - Black MB-Tex w/ Microfiber Insert

Requires AMG Line Interior (DG2PKG). Not with Multicontour Seats (399). AMG Line upholstery (601/801/885) only available with headliner black (51U).

## Leather



### 201A - Black leather

Requires Passenger Seat Memory (P64). Standard on GLE 580 4MATIC Textured Leather



### 214A - Espresso Brown/ Black Leather

Requires Passenger Seat Memory (P64). Standard on GLE 580 4MATIC Textured Leather



### 215A - Macchiato/ Black Leather

Requires Passenger Seat Memory (P64). Standard on GLE 580 4MATIC

## Nappa Leather



### 801A - Black Nappa Leather

Requires AMG Line Interior (DG2PKG) and Passenger Memory (P64). Not with Multicontour Seats (399). AMG Line upholstery (601/801/885) only available with headliner black (51U)



### 885A - White/ Black Nappa Leather

Requires AMG Line Interior (DG2PKG) and Passenger Memory (P64). Not with Multicontour Seats (399). AMG Line upholstery (601/801/885) only available with headliner black (51U)

## Exclusive Nappa Leather



### 951A - Black Exclusive Nappa Leather

Requires Passenger Seat Memory (P64)




<i>Code</i>	<i>Description</i>	<i>Availability</i>	<i>Price</i>
111A	Black MB-Tex MB-Tex not with Multicontour Seat (399)	GLE350W, GLE350W4, GLE450W4	\$0
134A	Espresso Brown / Black MB-Tex MB-Tex not with Multicontour Seat (399)	GLE350W, GLE350W4, GLE450W4	\$0
135A	Macchiato/ Black MB-Tex MB-Tex not with Multicontour Seat (399)	GLE350W, GLE350W4, GLE450W4	\$0
601A	Black MB-Tex w/ Microfiber Insert Requires AMG Line Interior (DG2PKG). Not with Multicontour Seats (399). AMG Line upholstery (601/801/885) only available with headliner black (51U).	GLE350W, GLE350W4, GLE450W4	\$0
201A	Black leather Requires Passenger Seat Memory (P64). Standard on GLE 580 4MATIC	All Models	\$1,620
214A	Espresso Brown/ Black Leather Requires Passenger Seat Memory (P64). Standard on GLE 580 4MATIC	All Models	\$1,620
215A	Macchiato/ Black Leather Requires Passenger Seat Memory (P64). Standard on GLE 580 4MATIC	All Models	\$1,620
801A	Black Nappa Leather Requires AMG Line Interior (DG2PKG) and Passenger Memory (P64). Not with Multicontour Seats (399). AMG Line upholstery (601/801/885) only available with headliner black (51U)	All Models	\$2,990 (GLE350W, GLE350W4, GLE450W4) \$1,370 (GLE580W4)
885A	White/ Black Nappa Leather Requires AMG Line Interior (DG2PKG) and Passenger Memory (P64). Not with Multicontour Seats (399). AMG Line upholstery (601/801/885) only available with headliner black (51U)	All Models	\$2,990 (GLE350W, GLE350W4, GLE450W4) \$1,370 (GLE580W4)
951A	Black Exclusive Nappa Leather Requires Passenger Seat Memory (P64)	All Models	\$2,990

<i>Code</i>	<i>Upholstery</i>	<i>Seats</i>	<i>Floor Mats</i>	<i>Upper Dash/Lower Dash</i>	<i>Seat Belts</i>	<i>Steering Wheel</i>	<i>Headliner</i>
111A	Black MB-Tex MB-Tex not with Multicontour Seat (399)	Black	Black	Black/Black	Black	Black	Crystal Grey or Black
134A	Espresso Brown / Black MB-Tex MB-Tex not with Multicontour Seat (399)	Espresso brown	Black	Black/Espresso brown	Black	Black	Crystal Grey or Black
135A	Macchiato/ Black MB-Tex MB-Tex not with Multicontour Seat (399)	Macchiato	Black	Black / Macchiato	Macchiato	Black	Macchiato
601A	Black MB-Tex w/ Microfiber Insert Requires AMG Line Interior (DG2PKG). Not with Multicontour Seats (399). AMG Line upholstery (601/801/885) only available with headliner black (51U).	Black	Black	Black/Black	Black	Black	Black
201A	Black leather Requires Passenger Seat Memory (P64). Standard on GLE 580 4MATIC	Black	Black	Black/Black	Black	Black	Crystal Grey or Black
214A	Espresso Brown/ Black Leather Requires Passenger Seat Memory (P64). Standard on GLE 580 4MATIC	Espresso brown	Black	Black/ Espresso brown	Black	Black	Crystal Grey or Black
215A	Macchiato/ Black Leather Requires Passenger Seat Memory (P64). Standard on GLE 580 4MATIC	Macchiato	Black	Black / Macchiato	Macchiato	Black	Black
801A	Black Nappa Leather Requires AMG Line Interior (DG2PKG) and Passenger Memory (P64). Not with Multicontour Seats (399). AMG Line upholstery (601/801/885) only available with headliner black (51U)	Black	Black	Black/Black	Black	Black	Black
885A	White/ Black Nappa Leather Requires AMG Line Interior (DG2PKG) and Passenger Memory (P64). Not with Multicontour Seats (399). AMG Line upholstery (601/801/885) only available with headliner black (51U)	Black white	Black	Black/Black	Black	Black	Black
951A	Black Exclusive Nappa Leather Requires Passenger Seat Memory (P64)	Black	Black	Black / Black	Black	Black	Black or Crystal Grey




# Trims




**H46 - Aluminum with longitudinal grain**

Requires Ambient Lighting (876) or Premium Package (DP1PKG)



**H31 - Natural grain grey oak**

Requires Ambient Lighting (876) or Premium Package (DP1PKG)




**H18 - High-gloss grey linden**




**H22 - Natural grain brown walnut**

Requires Ambient Lighting (876) or Premium Package (DP1PKG)



**H35 - MANUFAKTUR black flamed open-pore ash wood**

Only with Premium Package (DP1PKG). Availability TBD



**H34 - designo® Brown Linden Wood Flowing Lines**

Only with Premium Package (DP1PKG).



**H64 - Metal weave**

Only with Premium Package (DP1PKG).

<i>Code</i>	<i>Description</i>	<i>Availability</i>	<i>Price</i>
H46	Aluminum with longitudinal grain Requires Ambient Lighting (876) or Premium Package (DP1PKG)	All Models	\$0
H31	Natural grain grey oak Requires Ambient Lighting (876) or Premium Package (DP1PKG)	All Models	\$160
H18	High-gloss grey linden	All Models	\$0
H22	Natural grain brown walnut Requires Ambient Lighting (876) or Premium Package (DP1PKG)	All Models	\$160
H35	MANUFAKTUR black flamed open-pore ash wood Only with Premium Package (DP1PKG). Availability TBD	All Models	\$850
H34	designo® Brown Linden Wood Flowing Lines Only with Premium Package (DP1PKG).	All Models	\$850
H64	Metal weave Only with Premium Package (DP1PKG).	All Models	\$600



# Packages

<i>Code</i>	<i>Packages</i>	<i>Availability</i>	<i>MSRP</i>
DP1PKG	<b>Premium Package</b> <ul style="list-style-type: none"> <li>▪ Burmester Surround Sound - name</li> <li>▪ P47 - Parking Assist code                             <ul style="list-style-type: none"> <li>○ 501 - Surround View System</li> </ul> </li> <li>▪ U80 - 115V Power Outlet</li> </ul>	GLE350W, GLE350W4, GLE450W4	\$1,375
DA2PKG	<b>Driver Assistance Package PLUS</b> <ul style="list-style-type: none"> <li>▪ P20 - Driver Assistance Package PLUS                             <ul style="list-style-type: none"> <li>○ Active Lane Keeping Assist</li> <li>○ 233 - Active Distance Assist DISTRONIC®</li> <li>○ Active Blind Spot Assist</li> <li>○ Active Stop-and-Go Assist</li> <li>○ Active Lane Change Assist</li> <li>○ 266 - Active Steering Assist</li> <li>○ Active Emergency Stop Assist</li> <li>○ Route-Based Speed Adaptation</li> <li>○ Active Brake Assist with Cross-Traffic Function</li> <li>○ 546 - Active Speed Limit Assist</li> <li>○ Evasive Steering Assist</li> <li>○ 253 - PRE-SAFE® PLUS Rear End Collision Protection</li> <li>○ 513 - Traffic Sign Assist</li> </ul> </li> </ul>	All Models	\$1,950
DA4PKG	<b>Exterior Lighting Package</b> <ul style="list-style-type: none"> <li>▪ 640 - LED Intelligent Light System</li> </ul>	All Models	\$750
DG1PKG (Limited Availability)	<b>AMG Line Exterior</b> <ul style="list-style-type: none"> <li>▪ P31 - AMG Bodystyling                             <ul style="list-style-type: none"> <li>○ Wheel - Choice Of:                                     <ul style="list-style-type: none"> <li>○ RZV - 20" AMG Twin 5-Spoke Wheels</li> <li>○ RWA - AMG 21" Multispoke Wheels (+ \$1,000)</li> <li>○ RXS - 22" AMG Twin 5-Spoke Wheels (+\$2,450); 450 &amp; 580 models only</li> </ul> </li> <li>○ Side sill panels painted in the vehicle color (black i.c.w. illuminated running boards (846))</li> <li>○ AMG rear apron with diffuser-look insert in black and trim strip in chrome</li> <li>○ Flared wheel arches at front and rear, painted in the vehicle color</li> <li>○ Diamond radiator grille with pins in chrome, integral Mercedes star and single louvre painted in matte iridium silver with chrome insert</li> <li>○ AMG front apron in an A-wing design, with AMG-specific air inlets in the wheel arch linings</li> <li>○ Functional sport exhaust (only for GLE 450 4MATIC)</li> </ul> </li> </ul>	GLE350W, GLE350W4, GLE450W4	\$2,900
DG2PKG	<b>AMG Line Interior</b> Not with Multicontour Seats (399) <ul style="list-style-type: none"> <li>▪ P29 - AMG Line Interior                             <ul style="list-style-type: none"> <li>○ AMG sports pedals in brushed stainless steel with black rubber studs</li> <li>○ L5C - Multifunction sport steering wheel w/ flat bottom and perforated grip area</li> <li>○ U26 - AMG Floor Mats</li> <li>○ Sports seats for driver and front passenger with specific seat upholstery layout (601A/801A/885A)</li> </ul> </li> </ul>	All Models	\$400
DC1PKG	<b>Night Package</b> <ul style="list-style-type: none"> <li>▪ P55 - Night Package Code                             <ul style="list-style-type: none"> <li>○ Wheel Choice - Of:                                     <ul style="list-style-type: none"> <li>○ RWB - 21" AMG Multispoke Wheels w/ Black Accents (+ \$1,000)</li> <li>○ RXT - 22" AMG Twin 5-Spoke Wheels w/ Black Accents (+\$2,450); 450 &amp; 580 models only</li> <li>○ RZW - 20" AMG 5-Spoke Wheels w/ Black Accents</li> </ul> </li> <li>○ Black elements: front splitter, grille trim, rear diffuser, side mirrors, window trim, and roof rails</li> </ul> </li> </ul>	All Models	\$400
DB0PKG	<b>Warmth and Comfort Package</b> <ul style="list-style-type: none"> <li>▪ P68 - Warmth and Comfort Package code                             <ul style="list-style-type: none"> <li>○ 906 - Heated Armrest</li> <li>○ 902 - Rapid Heating Functionality for Front Seats</li> </ul> </li> </ul>	All Models	\$1,050
DB4PKG	<b>3rd Row Seat Package</b> Includes Runflat Tires (R66) with 19-20" wheels Includes Tire fit (B51) with 21" wheels. Not with Spare wheel (690),Requires Passenger Seat Memory (P64) <ul style="list-style-type: none"> <li>▪ 567 - Power 2nd Row Seat</li> <li>▪ 72B - Additional 2 USB Type-C ports in 3rd row</li> <li>▪ 847 - 3rd Row Seat</li> </ul>	All Models	\$2,100
DC5PKG	<b>Acoustic Comfort Package</b> <ul style="list-style-type: none"> <li>▪ PAF - Acoustic Comfort Code                             <ul style="list-style-type: none"> <li>○ Increased Cabin Insulation, Windshield with Infrared-Reflecting film, Side Windows with Acoustic</li> <li>○ Infrared Absorbing Film</li> </ul> </li> </ul>	GLE580W4, GLE450W4	\$1,100
DC8PKG	<b>AIRMATIC Suspension</b> Standard on GLE 580 4MATIC <ul style="list-style-type: none"> <li>▪ 215 - Adaptive Damping System PLUS</li> <li>▪ 489 - AIRMATIC Suspension</li> </ul>	GLE450W4	\$1,710



# Options

## Factory Options

<i>Code</i>	<i>Options</i>	<i>Availability</i>	<i>MSRP</i>
L3D	Wood/Leather Steering Wheel Requires Natural grain grey oak (H31), designo® high-gloss brown flowing lines linden (H34), Natural grain brown walnut (H22)	All Models	\$600
293	Rear Side Airbags	All Models	\$700
311 (Limited Availability)	Heated/Cooled Cup Holders	All Models	\$180
399	Multicontour Front Seats with Massage Feature Not with AMG Line Interior (P29) Requires Ventilated Front Seats (401) Requires Rapid Heating Seats (902) or Warmth and Comfort Pkg (DB0PKG) Requires Upholstery Leather (200A) or Nappa (951A)	All Models	\$1,100
401	Ventilated Front Seats Will be available with MB-Tex for the first time, Not with AMG Line Microfiber Upholstery (601)	All Models	\$450
413	Panorama Power Tilt/Sliding Sunroof	All Models	\$1,000
443	Heated Steering Wheel Not with AMG Sport Steering Wheel (L5C)	All Models	\$250
463	Head-Up Display	All Models	\$1,100
550	Trailer Hitch Includes Increased Towing Capacity (557) Not available as accessory retrofit	All Models	\$575
581	4-Zone Climate Control	All Models	\$860
77B	MBUX Interior Assistant (Gesture Control)	All Models	\$250
846	Illuminated Running Boards Not available as accessory retrofit	All Models	\$650
872	Heated Rear Seats	All Models	\$580
U09	MB-Tex Dashboard and Door Beltlines	All Models	\$350
U19 (Delayed)	MBUX Augmented Video for Navigation	All Models	\$350
P64 (Limited Availability)	Passenger Seat Memory	GLE350W, GLE350W4, GLE450W4	\$350
21U (Delayed)	Dashcam Requires Augmented Video for Navigation (U19)		\$200
883	Soft Close Doors	GLE580W4, GLE450W4	\$550
P21	AIR-BALANCE Package with Fragrance	GLE580W4, GLE450W4	\$350
297	Powered Rear Side-Window Sunshades	GLE580W4	\$580





## VPC Installed Options

<i>Code</i>	<i>Options</i>	<i>Availability</i>	<i>MSRP</i>
D03	Illuminated Star Not with Driver Assistant Package Plus (DA2PKG)	All Models	\$500
D07	Wheel Locking Bolts	All Models	\$150
D08	Chrome Door Handle Inserts	All Models	\$100
D11	Roof Spoiler	All Models	\$650
D26	Load Sill Protection	All Models	\$175
D43	All-Season Front/Rear Floormats	All Models	\$160
D53	All-Season Front/Rear Floormats for Vehicles w/ DB4	All Models	\$160
D49	First Aid Kit	All Models	\$35

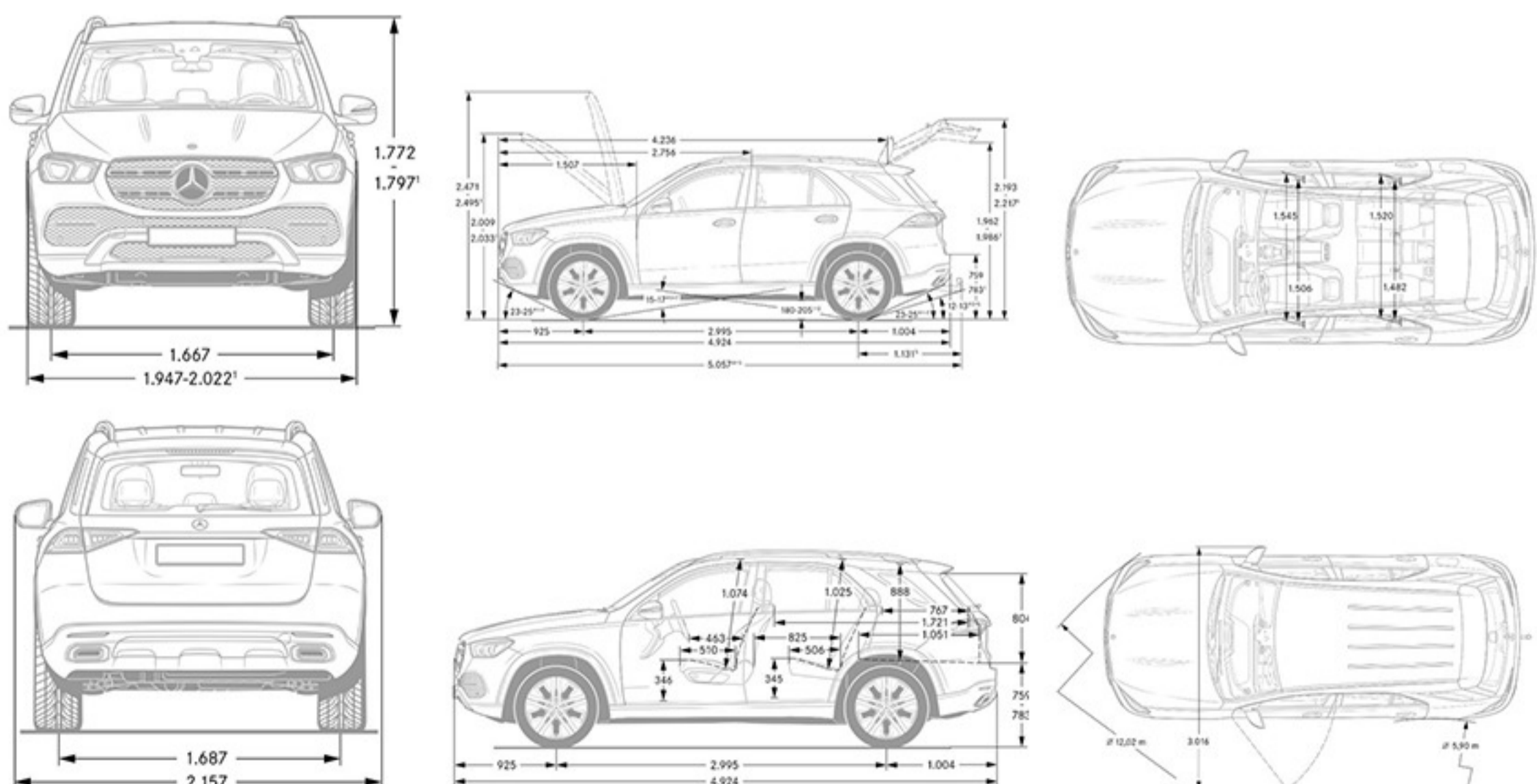


# Specifications

GLE350W



<i>Drivetrain</i>	
Transmission	9G-TRONIC 9-Speed Automatic Transmission
Drive Configuration	Rear-wheel drive
<i>Engine</i>	
Engine Configuration	2.0L inline-4 turbo engine
Power (hp)	255 hp
Torque (lb-ft)	273 lb-ft
Compression Ratio	10.5 : 1
Fuel Requirement (Octane)	91
Fuel Tank Size (gallons)	22.5
Displacement (cc)	1,991
<i>Performance</i>	
Acceleration 0-60pmg (sec)	7.0
Top Speed (mph)	130
Transmission Speeds	9
Maximum Load (lbs)	TBD
Towing Capacity (lbs)	5,950
<i>Fuel Economy</i>	
City Fuel Economy	TBD
Highway Fuel Economy	TBD
Combined	TBD
<i>Exterior Dimensions</i>	
Vehicle Length (in.)	194.3
Vehicle Height (in.)	70.7
Vehicle Width w/ exterior mirrors (in.)	84.9
Wheelbase (in.)	117.9
Curb Weight (lbs)	TBD
Track Width Front/Rear (in.)	65.63/66.42
<i>Interior Dimensions</i>	
Cargo Capacity	TBA
Trunk Size	TBA



*Drivetrain*

<b>Transmission</b>	9G-TRONIC 9-Speed Automatic Transmission
<b>Drive Configuration</b>	All-wheel drive

*Engine*

<b>Engine Configuration</b>	2.0L inline-4 turbo engine
<b>Power (hp)</b>	255 hp
<b>Torque (lb-ft)</b>	273 lb-ft
<b>Compression Ratio</b>	10.5 : 1
<b>Fuel Requirement (Octane)</b>	91
<b>Fuel Tank Size (gallons)</b>	22.5
<b>Displacement (cc)</b>	1,991

*Performance*

<b>Acceleration 0-60pmg (sec)</b>	7.1
<b>Top Speed (mph)</b>	130
<b>Transmission Speeds</b>	9
<b>Maximum Load (lbs)</b>	TBD
<b>Towing Capacity (lbs)</b>	7700

*Fuel Economy*

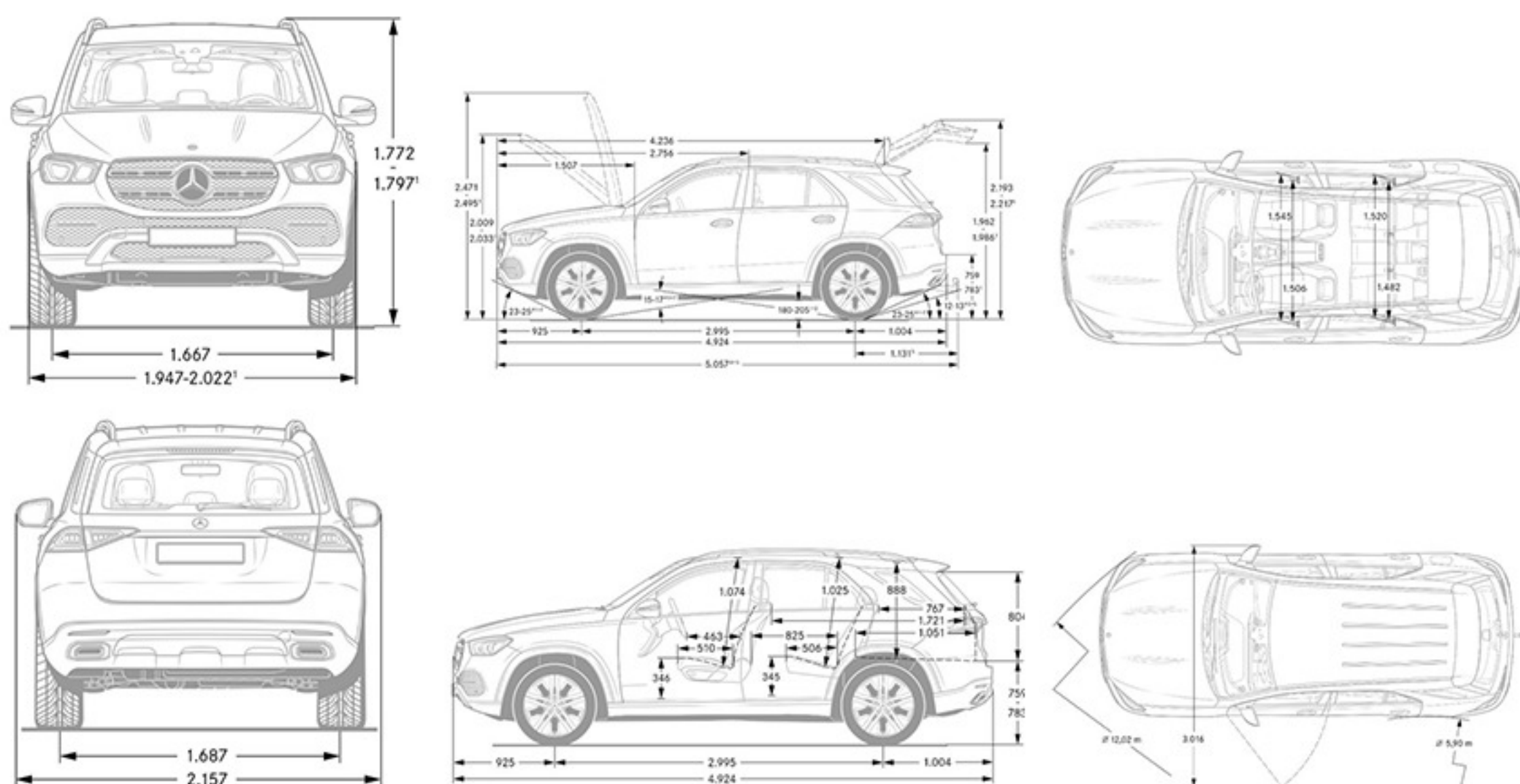
<b>City Fuel Economy</b>	TBD
<b>Highway Fuel Economy</b>	TBD
<b>Emission Certification</b>	TBD

*Exterior Dimensions*

<b>Vehicle Length (in.)</b>	194.3
<b>Vehicle Height (in.)</b>	70.7
<b>Vehicle Width w/ exterior mirrors (in.)</b>	84.9
<b>Wheelbase (in.)</b>	117.9
<b>Curb Weight (lbs)</b>	TBD
<b>Track Width Front/Rear (in.)</b>	65.63/66.42

*Interior Dimensions*

<b>Cargo Capacity</b>	TBA
<b>Trunk Size</b>	TBA



*Drivetrain*

<b>Transmission</b>	9G-TRONIC 9-Speed Automatic Transmission
<b>Drive Configuration</b>	All-wheel drive

*Engine*

<b>Engine Configuration</b>	3.0L inline-6 turbo engine
<b>Power (hp)</b>	362 hp
<b>Torque (lb-ft)</b>	369 lb-ft
<b>Compression Ratio</b>	10.5 : 1
<b>Fuel Requirement (Octane)</b>	91
<b>Fuel Tank Size (gallons)</b>	22.5
<b>Displacement (cc)</b>	2,999

*Performance*

<b>Acceleration 0-60pmg (sec)</b>	5.5
<b>Top Speed (mph)</b>	130
<b>Transmission Speeds</b>	9
<b>Maximum Load (lbs)</b>	TBD
<b>Towing Capacity (lbs)</b>	7700

*Fuel Economy*

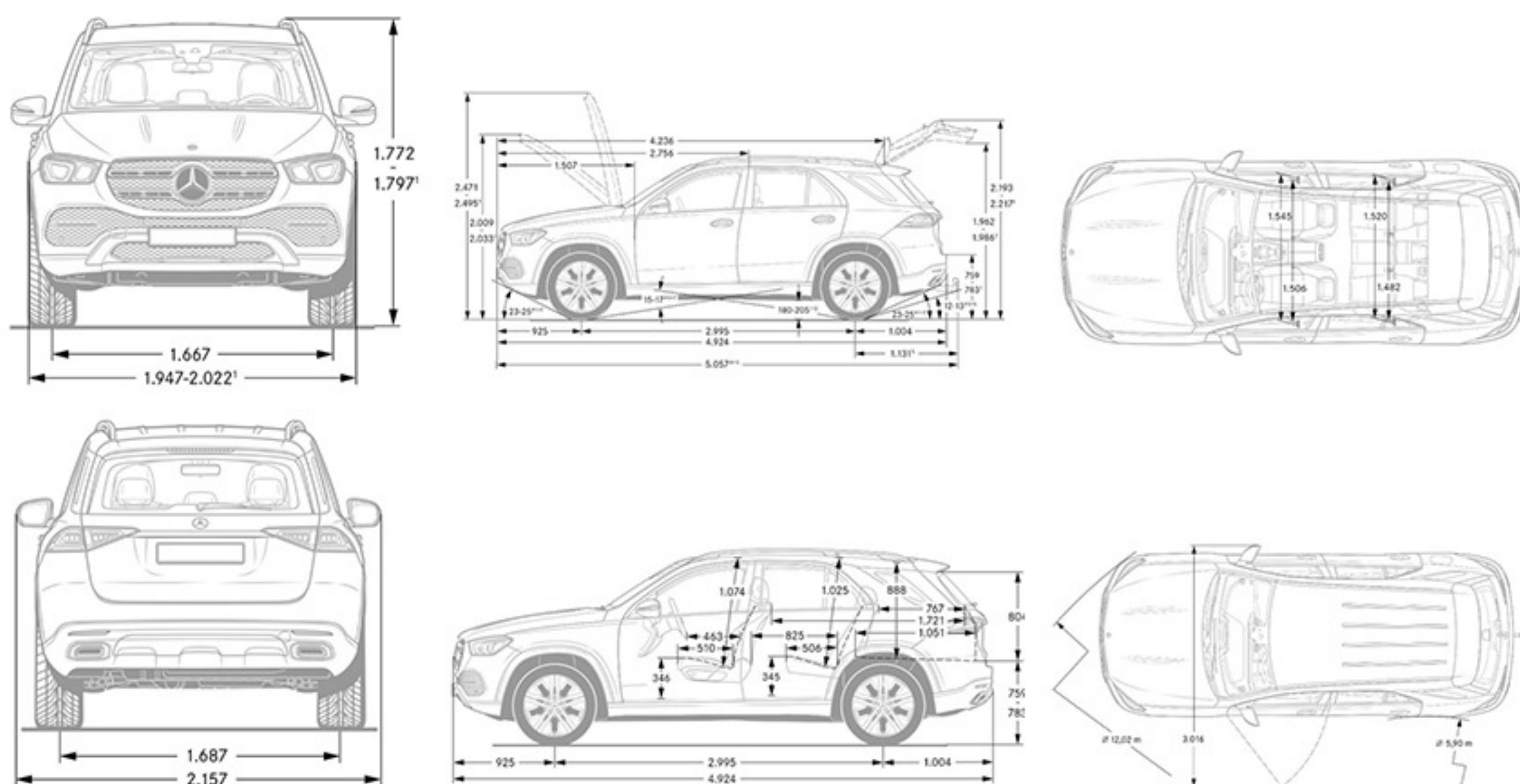
<b>City Fuel Economy</b>	TBD
<b>Highway Fuel Economy</b>	TBD
<b>Emission Certification</b>	TBD

*Exterior Dimensions*

<b>Vehicle Length (in.)</b>	194.3
<b>Vehicle Height (in.)</b>	70.7
<b>Vehicle Width w/ exterior mirrors (in.)</b>	84.9
<b>Wheelbase (in.)</b>	117.9
<b>Curb Weight (lbs)</b>	TBD
<b>Track Width Front/Rear (in.)</b>	65.63/66.42

*Interior Dimensions*

<b>Cargo Capacity</b>	TBA
<b>Trunk Size</b>	TBA



*Drivetrain*

<b>Transmission</b>	9G-TRONIC 9-Speed Automatic Transmission
<b>Drive Configuration</b>	All-wheel drive

*Engine*

<b>Engine Configuration</b>	4.0L V8 biturbo engine w/ EQ Boost
<b>Power (hp)</b>	483 hp
<b>Torque (lb-ft)</b>	516 lb-ft
<b>Compression Ratio</b>	10.5 : 1
<b>Fuel Requirement (Octane)</b>	91
<b>Fuel Tank Size (gallons)</b>	22.5
<b>Displacement (cc)</b>	3,982

*Performance*

<b>Acceleration 0-60pmg (sec)</b>	4.9
<b>Top Speed (mph)</b>	130
<b>Transmission Speeds</b>	9
<b>Electric Motor (hp), System Output (hp)</b>	21
<b>Electric Motor (lb-ft), System Torque (lb-ft)</b>	184
<b>Maximum Load (lbs)</b>	TBD
<b>Towing Capacity (lbs)</b>	TBD

*Fuel Economy*

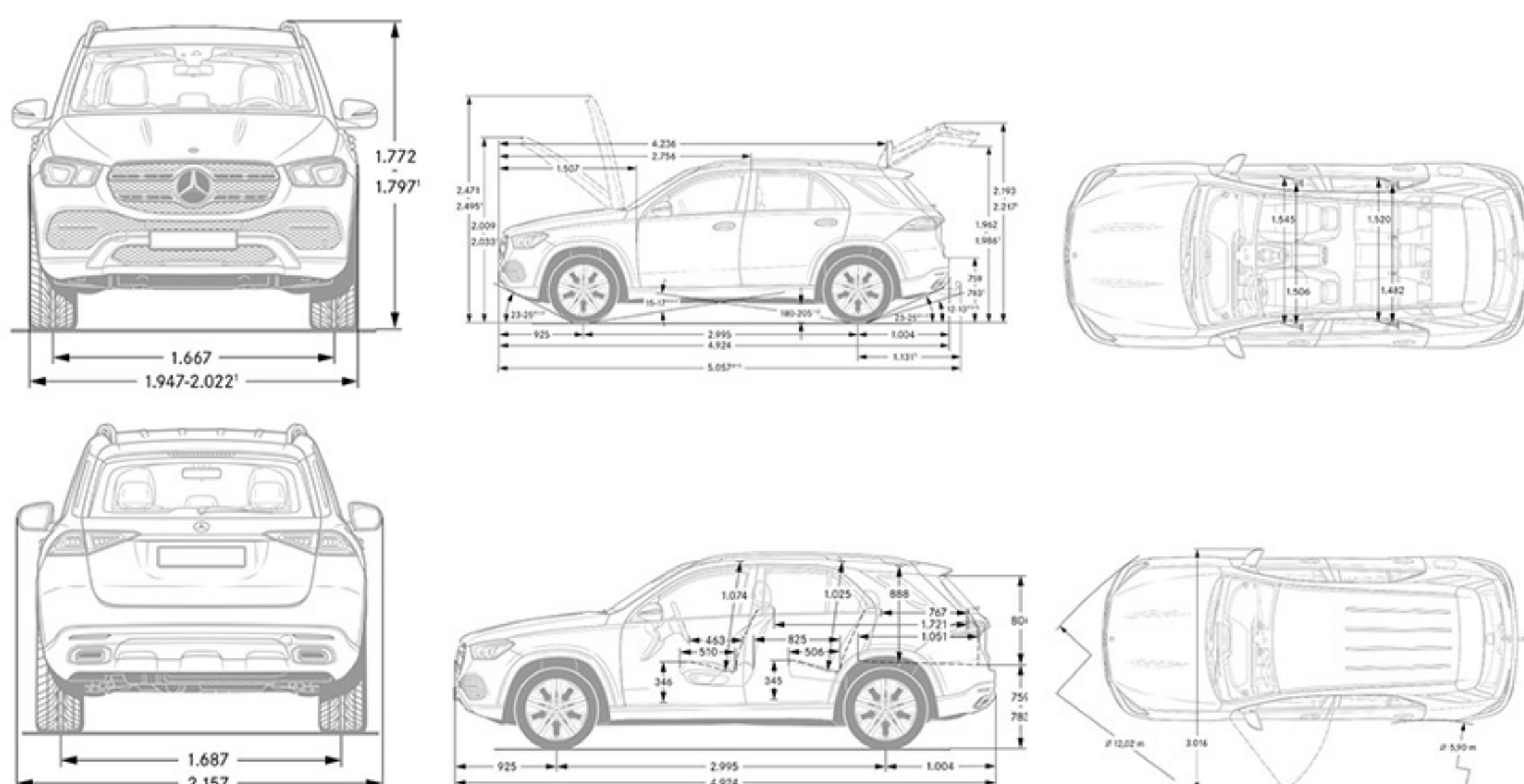
<b>City Fuel Economy</b>	TBD
<b>Highway Fuel Economy</b>	TBD
<b>Emission Certification</b>	TBD

*Exterior Dimensions*

<b>Vehicle Length (in.)</b>	194.3
<b>Vehicle Height (in.)</b>	70.4
<b>Vehicle Width w/ exterior mirrors (in.)</b>	84.9
<b>Wheelbase (in.)</b>	117.9
<b>Curb Weight (lbs)</b>	TBD
<b>Track Width Front/Rear (in.)</b>	65.63/66.42

*Interior Dimensions*

<b>Cargo Capacity</b>	TBA
<b>Trunk Size</b>	TBA



## Options In Detail

### Headlamps



#### LED Headlamps (632)

Standard

- Excellent illumination of the road.
- Unmistakable look by day or night
- Long operating life
- Color spectrum close to natural daylight
- Low energy consumption
- Adaptive Highbeam Assist is also now standard and allows drivers to drive with activated main beams without dazzling other motorists or pedestrians



#### LED Intelligent Light System w/ Ultra Range Highbeam

Optional \$900

Requires Advanced Lighting Package (DA4PKG)

- Advanced LED headlamps and Ultra Range Highbeams
- Ultra Range Highbeam produce light at an increased range for maximum illumination of the road and surround area

### AMG Line Exterior vs. Night Package



#### AMG Line Exterior (DG1PKG)

European picture shown - wheels available on GLE 580 4MATIC



#### Night Package (DC1PKG)

European picture shown - wheels available on GLE 580 4MATIC

### AMG Line Interior (DG2PKG)



Standard Interior



AMG Line Interior (DG2PKG)

#### Steering Wheel

Sports steering wheel with flat bottom and shift paddles in silver chrome

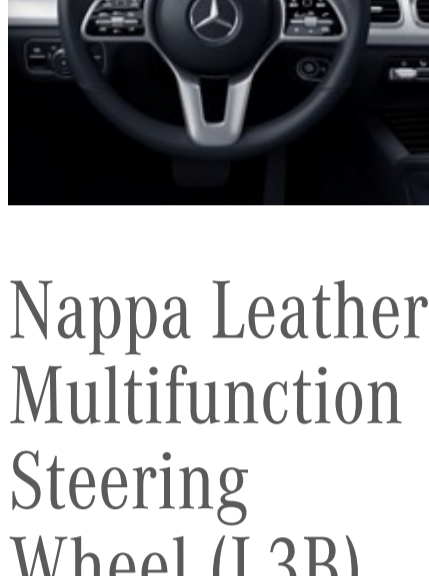
#### Upholstery

Sports seats in MB-Tex/ Microfiber trim with contrasting topstitching and seat comfort package  
Optional: Nappa upholstery

#### Other Equipment

Floor mats with AMG lettering; sport pedals in stainless steel; interior elements in silver chrome

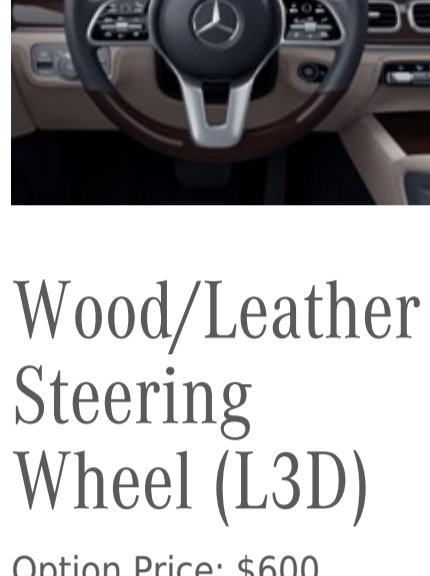
### Steering Wheel



#### Nappa Leather Multifunction Steering Wheel (L3B)

Standard

- Newly redesigned 3-spoke multifunction steering wheel in nappa leather
- Touch Control buttons for direct control of the instrument cluster and to control the functions of the multimedia system.
- Bezel and buttons in silver shadow
- Shift panels in black



#### Wood/Leather Steering Wheel (L3D)

Option Price: \$600

Requires design high-gloss lime (H34), grey open-pore oak (H31) or brown open-pore walnut (H22)

- The 3-spoke multifunction steering wheel in wood/leather combines fine materials with innovative ease of operation.

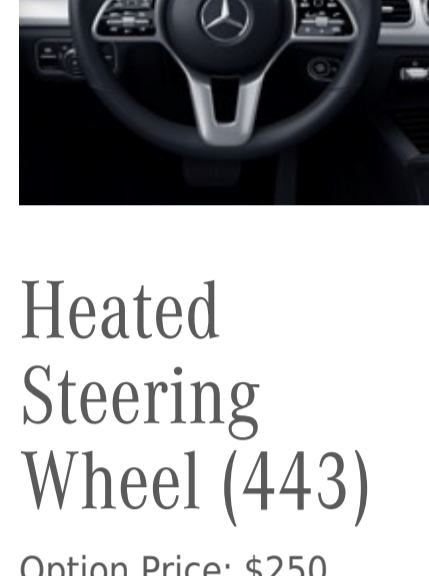


#### AMG Sport Steering Wheel (L5C)

Requires AMG Line Interior (DG2PKG)

Not with Heated Steering Wheel (443)

- Elegant 3-spoke multifunction steering wheel design, flattened bottom section with a particularly compact, and extremely sporty look/ feel
- Bezel and buttons in silver shadow
- Shift panels in silver shadow
- Perforated grip area




#### Heated Steering Wheel (443)

Option Price: \$250

Not with AMG Line Interior (DG2PKG)

- On cold days, the heated 3-spoke steering wheel rim very quickly warms the grip area of the steering wheel to ensure pleasantly warm hands.
- The function is switched on and off by turning the control lever for adjusting the multifunction steering wheel.

### Burmester® Surround Sound Systems

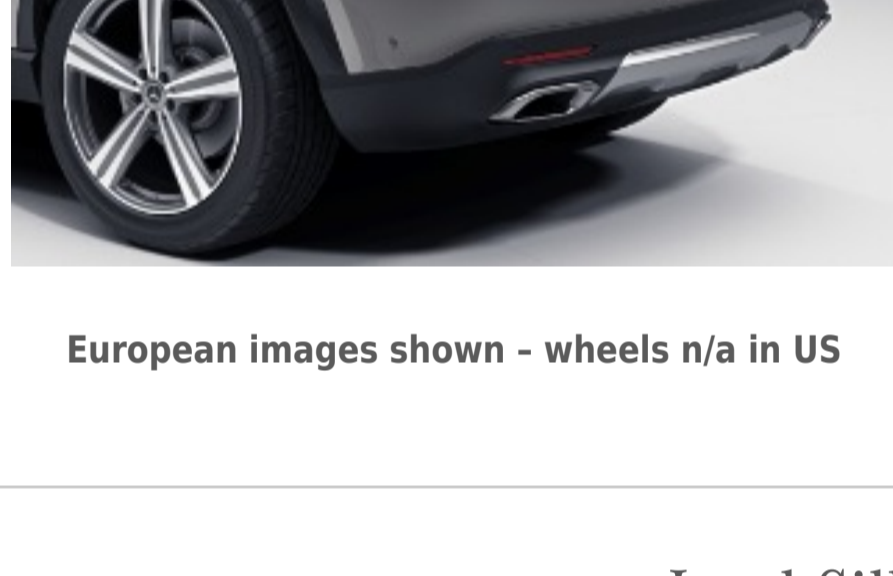


#### Burmester® Surround Sound System (810)


Included in Premium Package (DP1PKG), Standard on GLE 580 4MATIC

- 13 high-performance speakers precisely configured for the vehicle interior to ensure well-balanced and very dynamic music reproduction
- 9-channel DSP amplifier with a total output of 590 watts (7 x 50 W and 2 x 120 W) for maximum sound quality with very high volume reserves
- Frontbass® technology with woofers integrated into integrated into the body-in-white
- Sound optimization for the front and rear seats
- Vehicle noise compensation (VNC)
- Sound preset: surround function to generate virtual all-round sound
- Support for popular multi-channel formats for true surround sound

### Roof Spoiler (D11)



European images shown - wheels n/a in US



European images shown - wheels n/a in US


### Load Sill Protector (D26)



#### Load Sill Protection (D26)

Option price: \$150

- Contrary to GLE W166, the new GLE will no longer feature a standard chrome load sill guard
- The load sill guard is specifically designed for the new GLE bumper shape and does not only cover load sill but also load sill-bumper edge



### Dashcam (21U)



#### Dashcam

Requires Augmented Video for Navigation (U19)

The dashcam films and saves what's happening on the road in front of your vehicle – and also records the time and speed. This can help you in documenting the sequence of events in an accident, for example, and provide you with supporting evidence if necessary. Or you can hold on to landscapes and routes which are worth seeing and create your own automotive travel diary.

#### Components

- Camera in the windshield
- Recording of videos with a resolution of 1280 x 720 pixels (720p) and a frame rate of 30 Hz
- Additional storage of speed and time, embedded in the video signal
- Menu in the media display, or optionally also control via the Touch Control buttons or touchpad
- Storage option via USB stick using the Media Interface
- Video material can be viewed on a computer or the "media" display (only possible when vehicle is stationary) - for this the storage media must first be removed from the interface and reconnected.

#### Requirements and Conditions

- The "Media" section of MBUX must be used for in-vehicle viewing. Recordings are not played directly in the "Dashcam" application.
- On PC/computers, files are only capable of playback with select media players. For best viewing, the "VLC Media Player" is recommended and can be downloaded for free here: <https://www.videolan.org/>.

### Head-Up Display (463)




#### Head-Up Display (463)

Included in MBUX Technology Package (DA0PKG)

The Head-Up Display at a glance:

- Key driver information at a glance (e.g. speed, speed limits, navigation prompts, warnings or settings for the driving assistance systems) without the driver having to take their eyes off the road
- Projection of a virtual image measuring approx. 9.45" x 3.15" into the driver's field of vision
- Presentation of information in high-resolution and in color, making it clearly legible even on sunny days and at night
- Height position of the image, brightness and displayed content can be changed individually via a menu in the instrument cluster and can be stored conveniently via the optional memory function for the driver's seat

### Availability of Ventilated Front Seats (401) with MB-Tex



#### Ventilated Front Seats (401)

Option Price: \$450

Not with AMG LINE Microfiber Interior (601)

The climatized seats for driver and front passenger comprise seat heating and seat ventilation – for an ideal seat climate all year round. On hot days they provide you with a pleasantly refreshing temperature thanks to cooling ventilation. On cold days, meanwhile, the seat cushions and backrests emit a pleasant warmth.

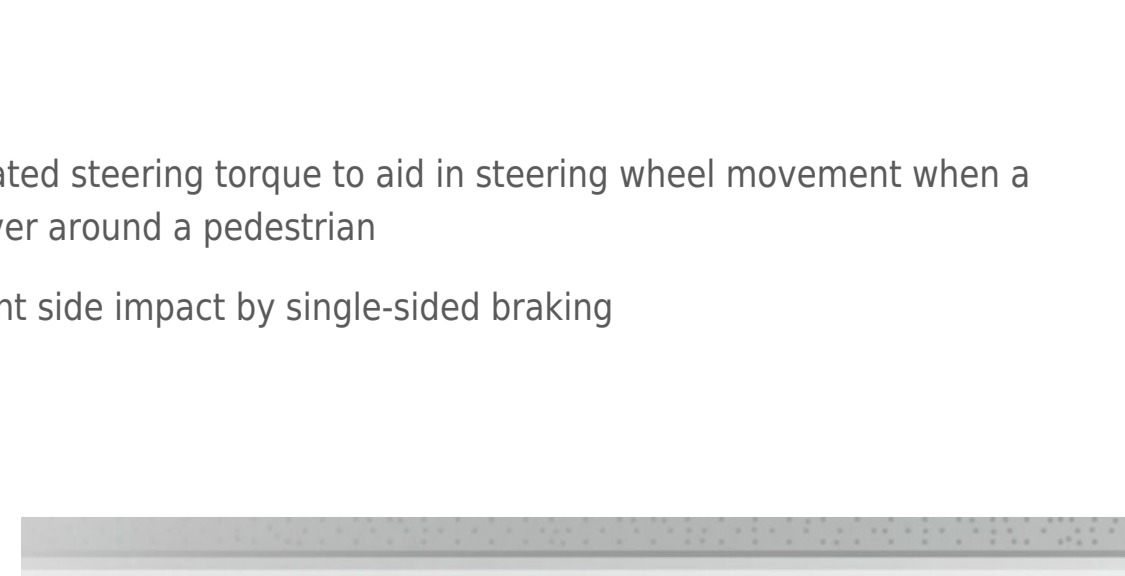
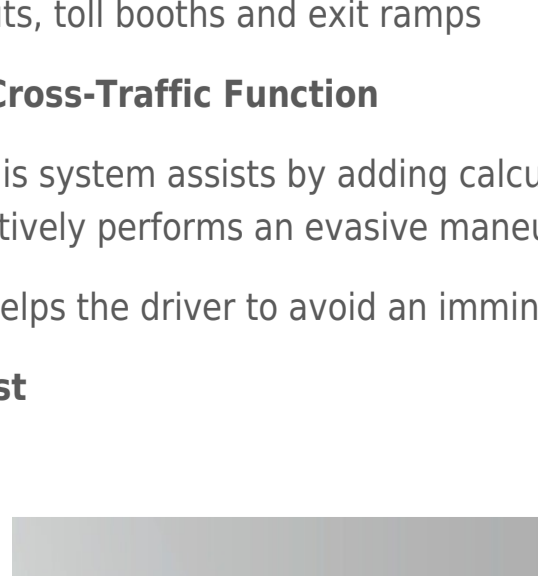
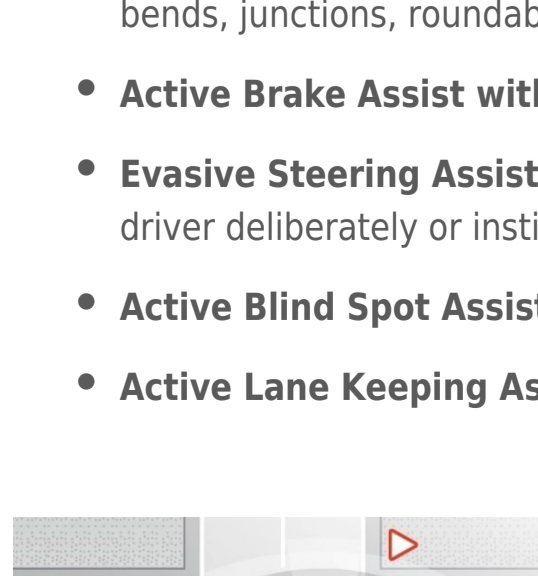
### Driver Assistance Package PLUS

#### Driver Assistance Package PLUS (DA2PKG)

Option price: \$1,950

Latest-generation of our Advanced Driver Assistance System: the enhanced intelligent hands-off detection includes sensing via the Touch Control Buttons and is sensitive to specific conditions and can be activated at a wide range of speeds.

- **Active Stop-and-Go Assist** see next slide
- **Active Distance Assist DISTRONIC®**
- **Active Steering Assist** can now actively intervene even if road lines are unclear or non-existent at certain speeds; it can now also function in curves with a tighter radius
- **Active Emergency Stop Assist** is able to brake the vehicle to a standstill in its lane if it detects that the driver is no longer actively driving the vehicle while it is on the move with Active Distance Assist DISTRONIC® and Active Steering Assist engaged. It can now unlock the doors when the vehicle is stationary to allow first responders immediate access to the vehicle's interior
- **Active Lane Change Assist** is a radar-and-camera-based system that aids the driver when changing lanes. When a turn is indicated, this feature will aid with steering into the adjacent lane if it detects the lane is empty
- **Active Speed Limit Assist** can adapt vehicle speed to identified speed limits and can now adjust preemptively when speed limits are going to change
- **Route-Based Speed Adaptation** is able to reduce the speed in anticipatory mode by referencing the vehicle's map data ahead of bends, junctions, roundabouts, toll booths and exit ramps
- **Active Brake Assist with Cross-Traffic Function**
- **Evasive Steering Assist** this system assists by adding calculated steering torque to aid in steering wheel movement when a driver deliberately or instinctively performs an evasive maneuver around a pedestrian
- **Active Blind Spot Assist** helps the driver to avoid an imminent side impact by single-sided braking
- **Active Lane Keeping Assist**



# Gallery

