


MODEL 166, 292








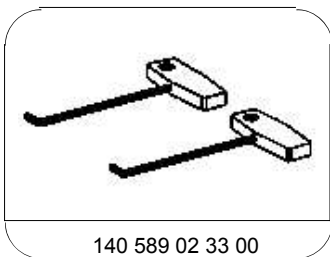
P68.10-4430-07

Shown on side air vent on MODEL 166

01 Extraction hook

1 Side air vent

 	Remove/install		
1	Position extraction hooks (01) at side air vent (1)	 Extraction hooks (01) should be located in the front mounts (circle).  Extraction hook	*140589023300
2	Pull side air vent (1) out of instrument panel	 Installation: Ensure that side air vent (1) arrests correctly.	
3	Unclip electrical connector and disconnect	MODEL 292	
4	Install in the reverse order		



140 589 02 33 00

Extraction hook